



INTERNAL QUALITY ASSURANCE CELL (IQAC)
LOYOLA COLLEGE (AUTONOMOUS), CHENNAI - 34

A Report on the Alumni Feedback, 2014 – 2015

Loyola College consistently strives to uphold quality in the realm of academic and administrative services. As a professional exercise, the IQAC initiates the conduct of feedback from various stakeholders. On the occasion of Alumni Day and other similar reunions days, the alumni share their feedback with the departments on important aspects which include: usefulness of the courses in terms of employability or higher studies, updating of syllabus and relevance of course contents, quality of teachers with regard to subject knowledge, preparation and communication style, mentoring, sports and infrastructural facilities, etc.



2014-2015 Alumni Feedback Questionnaire

TABLE 1: THE COURSES THAT ARE USEFUL FOR LIFE

Options	Responses	Percentage
Excellent	699	41
Very Good	783	46
Good	190	11
Satisfactory	23	1
Poor	7	0.81
Total	1702	100

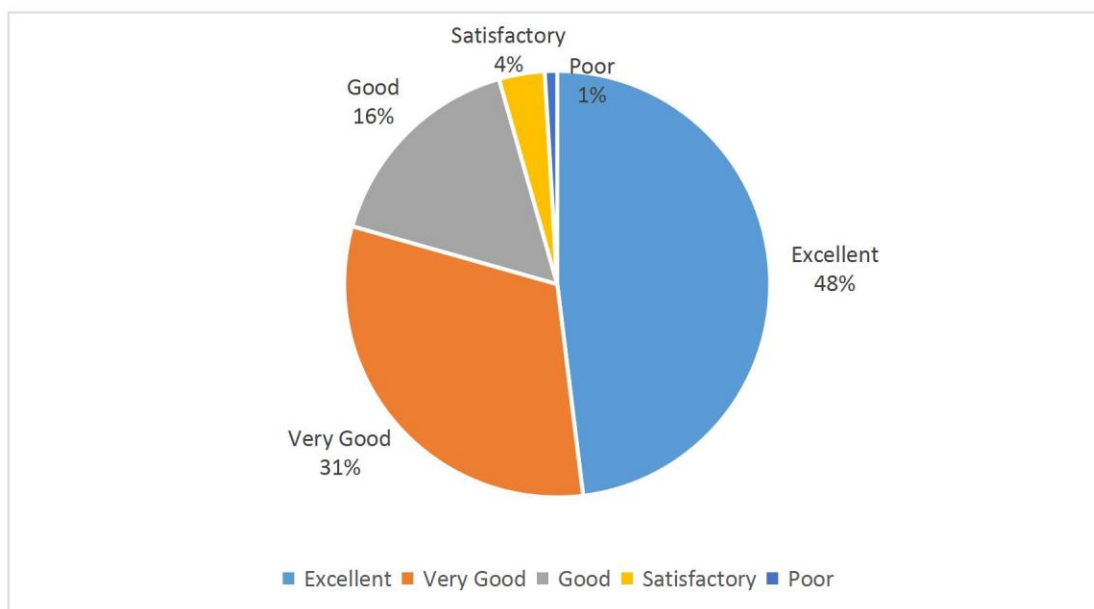




2014-2015 Alumni Feedback Questionnaire

TABLE 2: THE COURSES THAT ARE USEFUL FOR EMPLOYMENT AND ENTREPRENEURSHIP

Options	Responses	Percentage
Excellent	818	48
Very Good	533	31
Good	276	16
Satisfactory	59	4
Poor	16	1
Total	1702	100





2014-2015 Alumni Feedback Questionnaire

TABLE 3: THE COURSES THAT ARE USEFUL FOR HIGHER STUDIES AND CAREER PLANNING

Options	Responses	Percentage
Excellent	731	43
Very Good	411	24
Good	481	28
Satisfactory	74	5
Poor	5	0
Total	1702	100

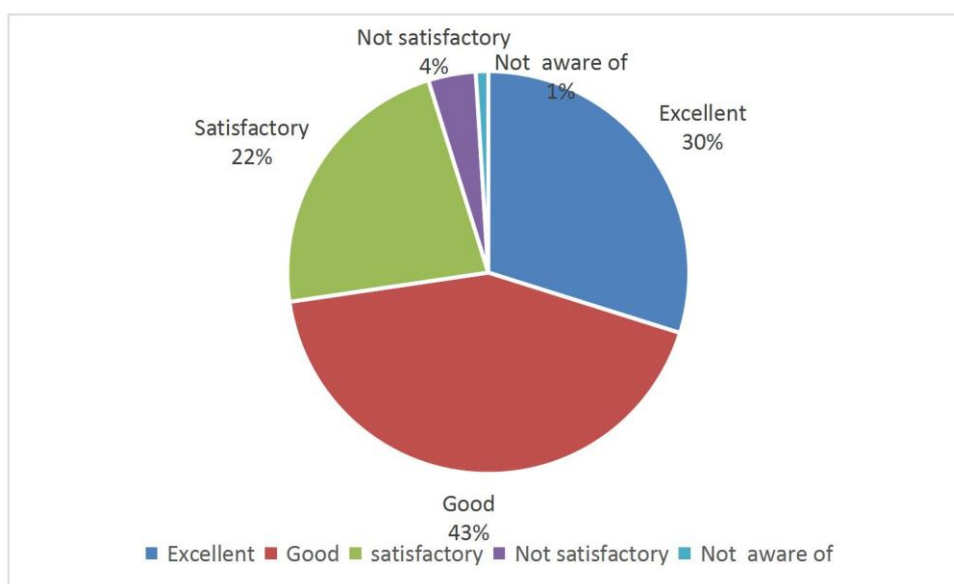




2014-2015 Alumni Feedback Questionnaire

TABLE 4: SYLLABUS UPDATED REGULARLY

Options	Responses	Percentage
Excellent	508	30
Good	729	43
satisfactory	383	22
Not satisfactory	65	4
Not aware of	17	1
Total	1702	100

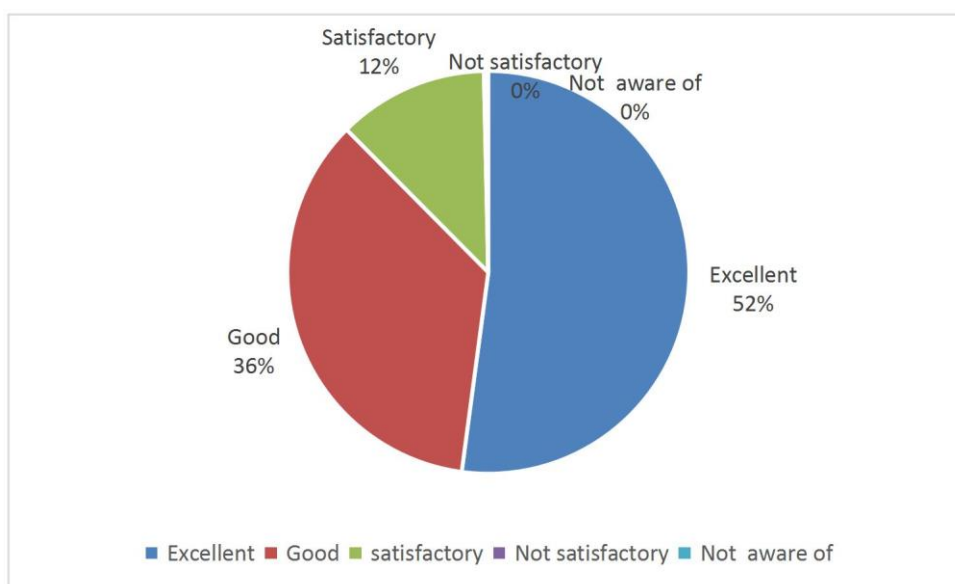




2014-2015 Alumni Feedback Questionnaire

TABLE 5: COURSES IN THE PROGRAMME ARE APPROPRIATE AND RELEVANT

Options	Responses	Percentage
Excellent	887	52
Good	603	36
satisfactory	206	12
Not satisfactory	4	0
Not aware of	2	0
Total	1702	100

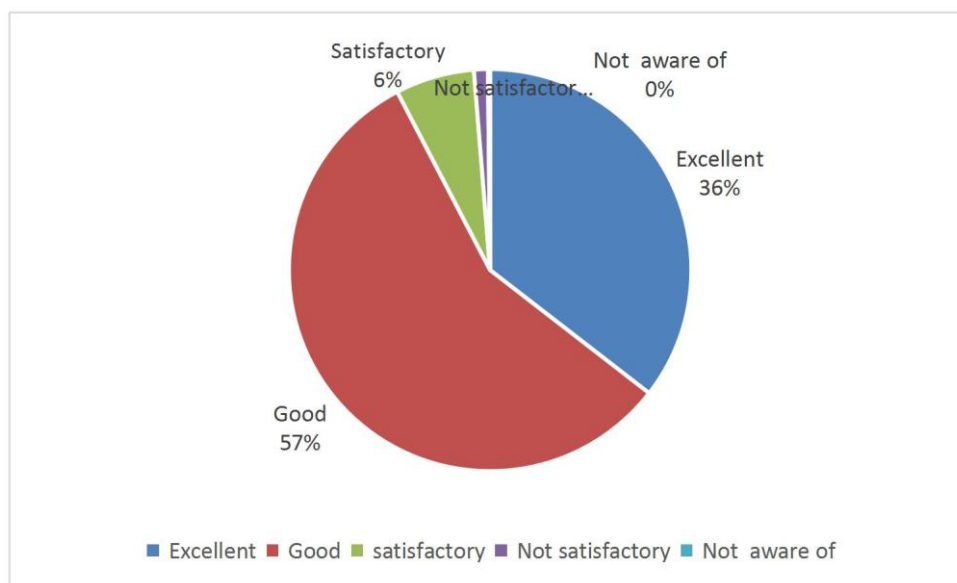




2014-2015 Alumni Feedback Questionnaire

TABLE 6: TEACHERS SUBJECT KNOWLEDGE / EXPERTISE

Options	Responses	Percentage
Excellent	604	36
Good	968	57
satisfactory	108	6
Not satisfactory	19	1
Not aware of	3	0
Total	1702	100

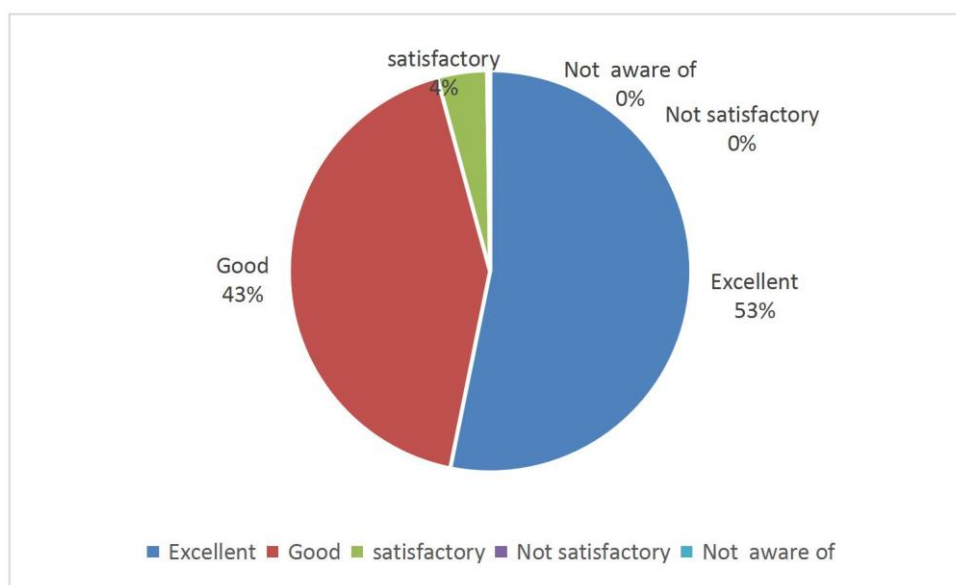




2014-2015 Alumni Feedback Questionnaire

TABLE 7: TEACHING / COMMUNICATION STYLE

Options	Responses	Percentage
Excellent	905	53
Good	725	43
satisfactory	68	4
Not satisfactory	4	1
Not aware of	0	0
Total	1702	100

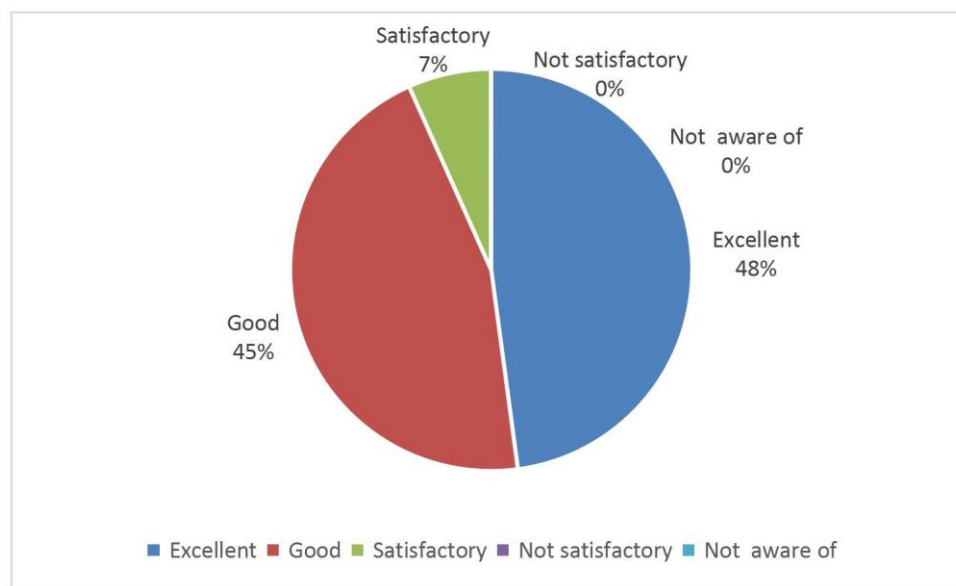




2014-2015 Alumni Feedback Questionnaire

TABLE 8: HELP FOR SLOW LEARNERS

Options	Responses	Percentage
Excellent	815	48
Good	773	45
satisfactory	114	7
Not satisfactory	0	0
Not aware of	0	0
Total	1702	100

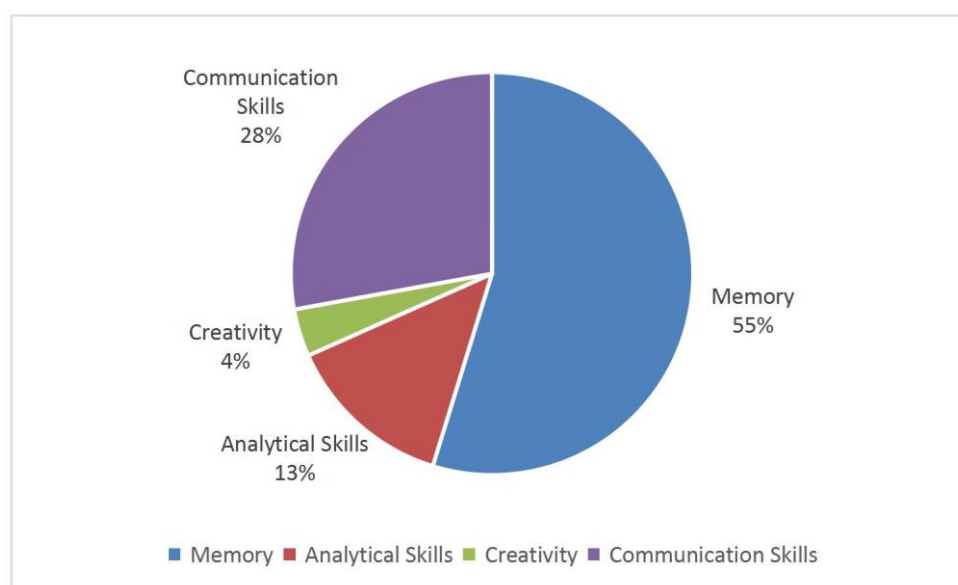




2014-2015 Alumni Feedback Questionnaire

TABLE 9: THE EVALUATION PRIMARILY TEST

Options	Responses	Percentage
Memory	932	55
analytical Skills	231	13
Creativity	65	4
Communication Skills	474	28
Total	1702	100

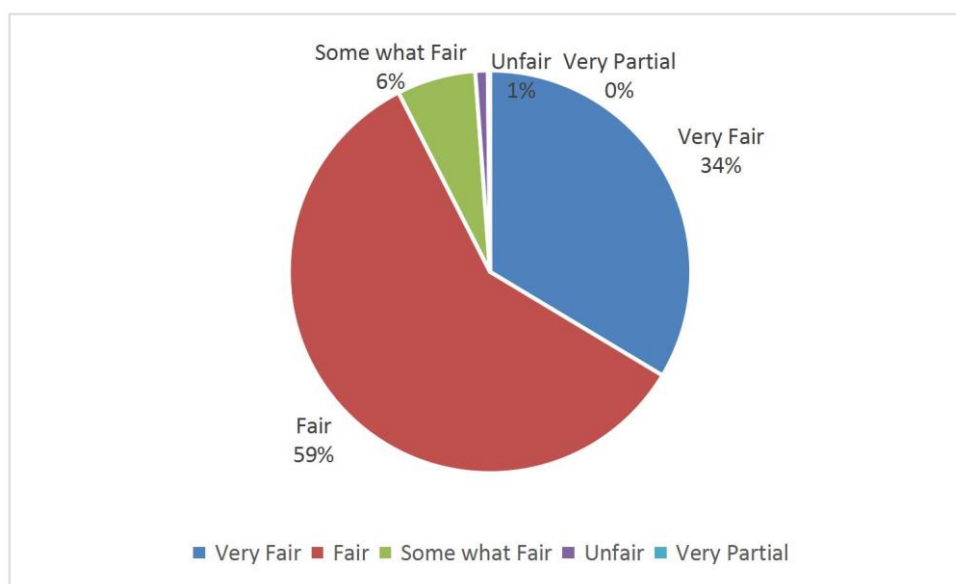




2014-2015 Alumni Feedback Questionnaire

TABLE 10: THE EVALUATION IS IN GENERAL

Options	Responses	Percentage
Very Fair	572	34
Fair	1002	59
Some what Fair	108	6
Unfair	17	1
Very Partial	3	0
Total	1702	100

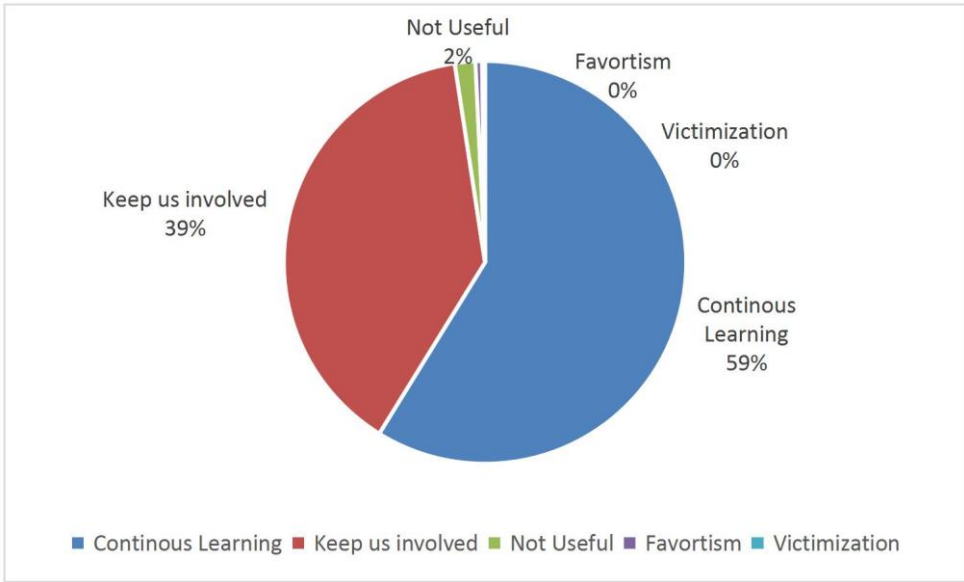




**2014-2015
Alumni Feedback
Questionnaire**

TABLE 11: CONTINUOUS INTERNAL ASSESSMENT IS AN INSTRUMENT OF

Options	Responses	Percentage
Continuous Learning	1001	59
Keep us involved	660	39
Not Useful	28	2
Favoritism	9	1
Victimization	4	0
Total	1702	100

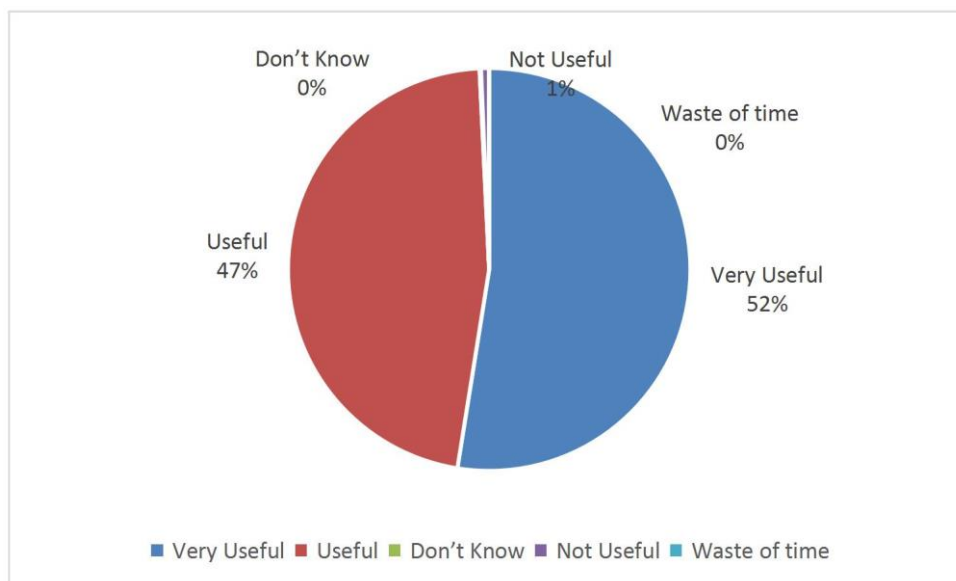




2014-2015 Alumni Feedback Questionnaire

TABLE 12: MENTORING SYSTEM IN THE COLLEGE

Options	Responses	Percentage
Very Useful	894	53
Useful	795	46
Don't Know	2	0
Not Useful	11	1
Waste of time	0	0
Total	1702	100

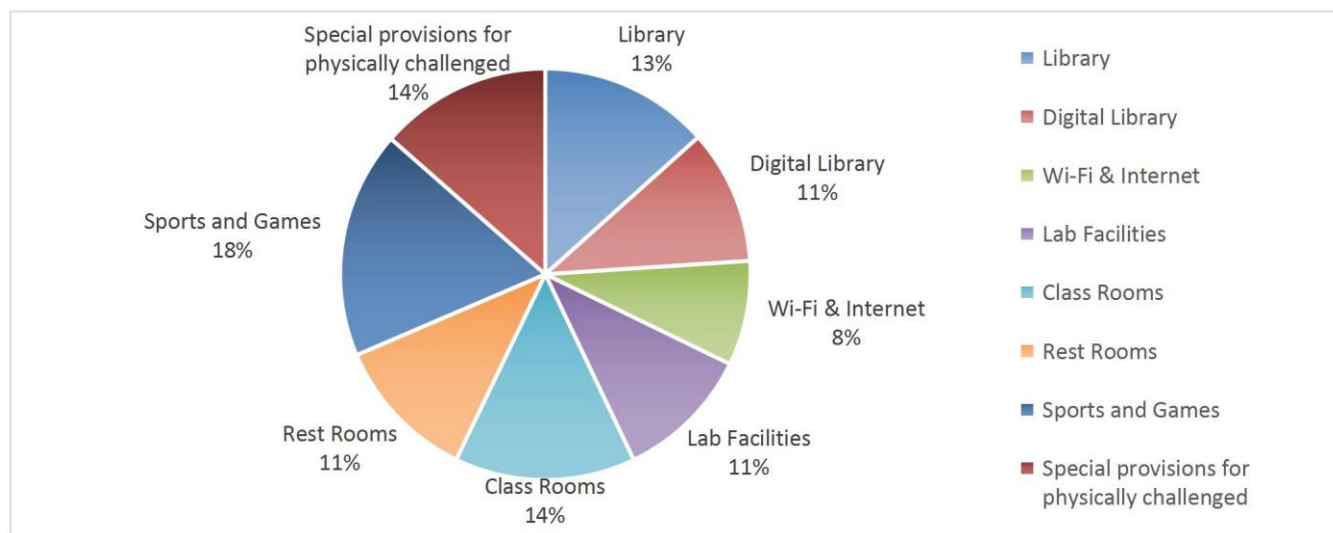




2014-2015 Alumni Feedback Questionnaire

TABLE 13: THE COLLEGE HAS FACILITIES TO HELP LEARNING, TEACHING, EVALUATION AND RESEARCH

Options	Excellent	Good	Average	Poor	V.Poor	Total
Library	901	624	172	3	2	1702
Digital Library	711	876	114	1	0	1702
Wi-Fi & Internet	554	748	288	112	0	1702
Lab Facilities	721	711	210	49	11	1702
Class Rooms	958	643	101	0	0	1702
Rest Rooms	769	872	61	0	0	1702
Sports and Games	1202	433	67	0	0	1702
Special provisions for physically challenged	912	751	39	0	0	1702
Total	6728	5658	1052	165	13	13616

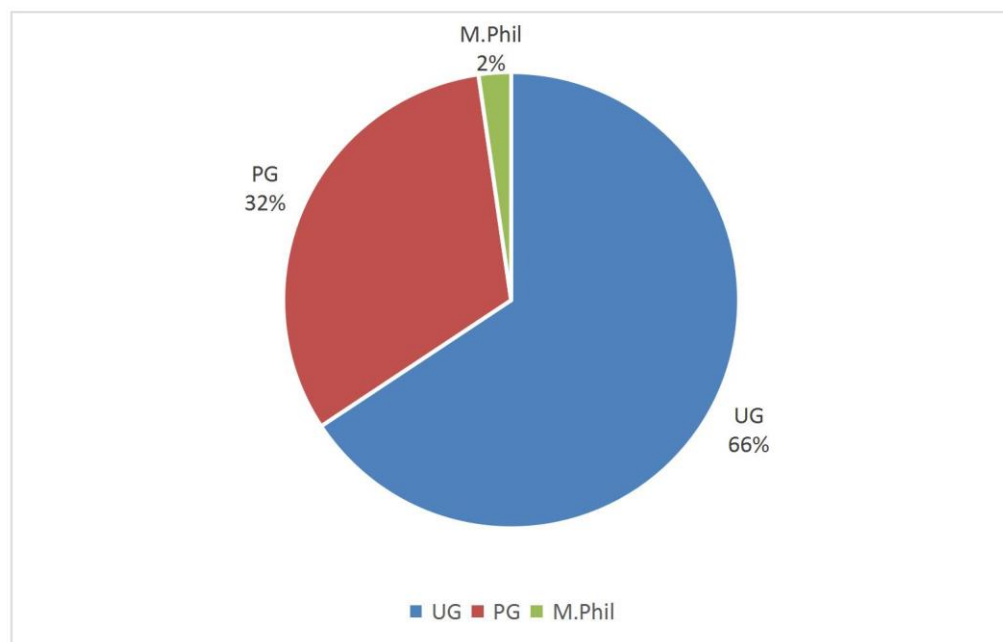




2014-2015 Alumni Feedback Questionnaire

TABLE 14: DISTRIBUTION OF PROGRAMME

Programme	Response	Percentage
UG	1118	50
PG	545	33
M.Phil	39	16
Total	1702	100

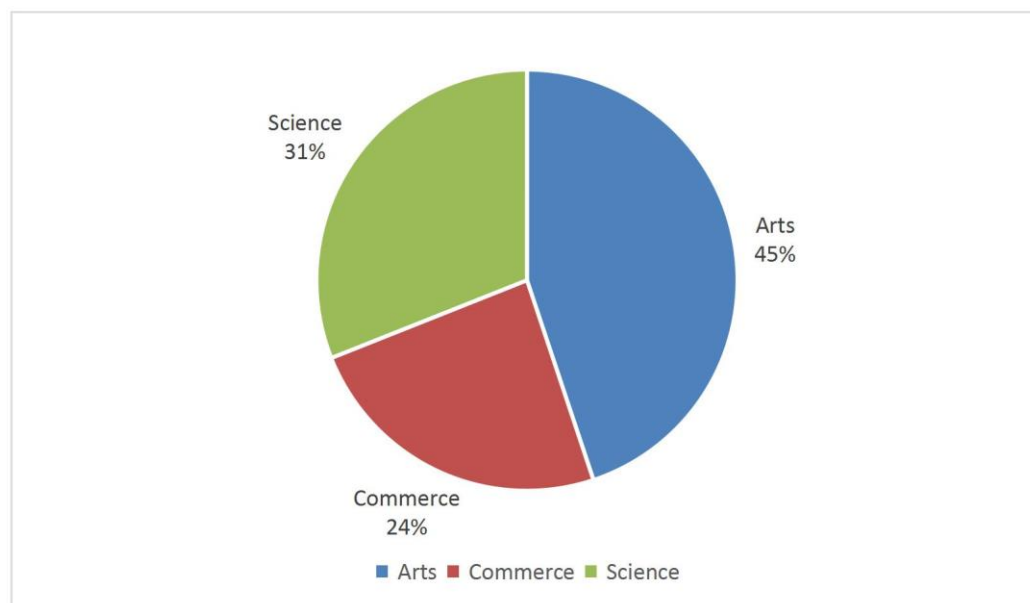




2014-2015 Alumni Feedback Questionnaire

TABLE 15: DISTRIBUTION OF STREAM

Stream	Responses	Percentage
Arts	764	45
Commerce	410	24
Science	528	31
Total	1702	100



The relevance of the courses & Employability skills:

When students were asked with the question on the usefulness of the courses provided at various departments in Loyola College, 87% of respondents found it unequivocally useful whereas only a tiny fraction, 0.81% (7/1702) noted that the usefulness of the courses was poor. 1351 students (79%) out of the 1702 respondents added to the view that the courses are developing their entrepreneurial and employability skills. With regards to the syllabus updation, 73% of the respondents found it good and 20% satisfactory whereas 5% of them were not satisfied. 88% of the alumni who participated in the survey expressed that the course contents were appropriate and relevant and there was a zero per cent recording under the categories of 'not satisfactory'/'not aware of'.

Quality of teaching faculty


93% of the respondents have confidently agreed that the teachers at the college have sound subject knowledge. Out of the 1702 alumni respondents, 1630 (96%) respondents register their view that the teachers have very good communication style and teaching methodology and the remaining, 68 (4%) respondents also agree that they are satisfied with the teaching and communication styles of the faculty. No percentage has been recorded either under the category 'not satisfactory' or 'not aware of'. 98% of the alumni respondents feel that the Continuous Internal Assessment is an instrument of continuous learning and engaging.

Mentoring, sports and infrastructural facilities


99% of respondents expressed that the mentoring facilities at the college were very useful and also the other facilities to help learning, teaching, evaluation and research at college were useful according to 91% alumni respondents.

CONCLUSION

The consolidated feedback report is shared at the HODs/Coordinators/Officials Meeting and also with the departments for further appropriate actions. Also, in the Open Forum, the feedback is shared with the students as part of the Action Taken Report.



Dr A. Xavier Mahimairaj
IQAC Coordinator
Loyola College, Chennai – 34



Rev. Dr G. Joseph Antony Samy, S.J.
Principal
Loyola College, Chennai – 34



**INTERNAL QUALITY ASSURANCE CELL (IQAC)
LOYOLA COLLEGE (AUTONOMOUS), CHENNAI - 34**

A Report on the Feedback of Loyola Training & Placement Centre, 2014
-15

“We have to become a learning society, committed to quality education from early childhood right through to re-training in later life.” - Bill Shorten

Loyola College upholds quality educational services and it continues to perform quality control by initiating the conduct of feedback from various stakeholders through IQAC. As part of this professional exercise, whenever the recruiters visit the college for campus interview/providing training sessions or the Job Fair, IQAC collects feedback at random from them and they express their views objectively on the employability skills of the students appearing for the Placement/Campus Interview. The Placement cell also provides training on communication skills and conducts mock interviews and group discussion as part of preparing the students for placement and insists on employability skills development. The questionnaire includes important specific aspects like communication skills, technical skills, subject knowledge, and behavioural skills.

No. of questions: 10

No. of Recruiters: 24

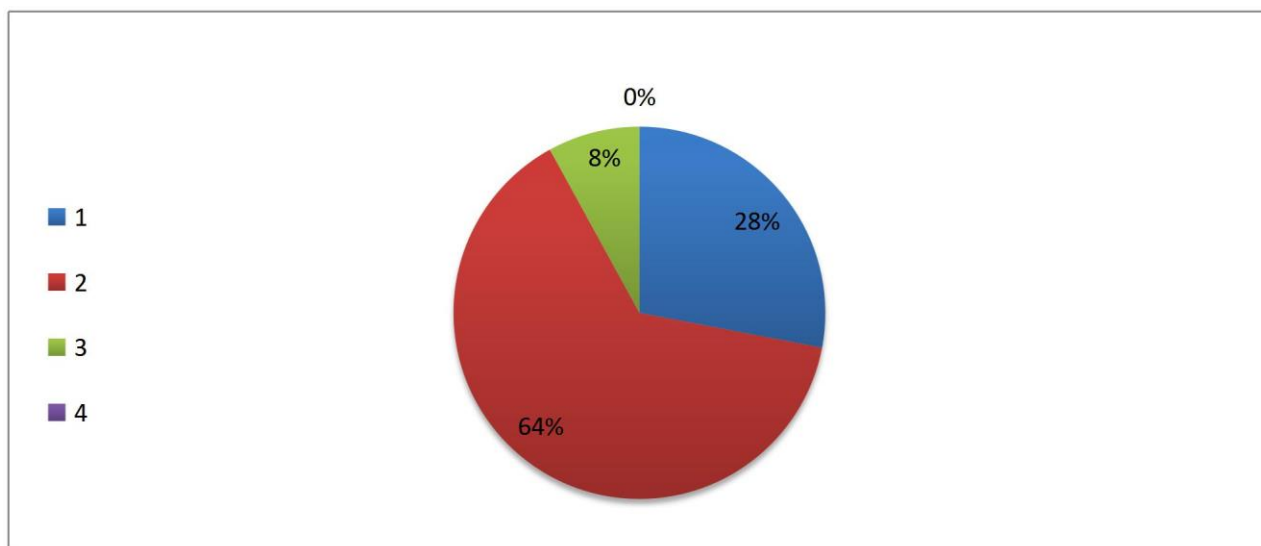


2014-2015

LOYOLA
PLACEMENT CELL

TABLE 1: PRESENTATION SKILLS

Option	No of Response	Percentage
Excellent	7	29.67
Good	15	62.5
Satisfactory	2	8.3
Below Expectation	0	0
Total	24	100



a) EXCELLENT 28%

b) GOOD 64%

c) SATISFACTORY 8%

d) BELOW
EXPECTATIONS 0%

7

15

2

0

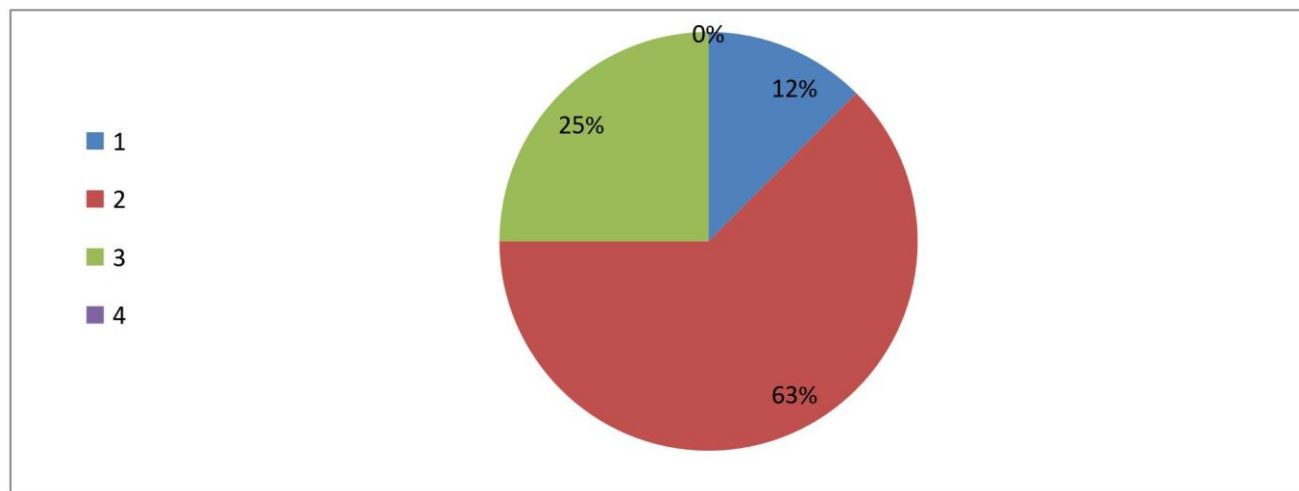


2014-2015

LOYOLA
PLACEMENT CELL

TABLE 2: APTITUDE SKILL

Option	No of Response	Percentage
Excellent	3	12
Good	15	63
Satisfactory	6	25
Total	24	100

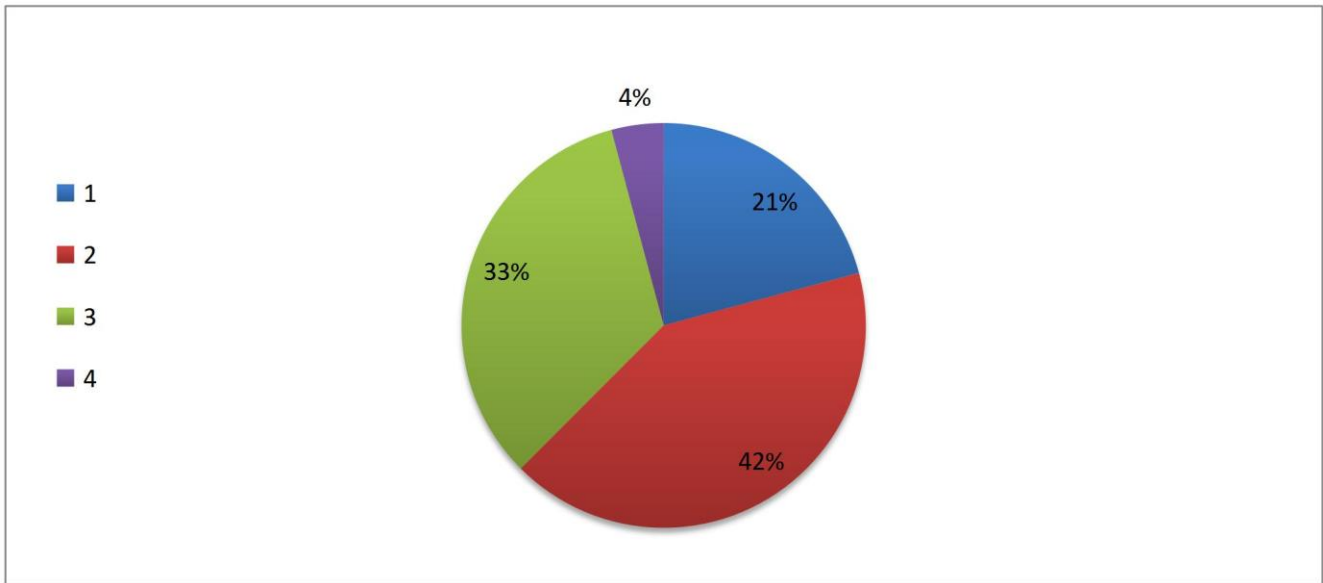


a) EXCELLENT 12	b) GOOD	c) SATISFACTORY	d) BELOW EXPECTATIONS
3	15	6	0



TABLE NO 3: BEHAVIORAL SKILLS

Options	No of responses	Percentage
Excellent	5	21
Good	10	42
Satisfactory	8	33
Below Expectations	1	4
Total	24	100



a) EXCELLENT	b) GOOD	c) SATISFACTORY	d) BELOW EXPECTATIONS
05	10	8	1

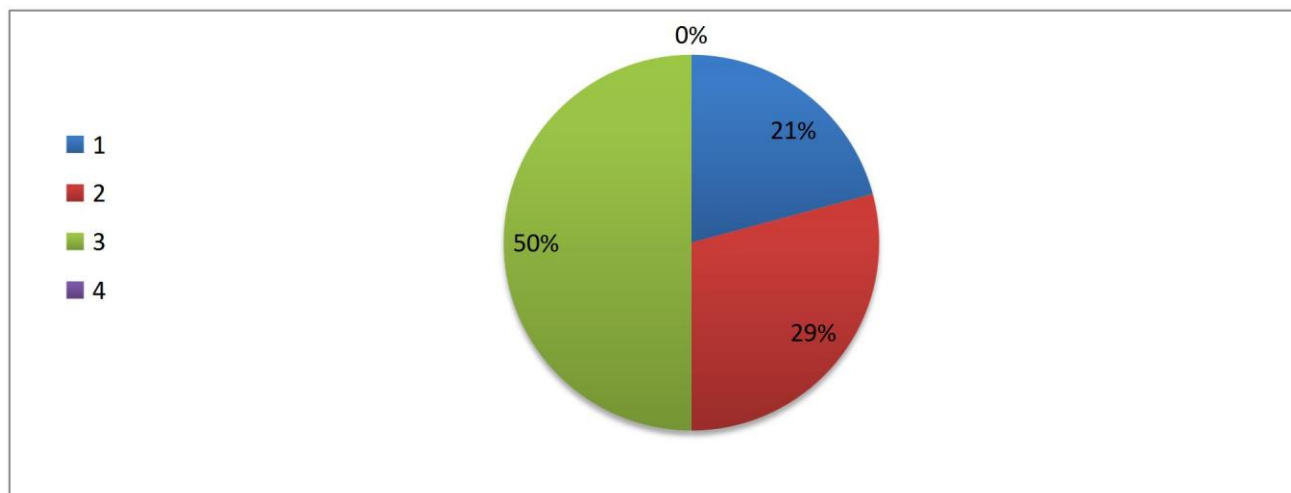


2014-2015

LOYOLA
PLACEMENT CELL

TABLE NO: 4 - ATTITUDE

Options	No of responses	Percentage
Excellent	5	21
Good	7	29
Satisfactory	12	50
Below Expectations	0	0
Total	24	100



a) EXCELLENT	b) GOOD	c) SATISFACTORY	d) BELOW EXPECTATIONS
5	7	12	0

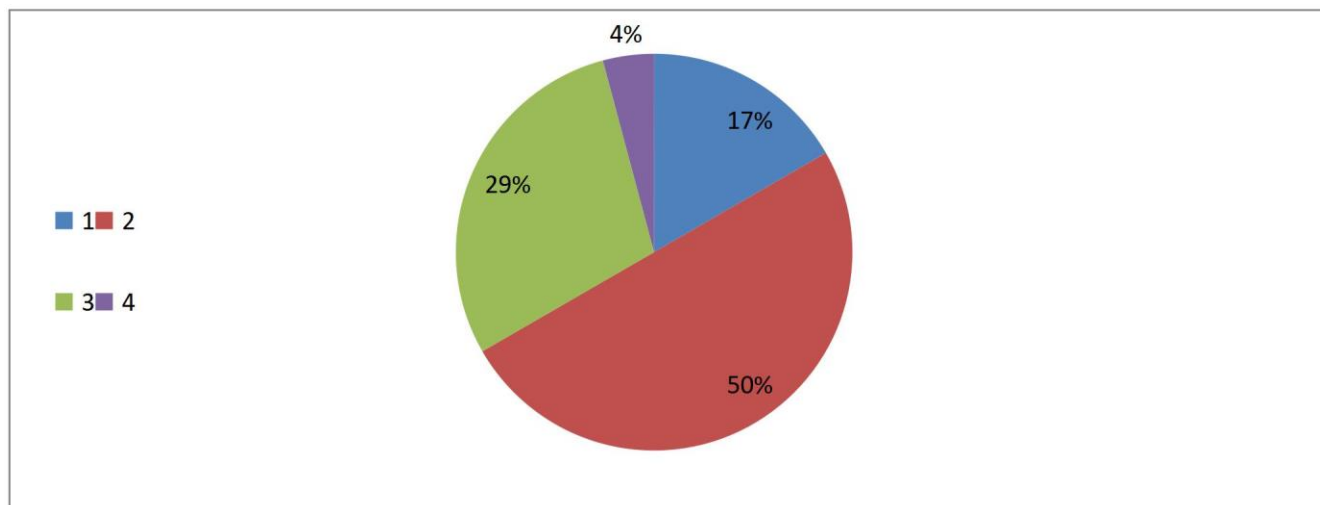


2014-2015

LOYOLA
PLACEMENT CELL

TABLE NO: 5: SUBJECT KNOWLEDGE

Options	No of responses	Percentage
Excellent	4	17
Good	12	50
Satisfactory	7	29
Below Expectations	1	4
Total	24	100



a) EXCELLENT	b) GOOD	c) SATISFACTORY	d) BELOW EXPECTATIONS
4	12	7	1

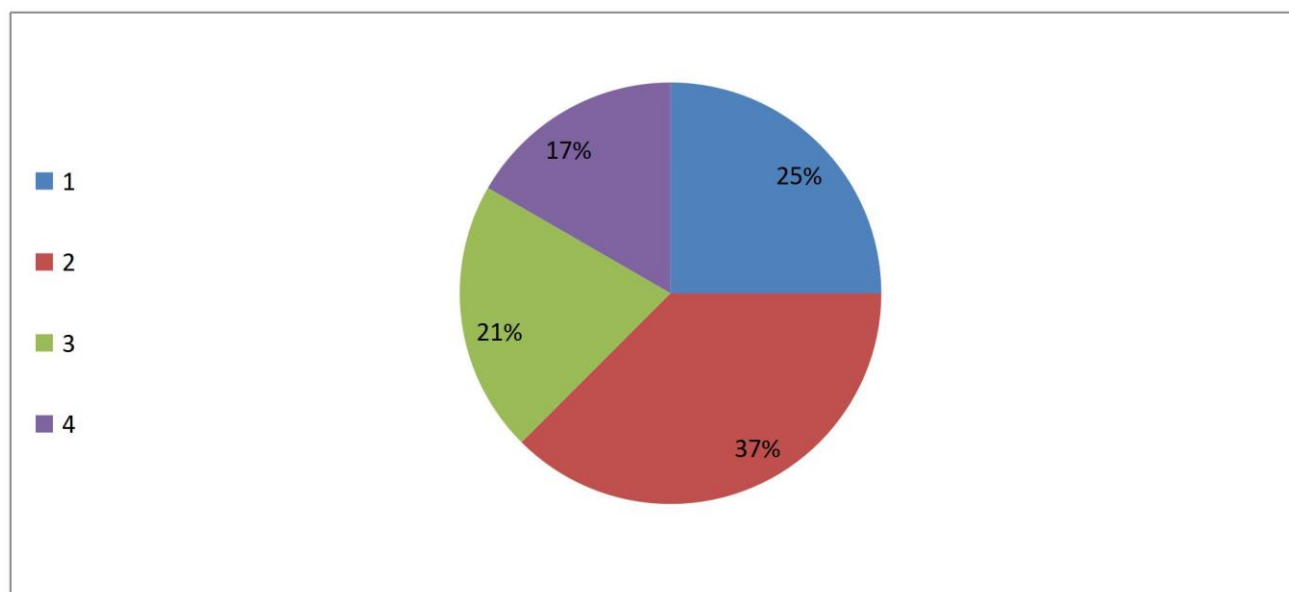


2014-2015

LOYOLA
PLACEMENT CELL

TABLE NO 6: TECHNICAL SKILL

Options	No of responses	Percentage
Excellent	6	25
Good	9	37
Satisfactory	5	21
Below Expectations	4	17
Total	24	100



a) EXCELLENT	b) GOOD	c) SATISFACTORY	d) BELOW EXPECTATIONS
6	9	5	4

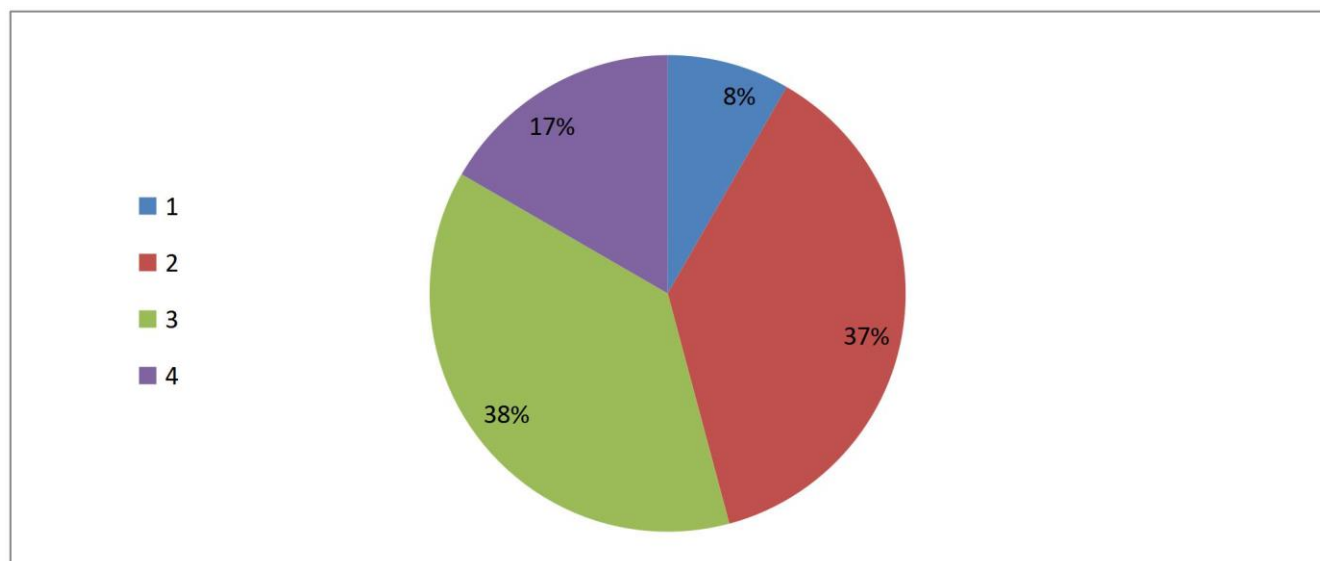


2014-2015

LOYOLA
PLACEMENT CELL

TABLE NO 7: COMMUNICATION SKILLS

Options	No of responses	Percentage
Excellent	2	8
Good	9	37
Satisfactory	9	38
Below Expectations	4	17
Total	24	100



a) EXCELLENT	b) GOOD	c) SATISFACTORY	d) BELOW EXPECTATIONS
2	9	9	4

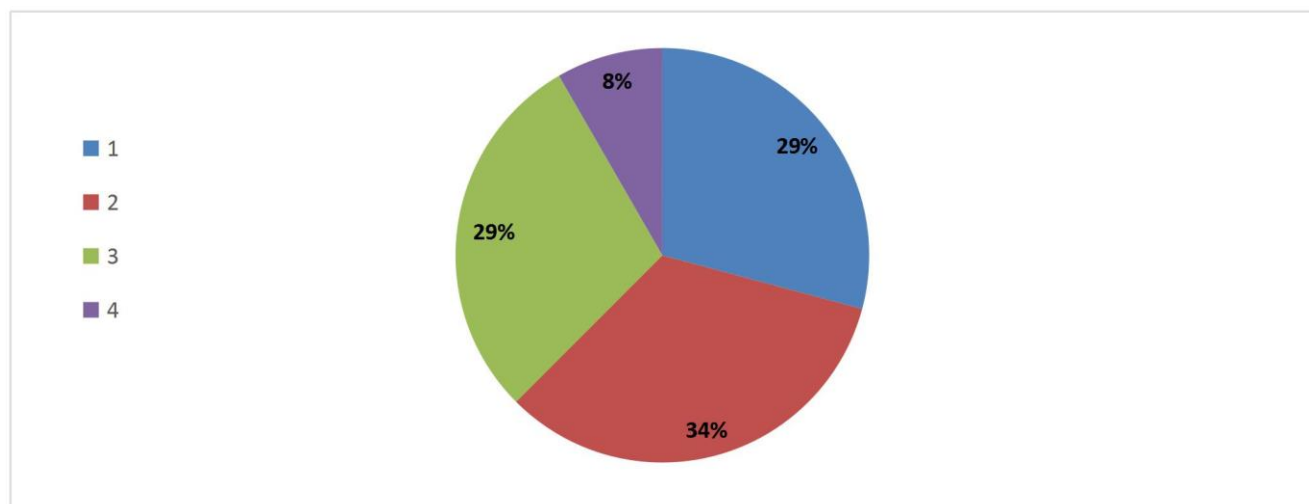


2014-2015

**LOYOLA
PLACEMENT CELL**

TABLE NO 8: GROUP DISCUSSION PERFORMANCE

Options	No of responses	Percentage
Excellent	7	29
Good	8	34
Satisfactory	7	29
Below Expectations	2	8
Total	24	100

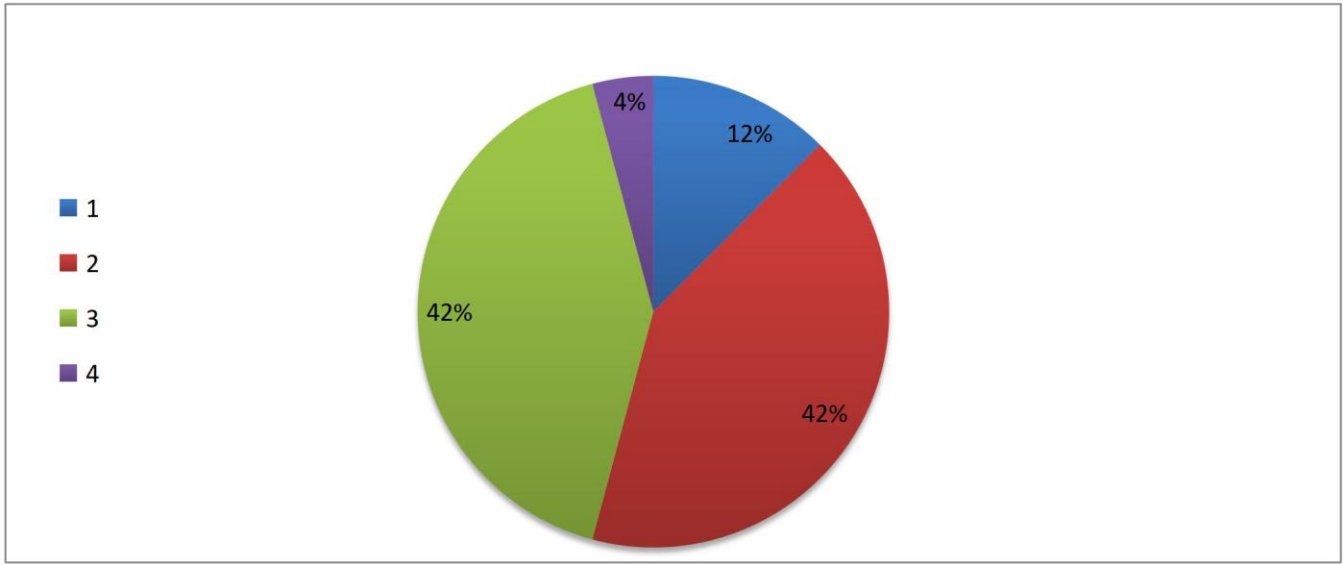


a) EXCELLENT	b) GOOD	c) SATISFACTORY	d) BELOW EXPECTATIONS
7	8	7	2



TABLE NO 9: INTERVIEW PERFORMANCE

Options	No of responses	Percentage
Excellent	3	12
Good	10	42
Satisfactory	10	42
Below Expectations	1	4
Total	24	100

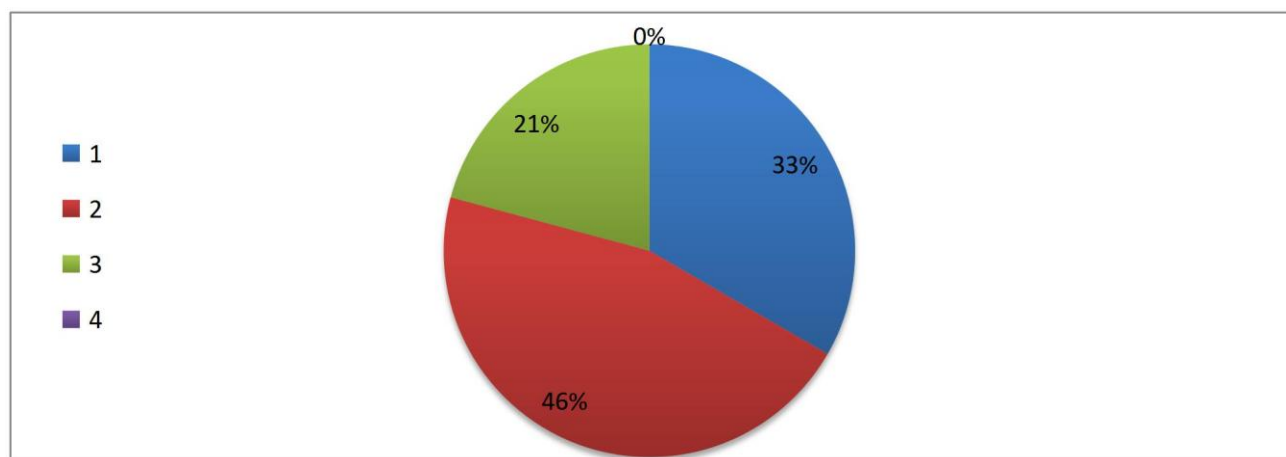


a) EXCELLENT	b) GOOD	c) SATISFACTORY	d) BELOW EXPECTATIONS
3	10	10	1



TABLE NO 10: VARIOUS FACILITIES AND PROVISIONS FOR CAMPUS PLACEMENT

Options	No of responses	Percentage
Excellent	8	33
Good	11	46
Satisfactory	5	21
Below Expectations	0	0
Total	24	100



a) EXCELLENT	b) GOOD	c) SATISFACTORY	d) BELOW EXPECTATIONS
8	11	5	0

Communication & Presentation Skills

The survey reveals that the recruiters found 92% of the students appearing for the campus interview/placement were able to present their ideas effectively. There was no response recorded under the category, 'Below Expectation'. Also, they noted that 83% of the students were able to communicate well, while 17% were 'Below Expectation'.

Aptitude & Attitude

The survey respondents noted that 75% of the students appeared for the placement possessed the right aptitude and 50% of the students with a good attitude for employment whereas 25% of the students had 'satisfactory' aptitude and 50% of the students had 50% 'satisfactory' attitude for placement suggesting further improvement in these two vital areas.

Technical Skills & Subject Knowledge

When asked about the Subject Knowledge of the students, the recruiters expressed that 96% of the students possessed a very good knowledge of their disciplines and 62% of the students had sound technical knowledge whereas 17% of the students demonstrated a 'Below Expectation' in technical skills.

Interview & Group Discussion Performance and Behavioural Skills

The recruiters expressed that 96% of the students performed very well in interviews and 92% of the students displayed better performance in group discussions effectively expressing their views and aptly conforming to group expectations and also 63% students had excellent behavioural skills while 4% of the students needed to prune their behavioural skills.

Facilities of the Placement Cell

100% of the recruiters recorded that the facilities, opportunities and other provisions related to campus interview/placement at Loyola College were good and satisfactory and no one responded under the category, 'Below Expectation'.

Conclusion

The consolidated feedback report is shared at the HODs/Coordinators/Officials Meeting and also with the departments for further appropriate actions and decision makings at various levels.



Dr A. Xavier Mahimairaj

IQAC Coordinator

Loyola College, Chennai – 34



Rev. Dr G. Joseph Antony Samy, S.J.

Principal

Loyola College, Chennai – 34



INTERNAL QUALITY ASSURANCE CELL (IQAC)
LOYOLA COLLEGE (AUTONOMOUS), CHENNAI - 34

A Report on the Feedback of Parents, Shift I, 2014-2015

Loyola College regularly conducts a quality check from its various stakeholders through IQAC to sustain its quality and excellence. The feedback sessions with the parents help to augment quality services as well as make the right decisions wherever necessary. Every semester, a feedback session is conducted during the Parent-Teacher Meet. During the academic year, 2015-16, the Parent-Teacher Meet was conducted on 19th July 2014 and 24th January 2015. Also, when parents visit the departments they had shared their views informally.

The questionnaire included important aspects of quality of curricular/co-curricular programs and the teaching faculty as well as their availability to meet the parents at the departments, affordability of tuition fees, infrastructural facilities and their overall impression of the college.

No. of questions: 12

No. of Parents Participated: 444

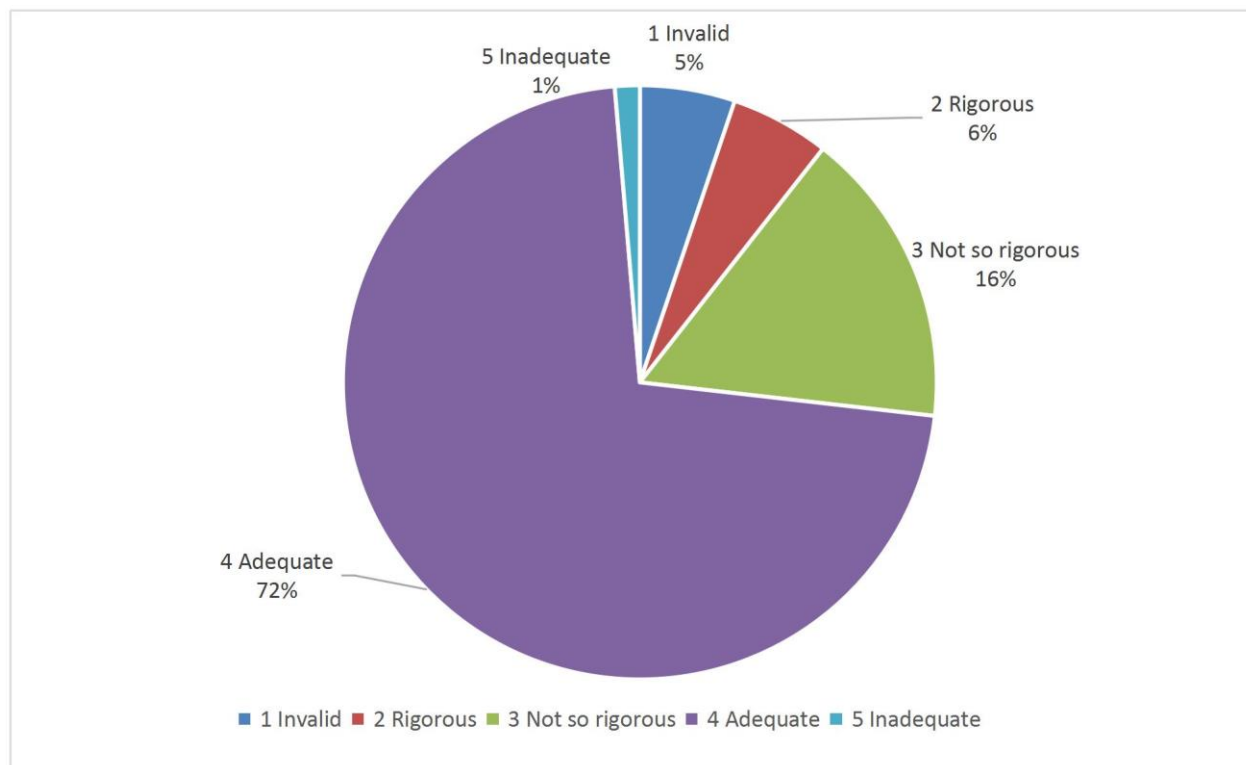


2014-2015

PARENTS TEACHERS MEET REPORT
SHIFT - I

1. Academic Program in Loyola is

S.No	Source	No of entries
1	Invalid	23
2	Rigorous	24
3	Not so rigorous	72
4	Adequate	319
5	Inadequate	6
Total		444



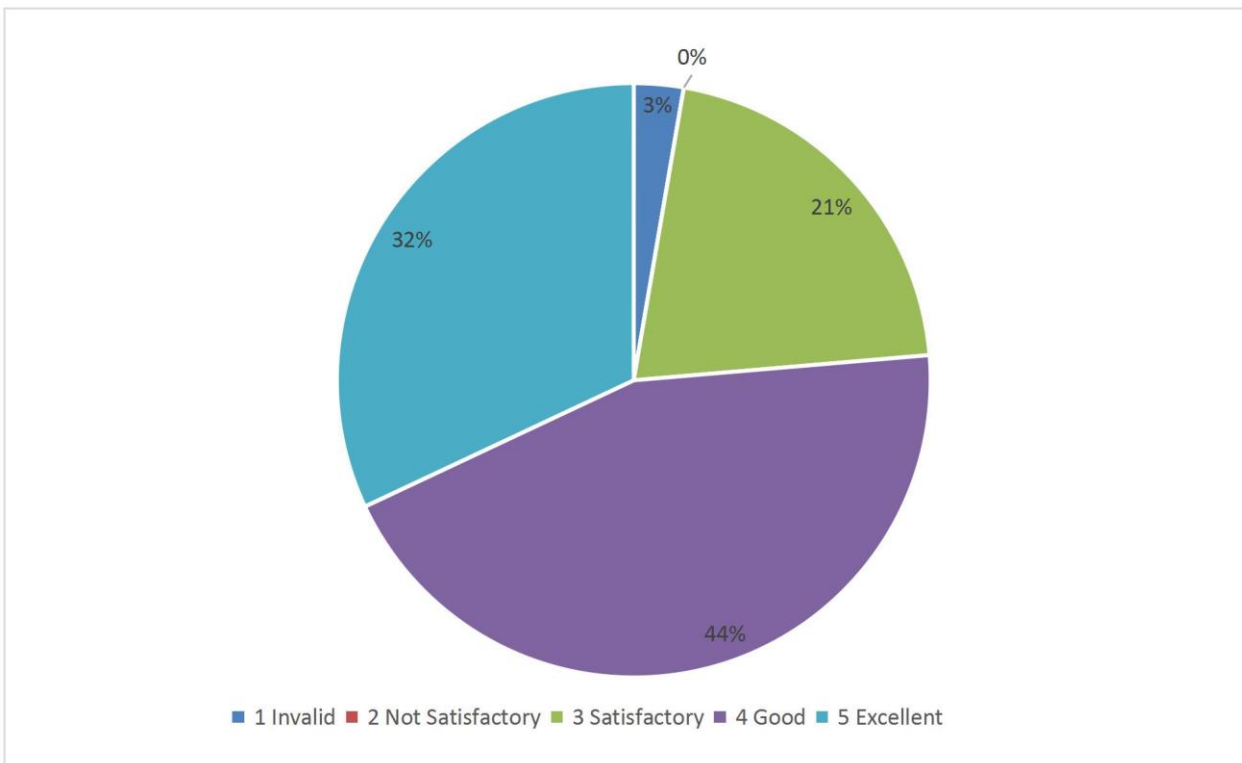


2014-2015

PARENTS TEACHERS MEET REPORT
SHIFT - I

2. Quality of the teachers at Loyola is

S.No	Source	No of entries
1	Invalid	12
2	Not Satisfactory	0
3	Satisfactory	93
4	Good	197
5	Excellent	142
Total		444



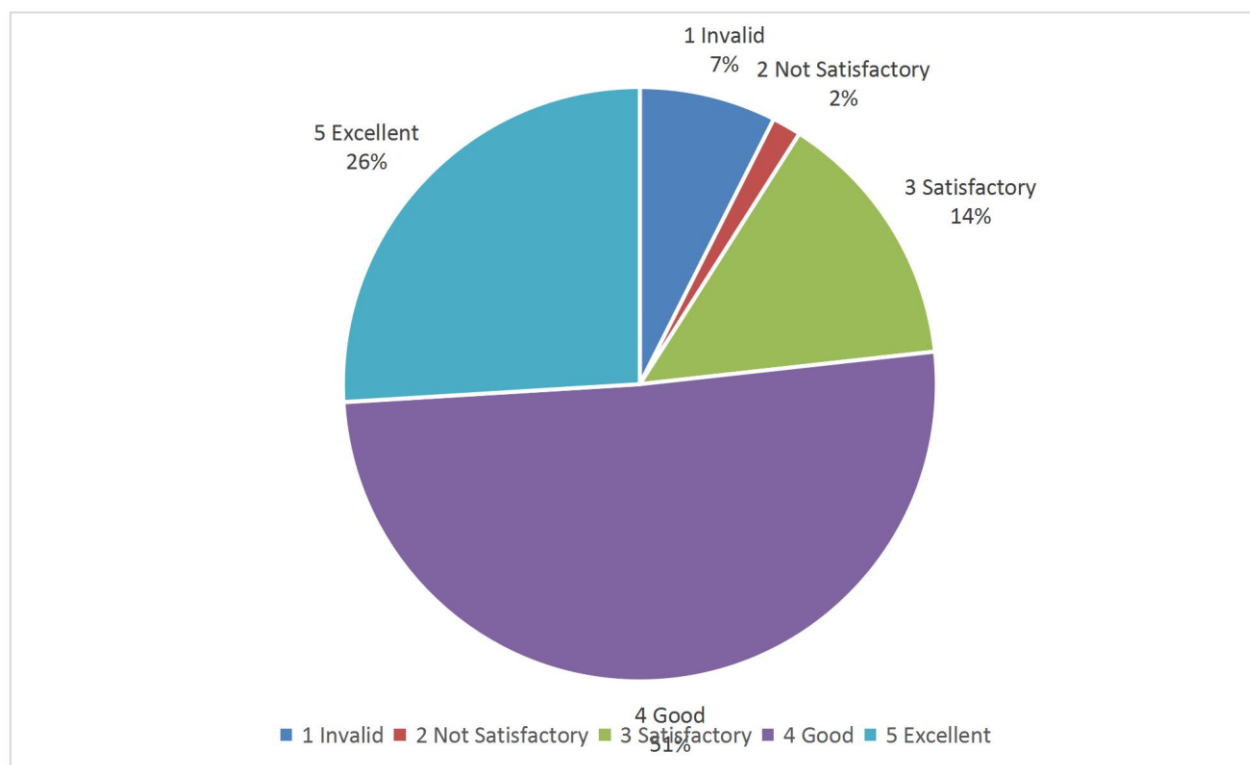


2014-2015

PARENTS TEACHERS MEET REPORT
SHIFT - I

3. Accessibility of the teacher for parents in the department

S.No	Source	No of entries
1	Invalid	33
2	Not Satisfactory	7
3	Satisfactory	63
4	Good	225
5	Excellent	115
Total		444



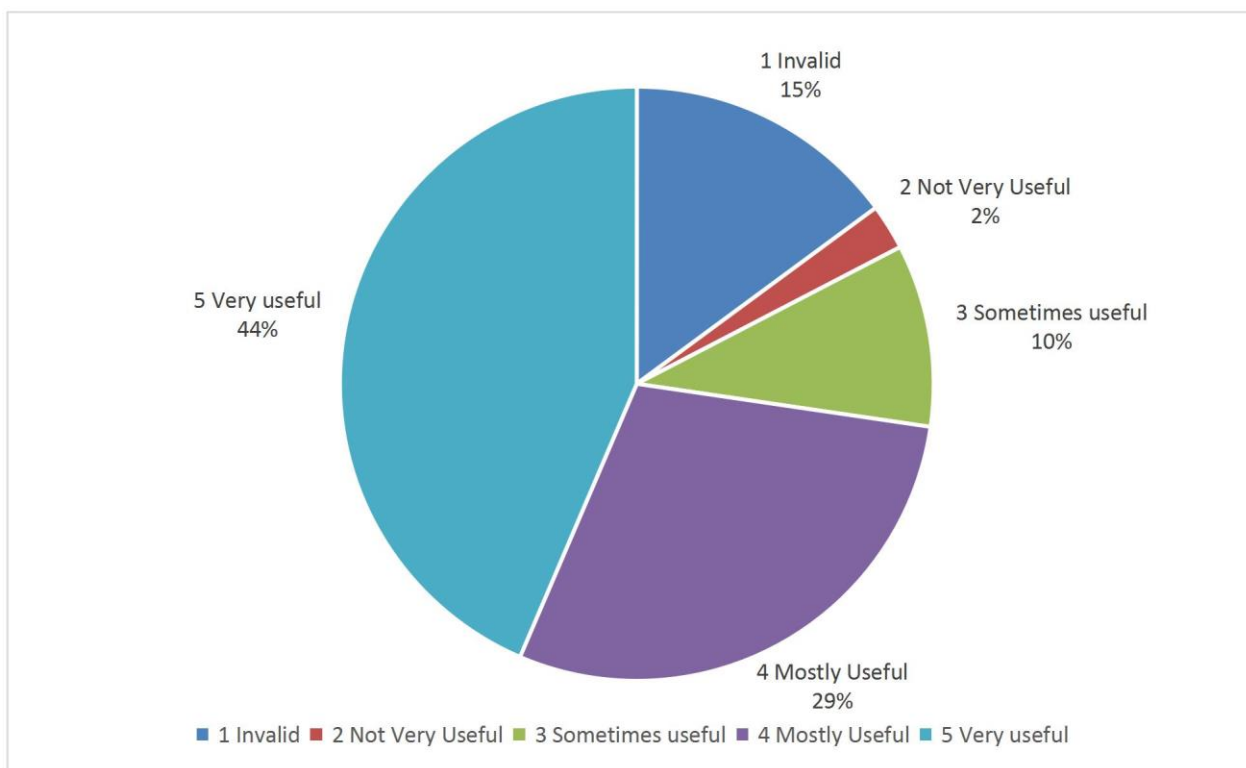


2014-2015

PARENTS TEACHERS MEET REPORT
SHIFT - I

4. Internship as part of the degree programme is (one month outside the college, work in an industry or civil society organisation)

S.No	Source	No of entries
1	Invalid	66
2	Not Very Useful	11
3	Sometimes useful	44
4	Mostly Useful	129
5	Very useful	193
Total		443



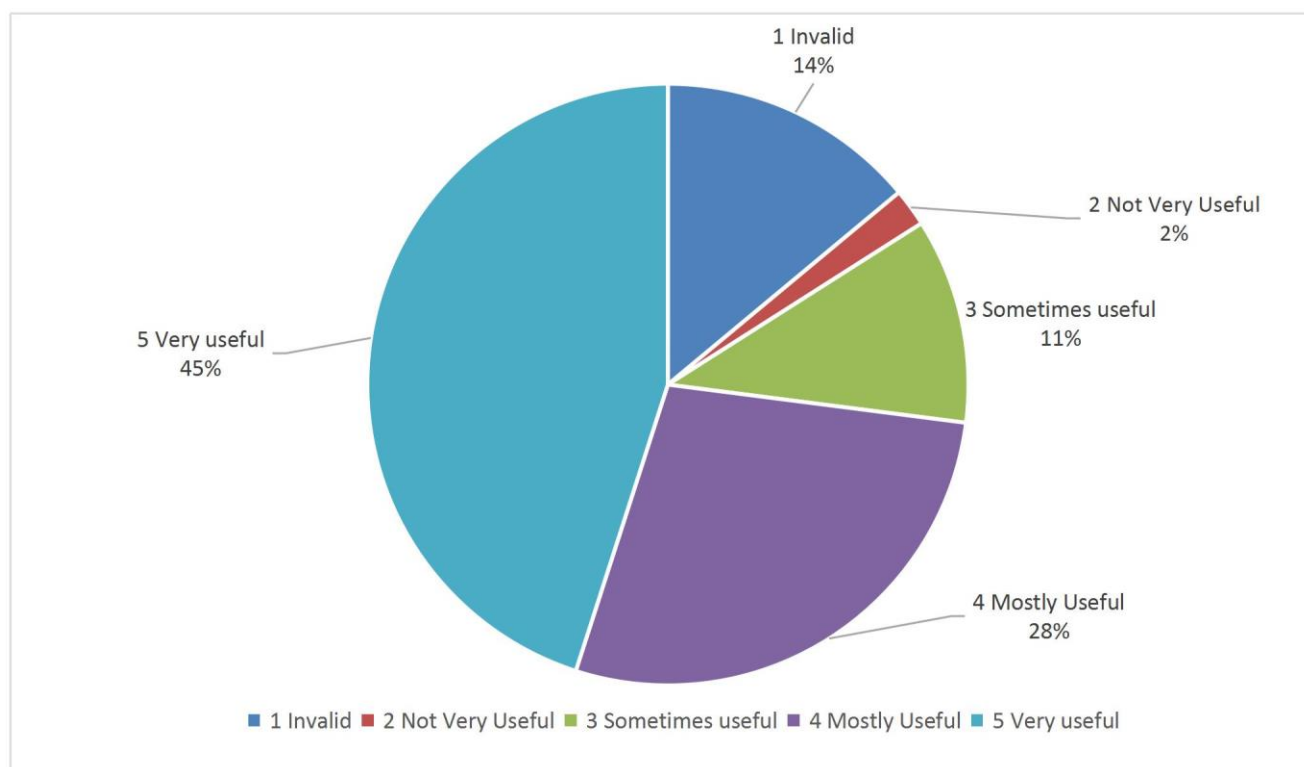


2014-2015

PARENTS TEACHERS MEET REPORT
SHIFT - I

5. Usefulness of the Outreach programme

S.No	Source	No of entries
1	Invalid	62
2	Not Very Useful	9
3	Sometimes useful	49
4	Mostly Useful	124
5	Very useful	200
Total		444



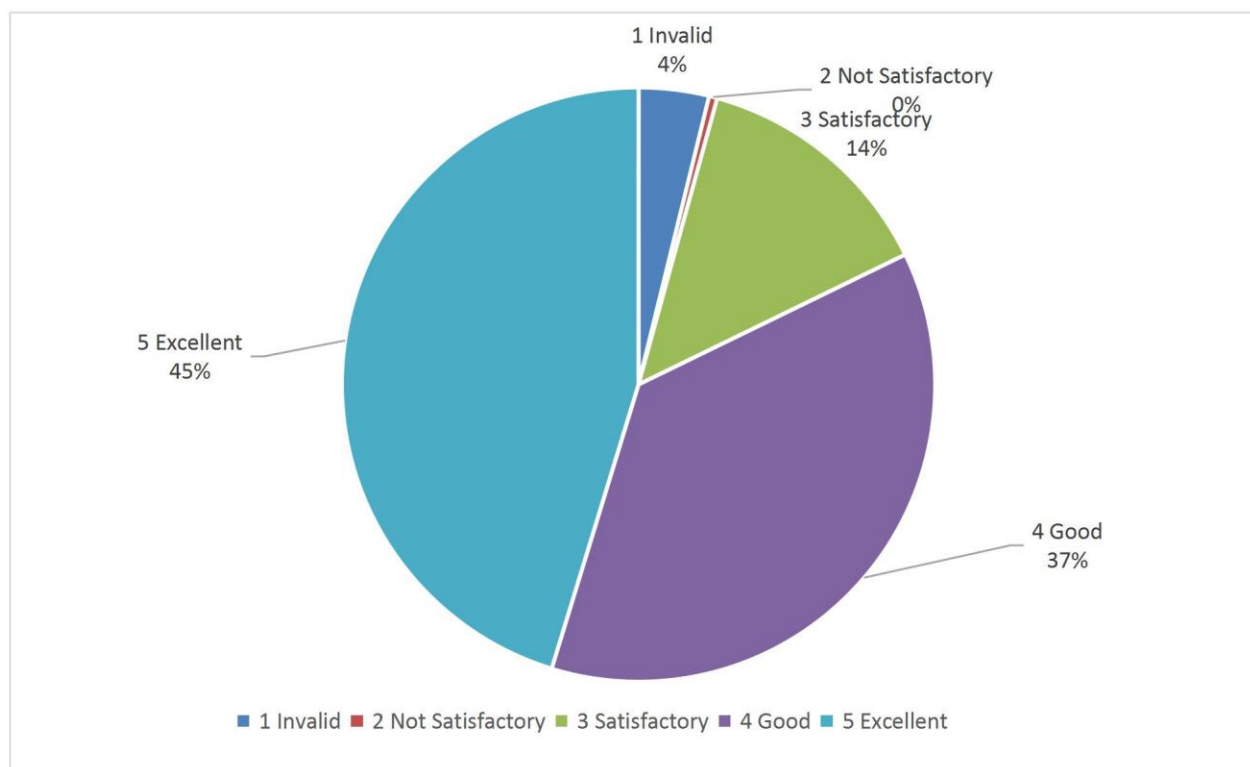


2014-2015

PARENTS TEACHERS MEET REPORT
SHIFT - I

6. Infrastructure in the campus: (Labs, Classrooms, Library & Canteen)

S.No	Source	No of entries
1	Invalid	17
2	Not Satisfactory	2
3	Satisfactory	60
4	Good	164
5	Excellent	201
Total		444



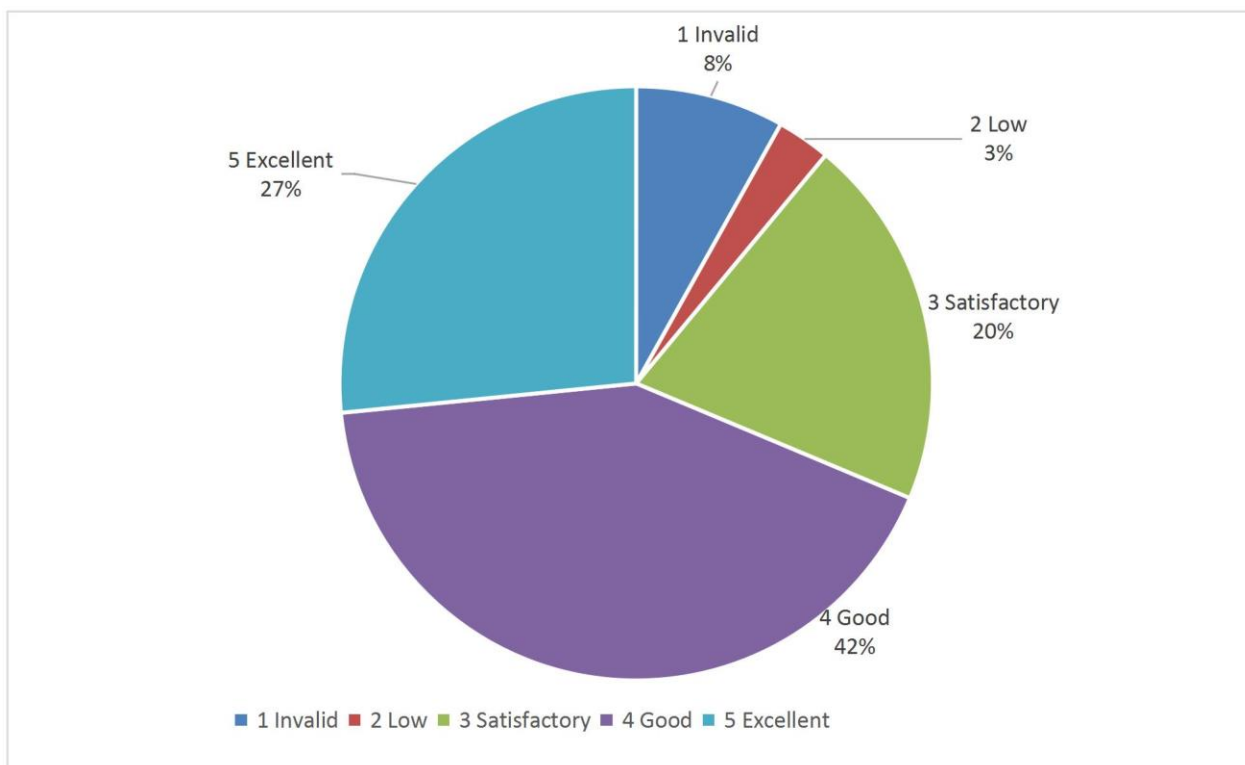


2014-2015

PARENTS TEACHERS MEET REPORT
SHIFT - I

7. Standard of the CA Test and Semester Examinations are

S.No	Source	No of entries
1	Invalid	36
2	Low	13
3	Satisfactory	90
4	Good	187
5	Excellent	118
Total		444



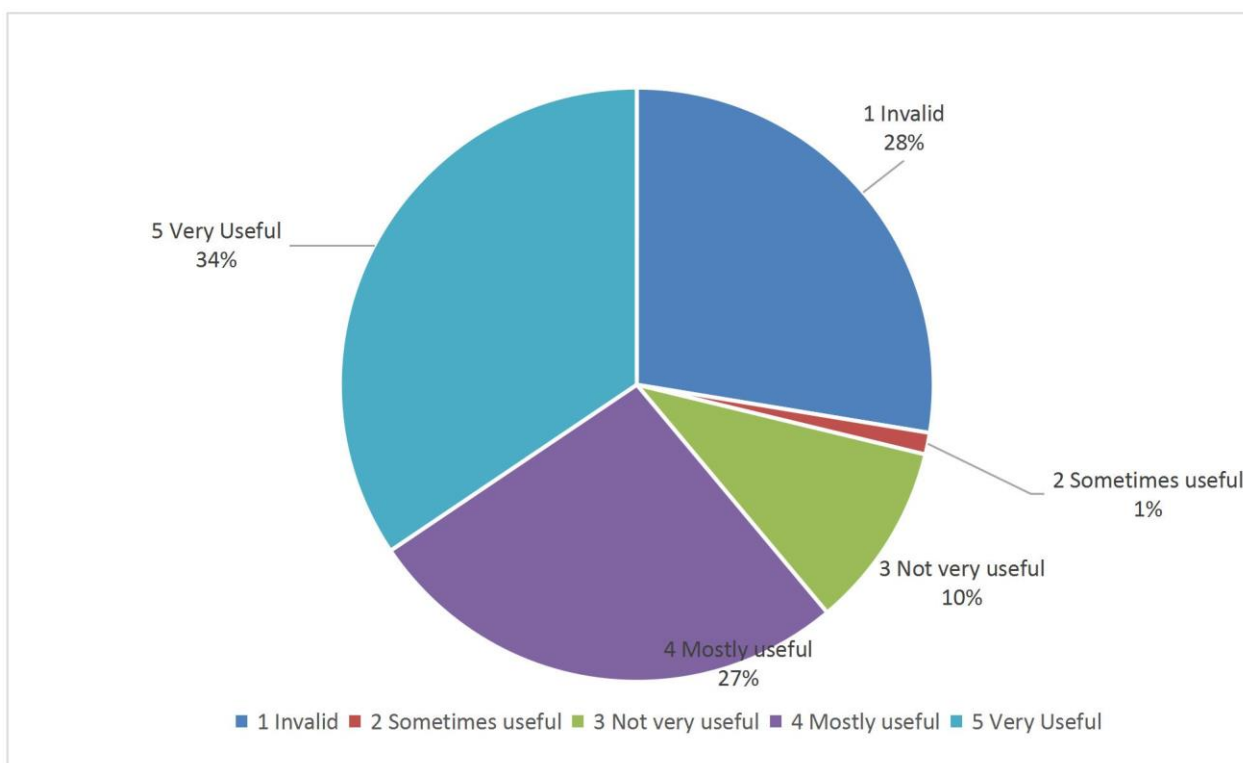


2014-2015

PARENTS TEACHERS MEET REPORT
SHIFT - I

8) Co-curricular activities (Seminars, symposia, department festival and college cultural NCC, NSS) help the student

S.No	Source	No of entries
1	Invalid	117
2	Sometimes useful	5
3	Not very useful	43
4	Mostly useful	113
5	Very Useful	146
Total		444



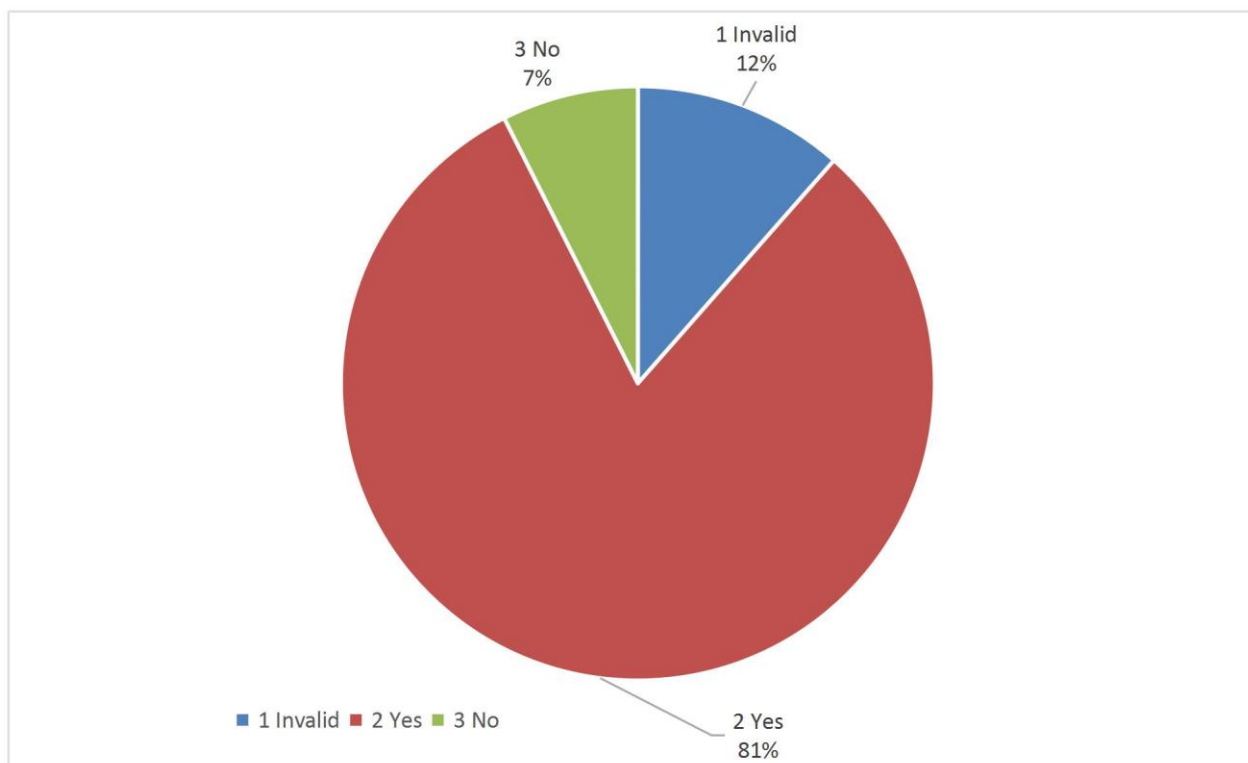


2014-2015

PARENTS TEACHERS MEET REPORT
SHIFT - I

9 The fees collected by the college for all the courses is affordable

S.No	Source	No of entries
1	Invalid	51
2	Yes	360
3	No	33
Total		444



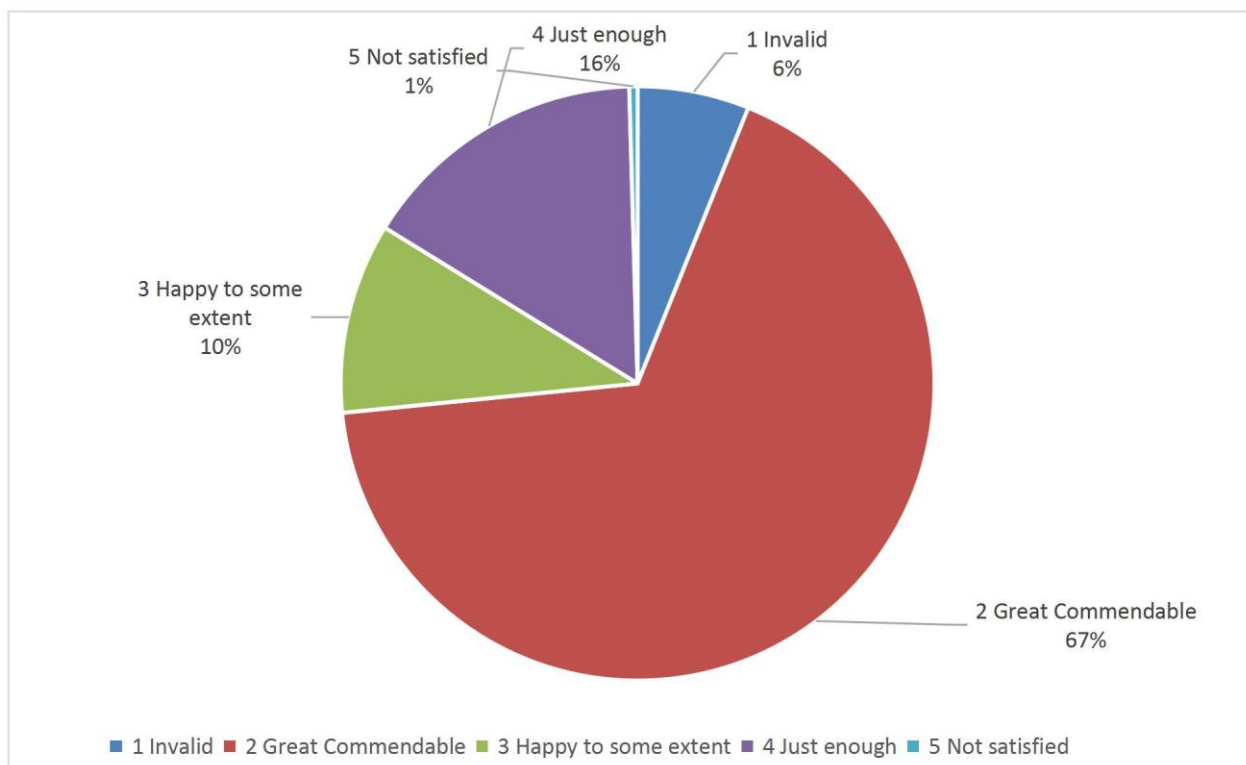


2014-2015

PARENTS TEACHERS MEET REPORT
SHIFT - I

10. My overall impression of the college

S.No	Source	No of entries
1	Invalid	27
2	Great Commendable	299
3	Happy to some extent	46
4	Just enough	70
5	Not satisfied	2
Total		444





2014-2015

PARENTS TEACHERS MEET REPORT
SHIFT - I

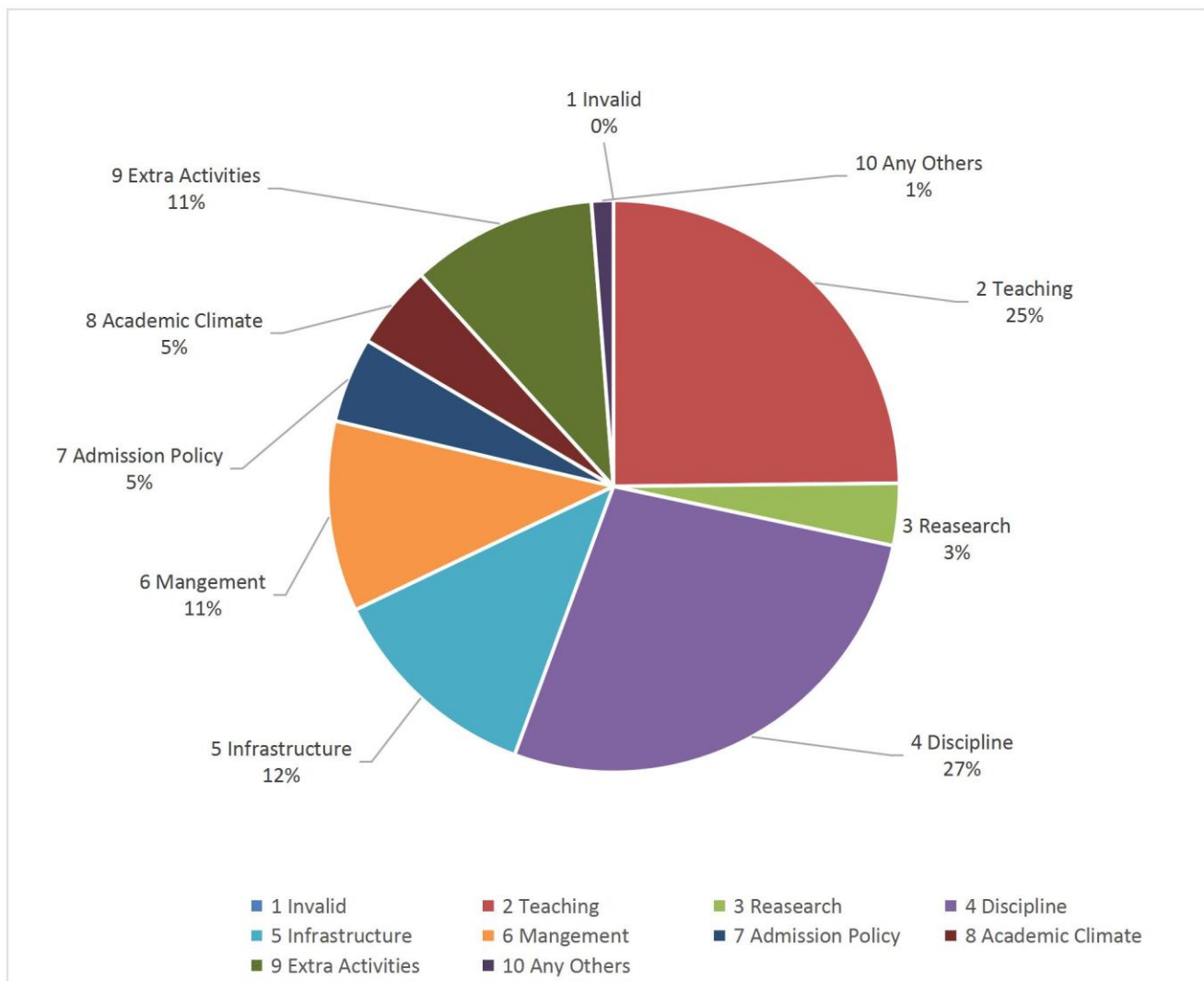
11) Choose any three aspects you consider best at Loyola

S.No	Source	No of entries
1	Invalid	0
2	Teaching	283
3	Research	40
4	Discipline	311
5	Infrastructure	140
6	Management	123
7	Admission Policy	55
8	Academic Climate	54
9	Extra Activities	120
10	Any Others	14
	Total	1140



2014-2015

PARENTS TEACHERS MEET REPORT
SHIFT - I



Quality of Curricular & Co-Curricular Programs and Faculty

When the parents were asked about the quality of Academic Programs in Loyola College, around 72% of them expressed that it was adequate and excellent and 76% said that the Quality of Teachers was between 'good' and 'excellent' while 3% of them were not satisfied. 77% of the parents opined that the accessibility of the teachers was good and excellent.

73% of the respondents emphasized that the Internship as part of the degree program was a very useful and most useful aspect and also had the same opinion for the inclusion of the Outreach Program. 82% of them expressed that the infrastructure facilities were good and excellent at the college.

69% of the parents indicated that the Standard of CIA tests and semester examination was good and excellent while 11% expressed 'low' or invalid.

Co-Curricular activities in Loyola College is useful according to 61% of the parents who participated in the survey whereas 28% shared that it was invalid and less useful.

Fees & Infrastructural Facilities

81% of the parents who participated in the survey emphatically added that the fees collected by the College were affordable whereas 12% of the respondents expressed that the fees were not affordable.


Overall Impression of the College


When asked about three best aspects among a list of ten, many of them prioritized 1) Standard of Teaching (25%), 2) Discipline (27%) and 3) Infrastructure (12%) and also suggested further improvements in these areas.

345 parents out of 444, who participated in the survey, responded proudly that their overall Impression of the college was highly happy and commendable while 16% of them expressed their overall impression on the college was 'just enough'.

Conclusion

The consolidated feedback report was shared at the HODs/Coordinators/Officials Meeting and also with the departments for further appropriate actions and decision makings.


Dr A. Xavier Mahimairaj
IQAC Coordinator
Loyola College, Chennai – 34


Rev. Dr G. Joseph Antony Samy, SJ
Principal
Loyola College, Chennai – 34



INTERNAL QUALITY ASSURANCE CELL (IQAC) LOYOLA COLLEGE (AUTONOMOUS), CHENNAI - 34

A Report on the Feedback of Parents, Shift II, 2014-2015

Loyola College, known for rendering quality education, attempts regularly a quality check from its various stakeholders through IQAC. As part of the quality control mechanism, IQAC conducts feedback sessions with the parents whose insights help to augment quality services as well as make the right decisions wherever necessary. Every semester, a feedback session is conducted during the Parent-Teacher Meet. During the academic year, 2014-15, the Parent-Teacher Meet was conducted on 19th July 2014 and 24th January 2015. Also, when parents visit the departments they had shared their views informally.

The questionnaire included important aspects of quality of curricular/co-curricular programs and the teaching faculty as well as their availability to meet the parents at the departments, affordability of tuition fees, infrastructural facilities and their overall impression of the college.

No. of questions: 12

No. of Parents Participated: 342

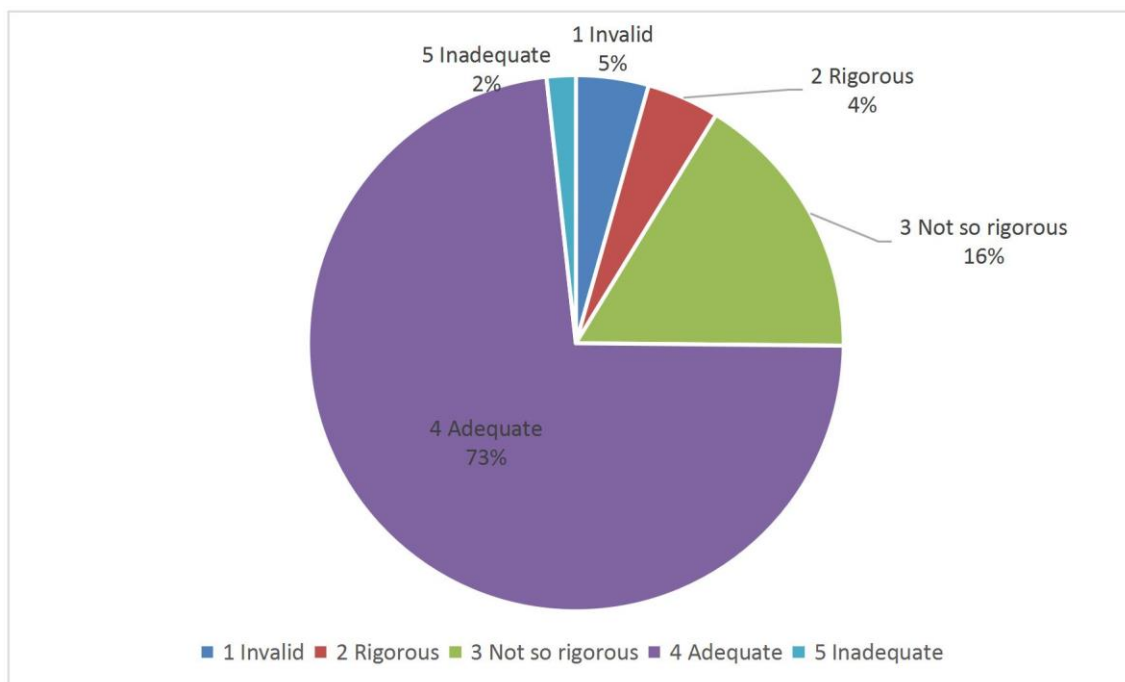


2014-2015

PARENTS TEACHERS MEET REPORT
SHIFT - II

1. Academic Program in Loyola is

S.No	Source	No of entries
1	Invalid	15
2	Rigorous	15
3	Not so rigorous	56
4	Adequate	250
5	Inadequate	6
	Total	342



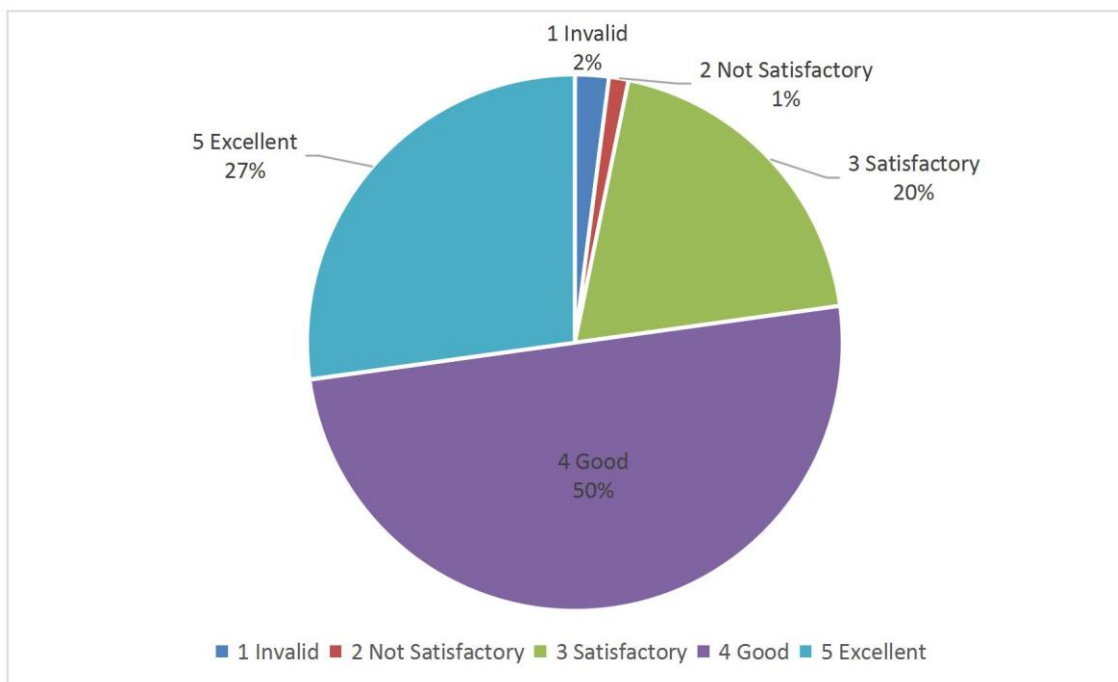


2014-2015

PARENTS TEACHERS MEET REPORT
SHIFT - II

2. Quality of the teachers at Loyola is

S.No	Source	No of entries
1	Invalid	7
2	Not Satisfactory	4
3	Satisfactory	67
4	Good	171
5	Excellent	93
	Total	342



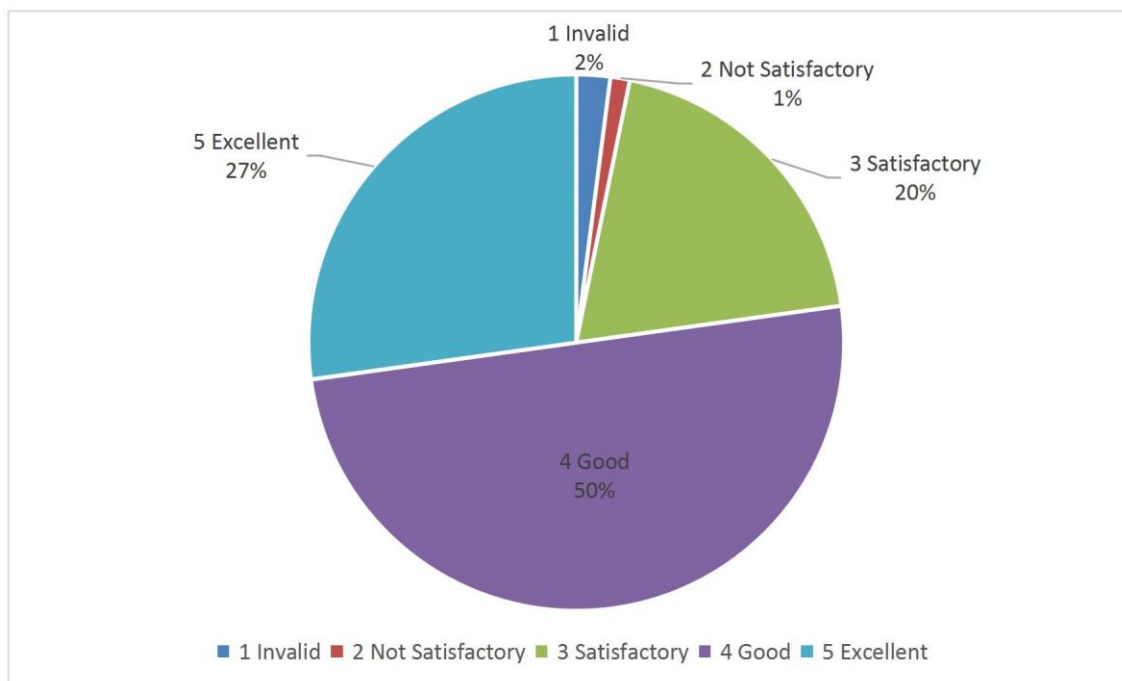


2014-2015

PARENTS TEACHERS MEET REPORT
SHIFT - II

3. Accessibility of the teacher for parents in the department

S.No	Source	No of entries
1	Invalid	7
2	Not Satisfactory	4
3	Satisfactory	67
4	Good	171
5	Excellent	93
	Total	342



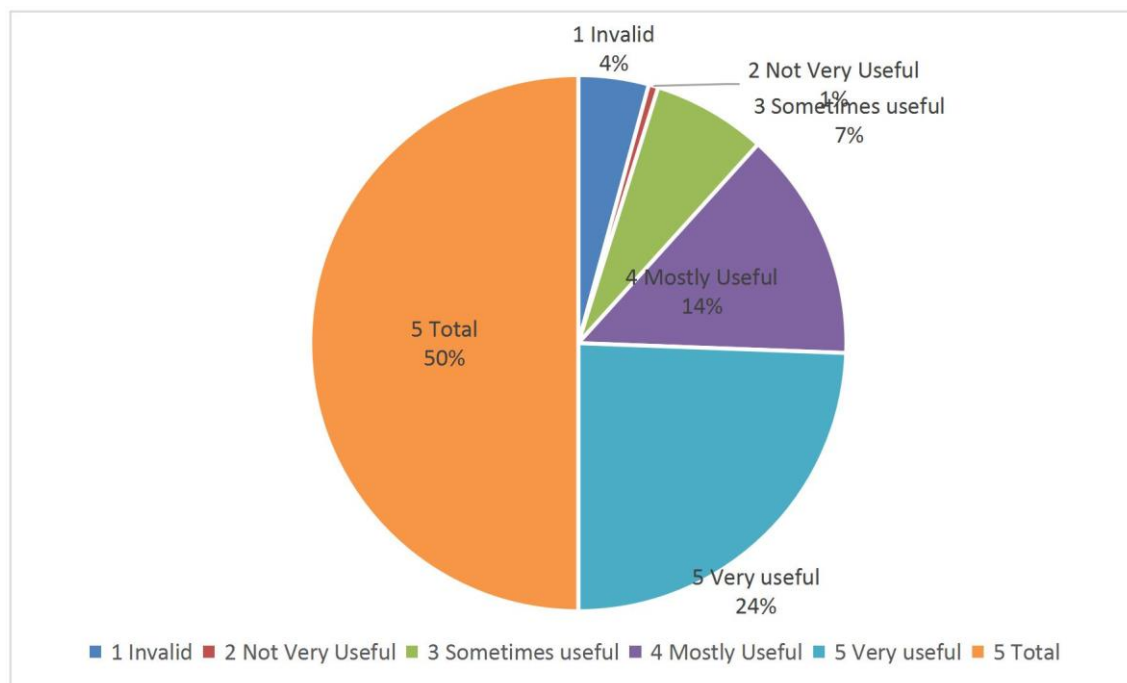


2014-2015

PARENTS TEACHERS MEET REPORT
SHIFT - II

4. Internship as part of the degree programme is (one month outside the college, work in an industry or civil society organisation)

S.No	Source	No of entries
1	Invalid	29
2	Not Very Useful	4
3	Sometimes useful	47
4	Mostly Useful	95
5	Very useful	167
	Total	342



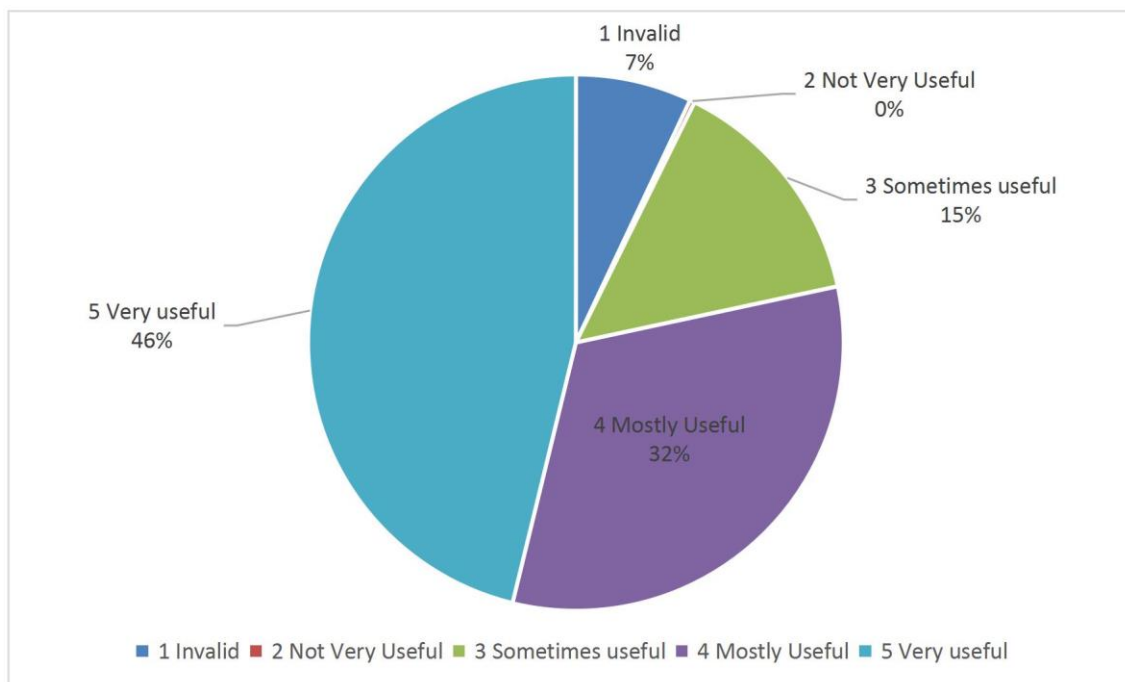


2014-2015

PARENTS TEACHERS MEET REPORT
SHIFT - II

5. Usefulness of the Outreach programme

S.No	Source	No of entries
1	Invalid	24
2	Not Very Useful	1
3	Sometimes useful	49
4	Mostly Useful	110
5	Very useful	158
	Total	342



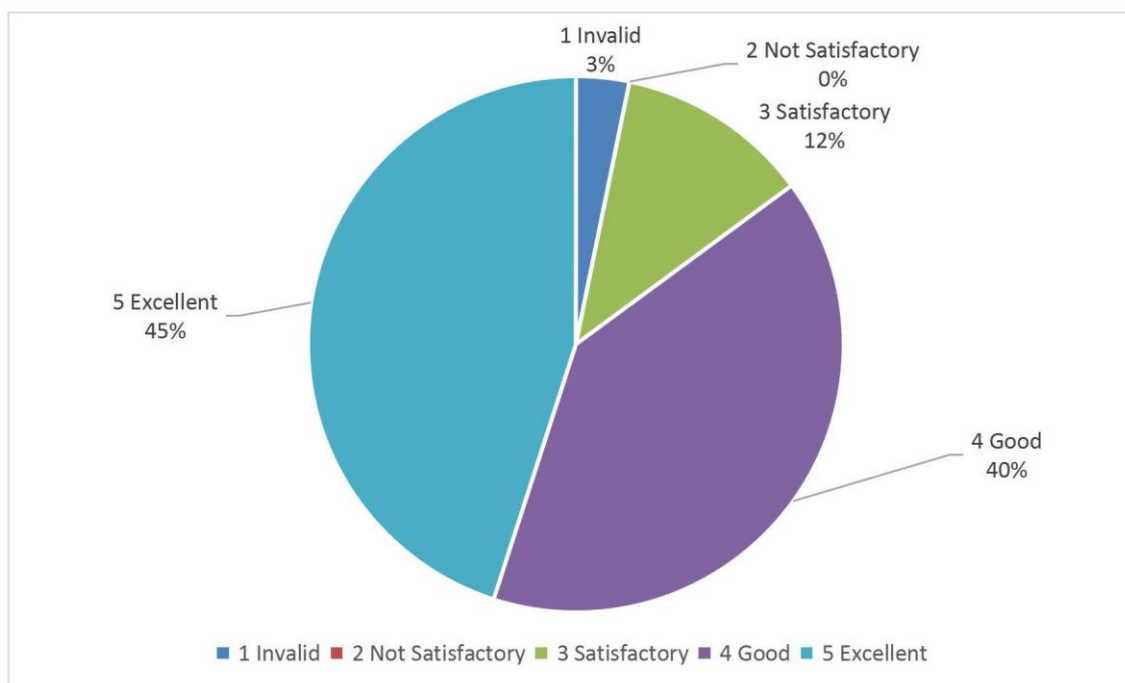


2014-2015

PARENTS TEACHERS MEET REPORT
SHIFT - II

6. Infrastructure in the campus: (Labs, Classrooms, Library & Canteen)

S.No	Source	No of entries
1	Invalid	11
2	Not Satisfactory	0
3	Satisfactory	40
4	Good	137
5	Excellent	154
	Total	342



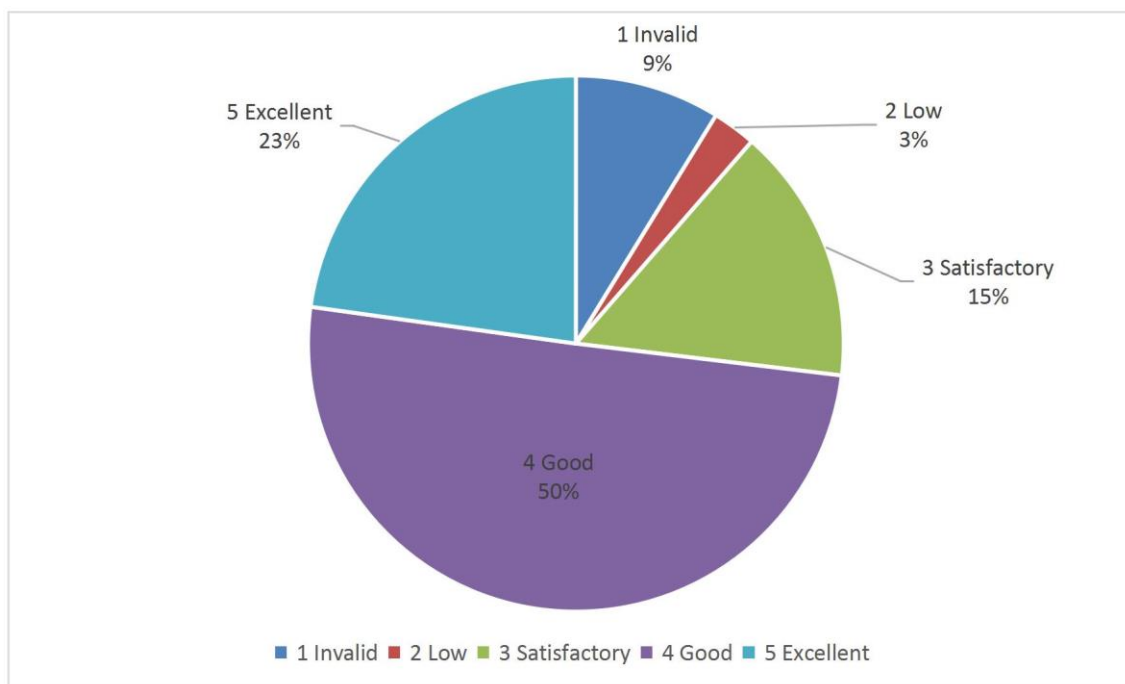


2014-2015

PARENTS TEACHERS MEET REPORT
SHIFT - II

7. Standard of the CA Test and Semester Examinations are

S.No	Source	No of entries
1	Invalid	30
2	Low	9
3	Satisfactory	53
4	Good	172
5	Excellent	78
	Total	342



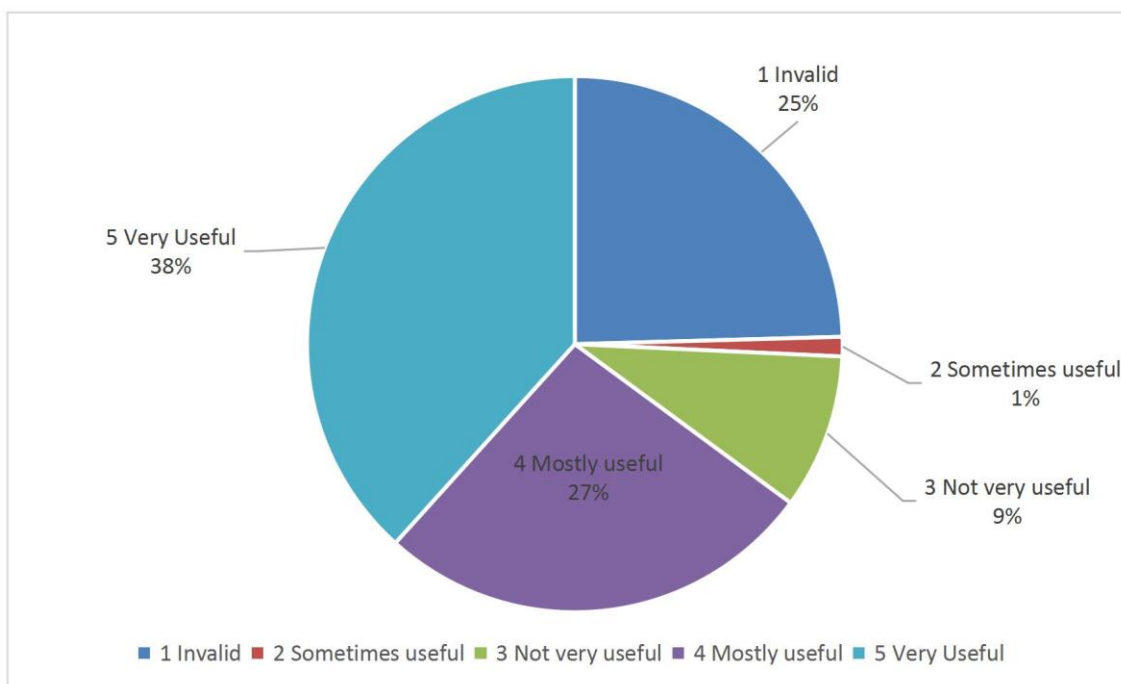


2014-2015

PARENTS TEACHERS MEET REPORT
SHIFT - II

8) Co-curricular activities (Seminars, symposia, department festival and college cultural NCC, NSS) help the student

S.No	Source	No of entries
1	Invalid	84
2	Sometimes useful	4
3	Not very useful	32
4	Mostly useful	91
5	Very Useful	131
	Total	342



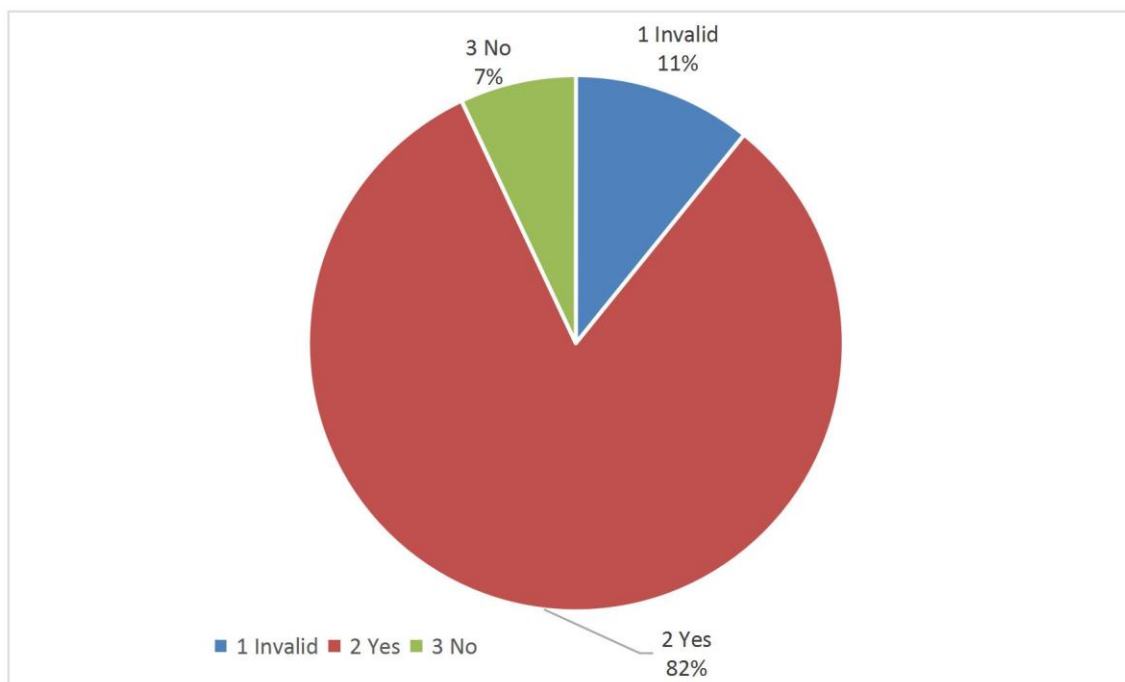


2014-2015

PARENTS TEACHERS MEET REPORT
SHIFT - II

9 The fees collected by the college for all the courses is affordable

S.No	Source	No of entries
1	Invalid	37
2	Yes	281
3	No	24
	Total	342



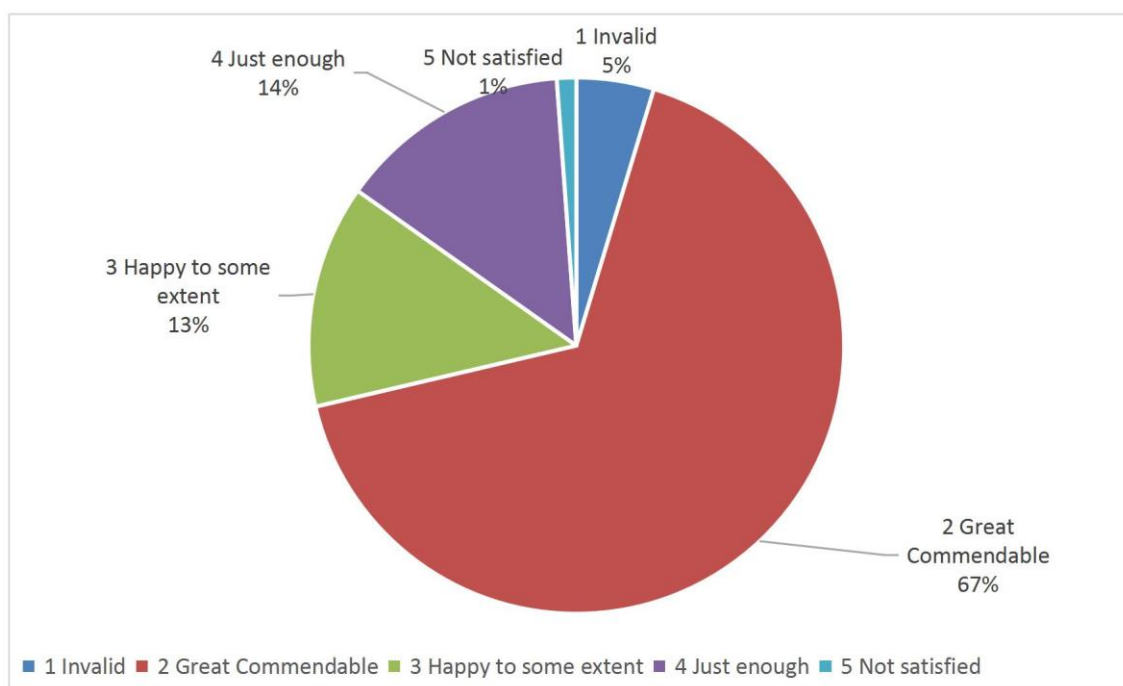


2014-2015

PARENTS TEACHERS MEET REPORT
SHIFT - II

10. My overall impression of the college

S.No	Source	No of entries
1	Invalid	16
2	Great Commendable	228
3	Happy to some extent	46
4	Just enough	48
5	Not satisfied	4
	Total	342





2014-2015

PARENTS TEACHERS MEET REPORT
SHIFT - II

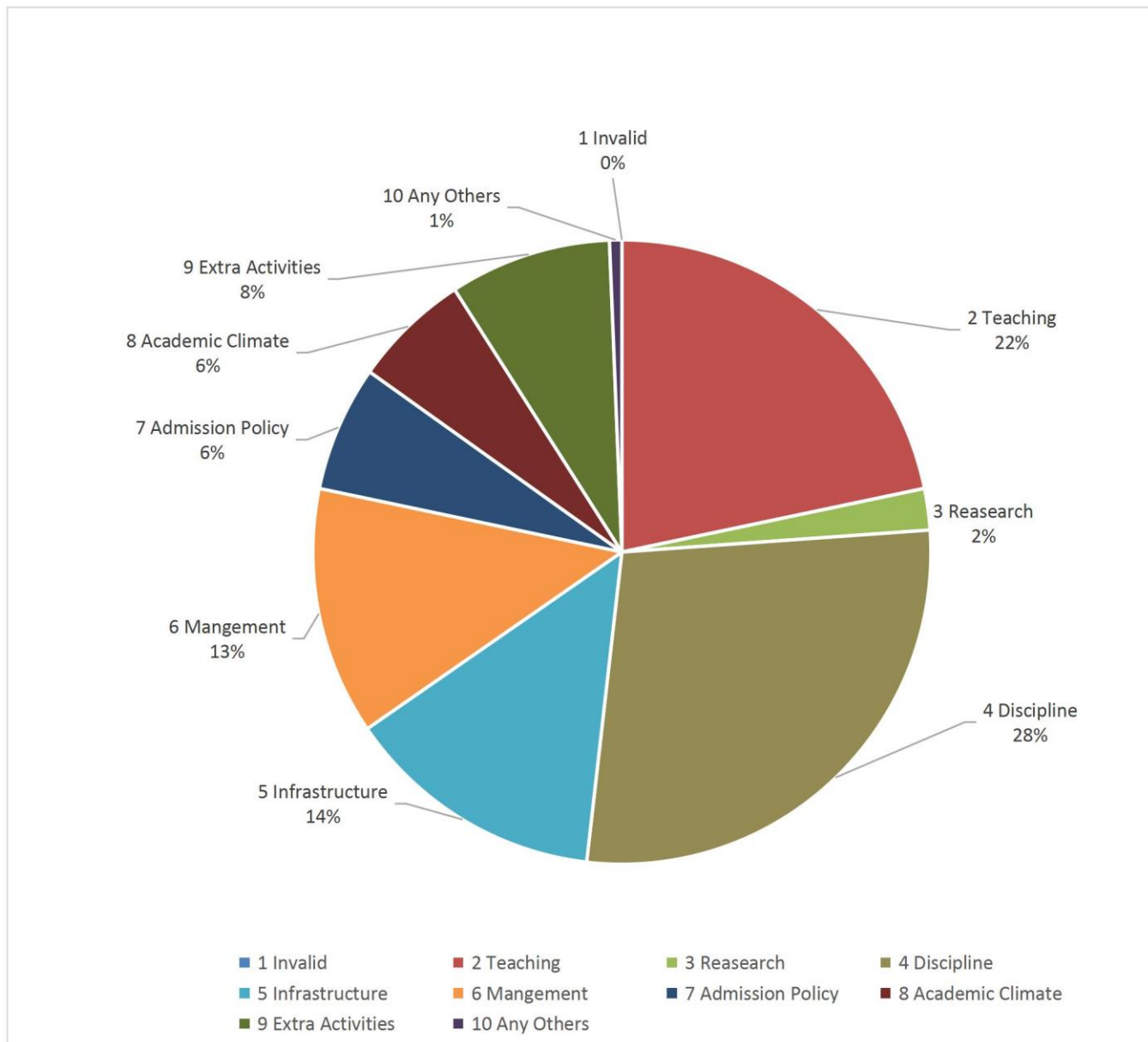
11) Choose any three aspects you consider best at Loyola

S.No	Source	No of entries
1	Invalid	0
2	Teaching	203
3	Research	20
4	Discipline	261
5	Infrastructure	127
6	Management	120
7	Admission Policy	61
8	Academic Climate	57
9	Extra Activities	79
10	Any Others	6
	Total	934



2014-2015

PARENTS TEACHERS MEET REPORT
SHIFT - II



Quality of Curricular & Co-Curricular Programs and Faculty

When the parents were asked about the quality of Academic Programs in Loyola College, around 74% (250) of them expressed that it was adequate and 77% (264) said that the Quality of Teachers was between 'good' and 'excellent' while 23% of them were not satisfied. 77% of the parents opined that the accessibility of the teachers for parents was good and excellent.

262 (74%) parents out of 342 of the respondents emphasized that the Internship as part of the degree program was a very useful and most useful aspect and also 78% of them opined that the inclusion of the Outreach Program was very useful while around 20% expressed it was not useful. 95% of the parents claimed that the infrastructure facilities were good and excellent at the college.

73% of the parents indicated that the Standard of CIA tests and semester examination was good and excellent while 12% expressed 'low' or invalid.

Co-Curricular activities in Loyola College is useful according to 61% of the parents who participated in the survey whereas 28% shared that it was invalid and less useful.

Fees & Infrastructural Facilities

82% of the parents who participated in the survey emphatically added that the fees collected by the College were affordable whereas 7% of the respondents expressed that the fees were not affordable.


Overall Impression of the College


When asked about three best aspects among a list of ten, many of them prioritized 1) Standard of Teaching (22%), 2) Discipline (28%) and 3) Infrastructure (14%) and also suggested further improvements in these areas.

80% of the parents who participated in the survey responded proudly that their overall Impression of the college was happy to some extent and highly commendable while 15% of them expressed their overall impression on the college was 'just enough'.

Conclusion

The consolidated feedback report was shared at the HODs/Coordinators/Officials Meeting and also with the departments for further appropriate actions and decision makings.


Dr A. Xavier Mahimairaj
IQAC Coordinator
Loyola College, Chennai – 34


Rev. Dr G. Joseph Antony Samy, SJ
Principal
Loyola College, Chennai – 34



**INTERNAL QUALITY ASSURANCE CELL (IQAC)
LOYOLA COLLEGE (AUTONOMOUS), CHENNAI - 34**

A REPORT ON STUDENT FEEDBACK, 2014-15

Every year, it is a custom in Loyola College to obtain the feedback of the passing out students on various aspects of academic and administrative activities in order to perform a quality check and sustain the quality education rendered to the student community. As part of this exercise, at the end of the academic year, 2014 – 15, IQAC conducted a feedback session to obtain the feedback of the final year students who took the survey online through the student portal. This report presents their views based on some of the important aspects like the relevance of curriculum, syllabus, different courses, standard of the internal and external question papers, teaching methodologies, assessment strategies etc.

2027 students participated in the online survey.

10 questions were asked in the survey.

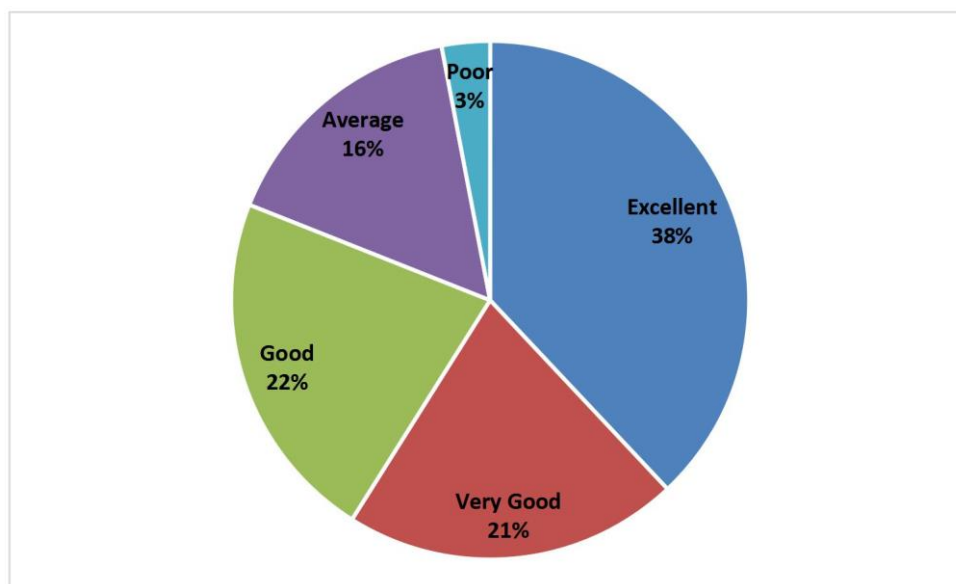


2014-2015

STUDENTS FEEDBACK

1) How do you rate the syllabus of the course that you have gone through in relation to the expected outcome of the course?

Option	Frequency	Percentage
Excellent	770	37.98717316
Very Good	425	20.96694623
Good	447	22.05229403
Average	324	15.98421312
Poor	61	3.009373458
TOTAL	2027	100



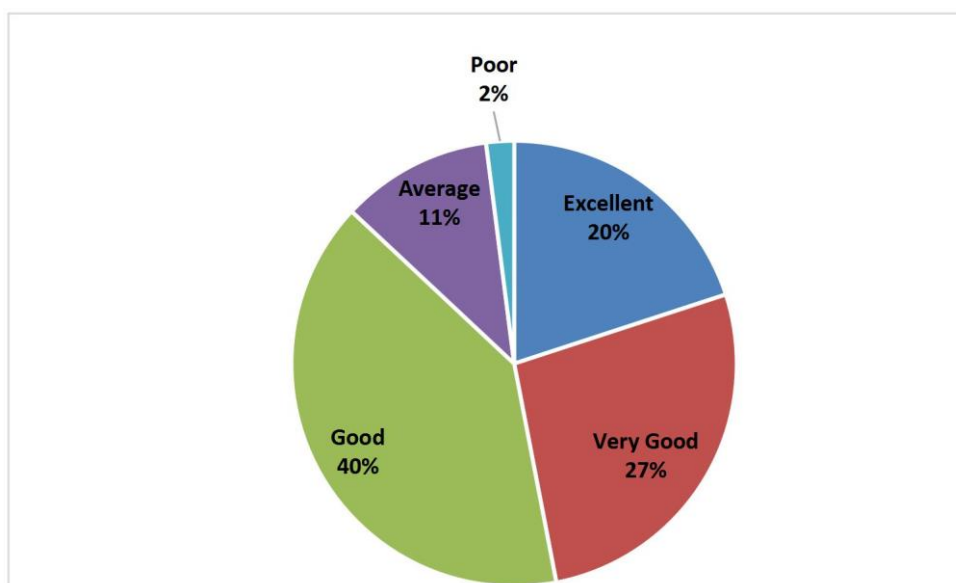


2014-2015

STUDENTS FEEDBACK

2) How do you rate the allocation of credits and hours to the courses?

Option	Frequency	Percentage
Excellent	405	19.9802664
Very Good	547	26.98569314
Good	811	40.0098668
Average	223	11.00148002
Poor	41	2.022693636
TOTAL	2027	100



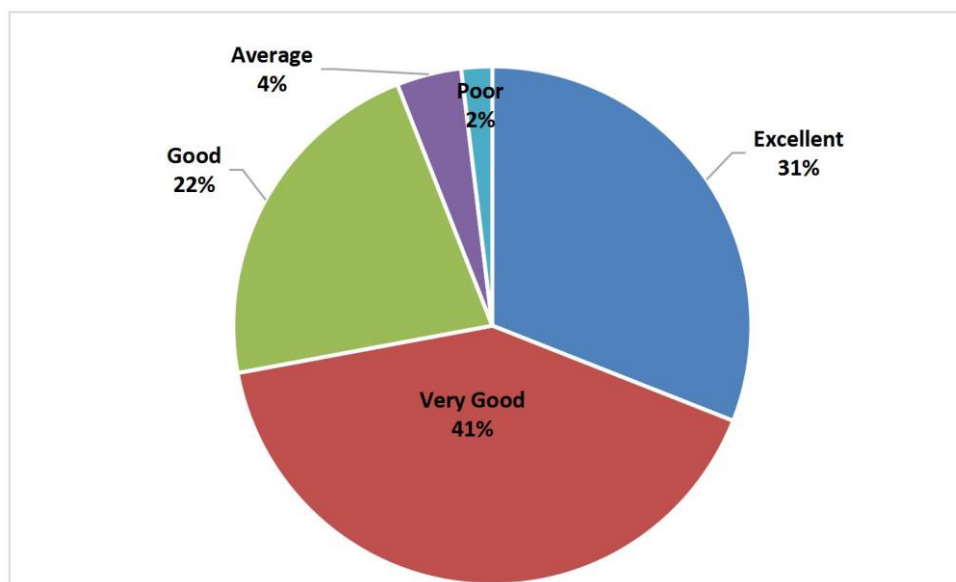


2014-2015

STUDENTS FEEDBACK

3) Syllabus of each course covers recent trends and developments

Option	Frequency	Percentage
Excellent	628	30.98174642
Very Good	833	41.0952146
Good	445	21.95362605
Average	82	4.045387272
Poor	39	1.924025654
TOTAL	2027	100



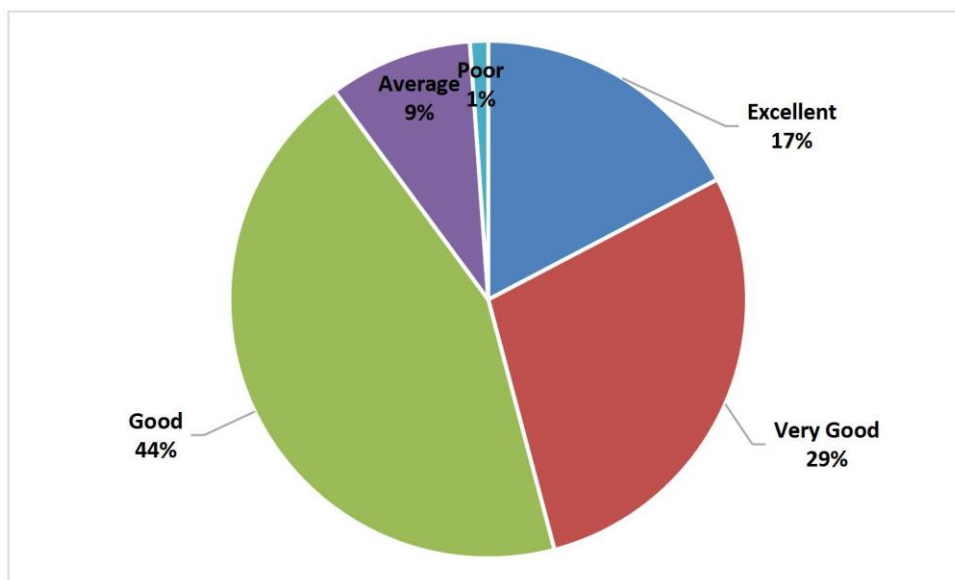


2014-2015

STUDENTS FEEDBACK

4) How do you rate the various papers in terms of their relevance to the specialization streams?

Option	Frequency	Percentage
Excellent	351	17.31623088
Very Good	579	28.56438086
Good	892	44.00592008
Average	182	8.978786384
Poor	23	1.134681796
TOTAL	2027	100



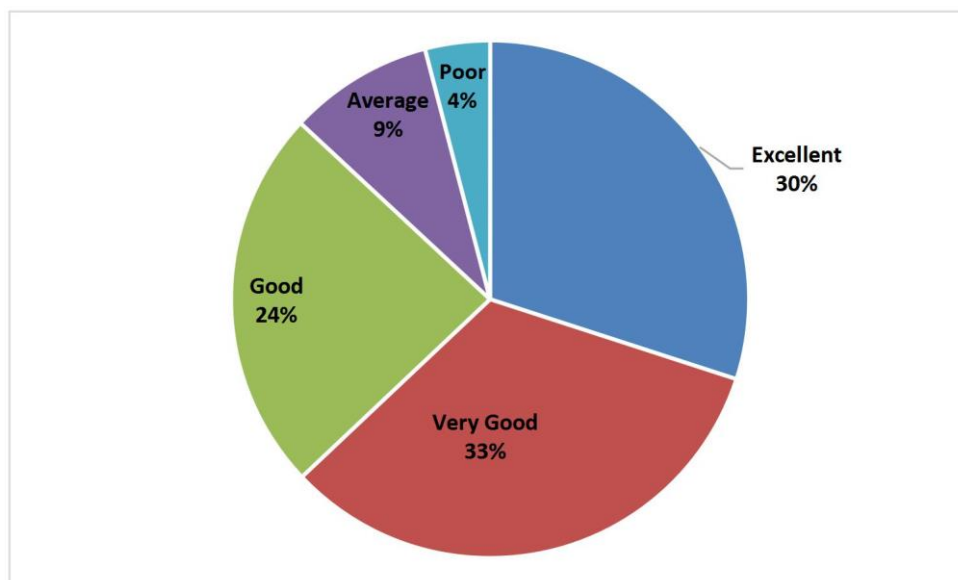


2014-2015

STUDENTS FEEDBACK

5) Teaching methods followed by teachers

Option	Frequency	Percentage
Excellent	608	29.9950666
Very Good	668	32.95510607
Good	486	23.97631968
Average	183	9.028120375
Poor	82	4.045387272
TOTAL	2027	100



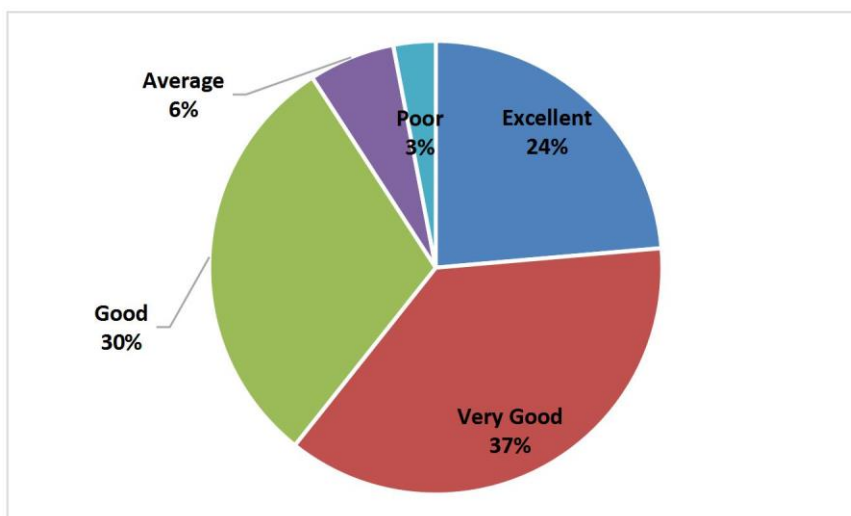


2014-2015

STUDENTS FEEDBACK

6) The objectivity of assessment and evaluation

Option	Frequency	Percentage
Excellent	479	23.63098175
Very Good	751	37.04982733
Good	611	30.14306857
Average	125	6.16674889
Poor	61	3.009373458
TOTAL	2027	100



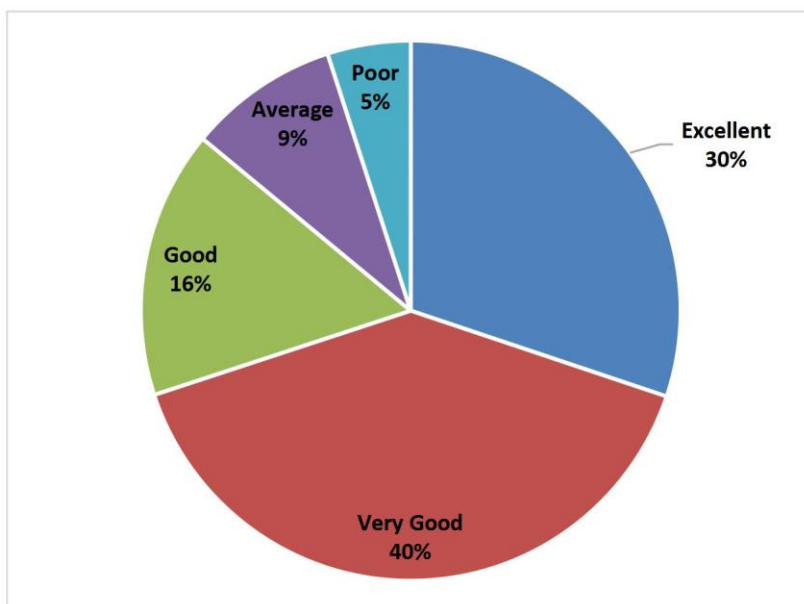


2014-2015

STUDENTS FEEDBACK

7) The provisions that are available for students accompaniment in the college

Option	Frequency	Percentage
Excellent	611	30.14306857
Very Good	807	39.81253083
Good	325	16.03354711
Average	183	9.028120375
Poor	101	4.982733103
TOTAL	2027	100



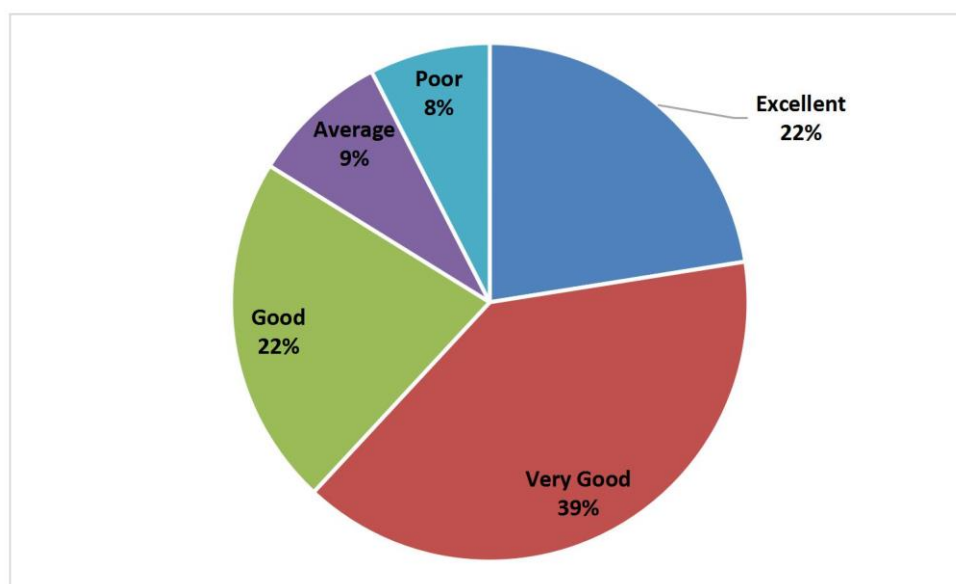


2014-2015

STUDENTS FEEDBACK

8) How do you rate learning resources that are available in the college
(Library, Lab, ICT Provisions and others)?

Option	Frequency	Percentage
Excellent	456	22.49629995
Very Good	799	39.4178589
Good	444	21.90429206
Average	175	8.633448446
Poor	153	7.548100641
TOTAL	2027	100



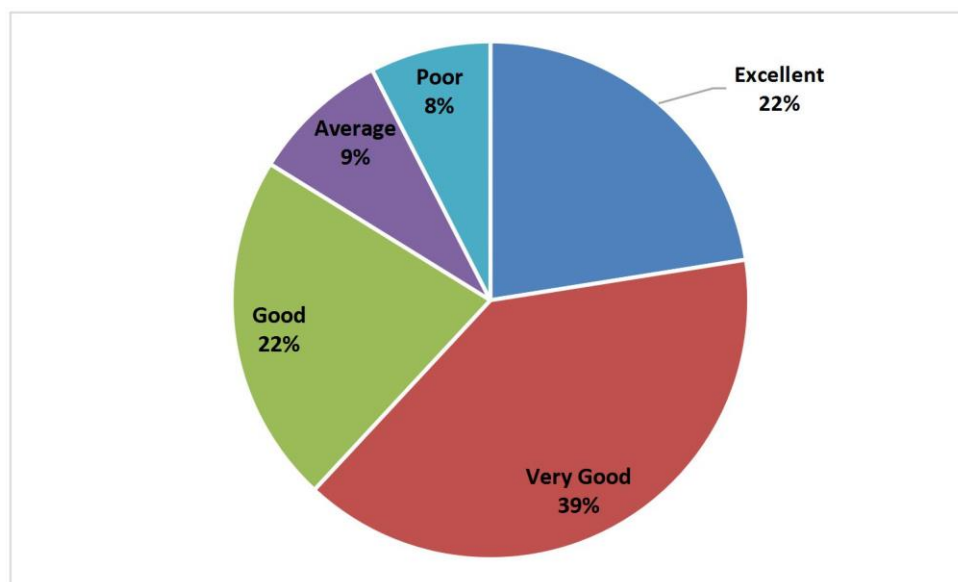


2014-2015

STUDENTS FEEDBACK

9) How do you rate various provisions of extension and co curricular activities of the college?

Option	Frequency	Percentage
Excellent	456	22.49629995
Very Good	799	39.4178589
Good	444	21.90429206
Average	175	8.633448446
Poor	153	7.548100641



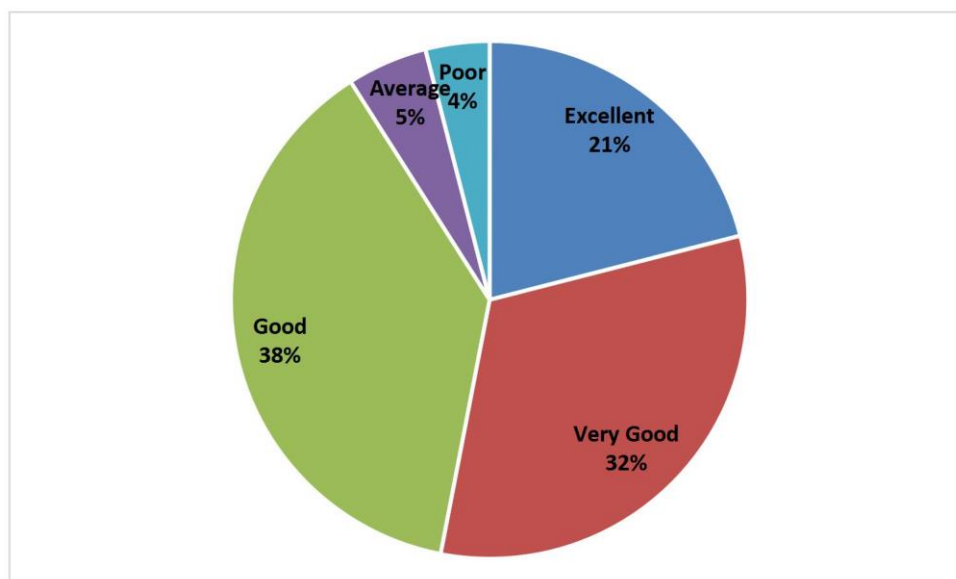


2014-2015

STUDENTS FEEDBACK

10) Overall rating of the program and various facilities in the college

Option	Frequency	Percentage
Excellent	426	21.01628022
Very Good	649	32.01776024
Good	769	37.93783917
Average	102	5.032067094
Poor	81	3.996053281
TOTAL	2027	100



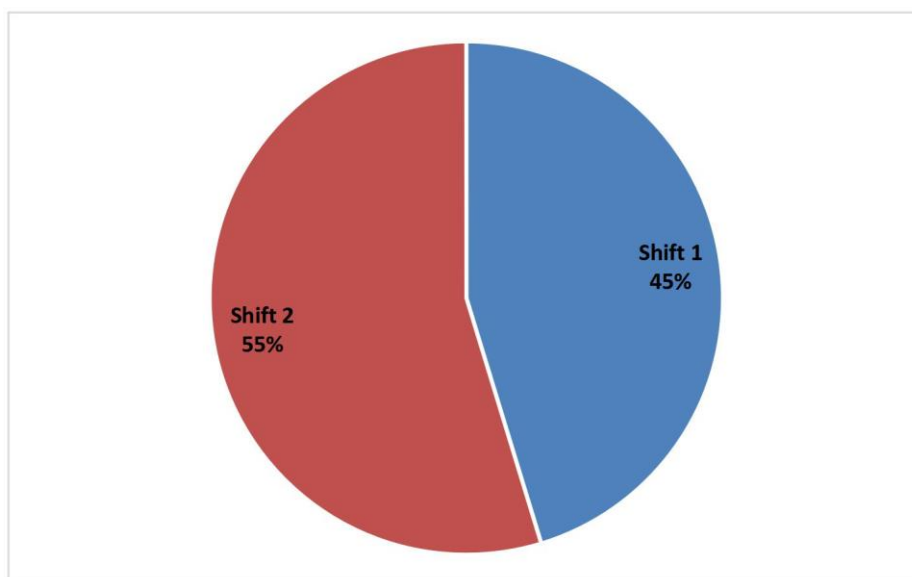


2014-2015

STUDENTS FEEDBACK

11) Distribution of students

Shift 1	918	45.28860385
Shift 2	1109	54.71139615
Total	2027	100



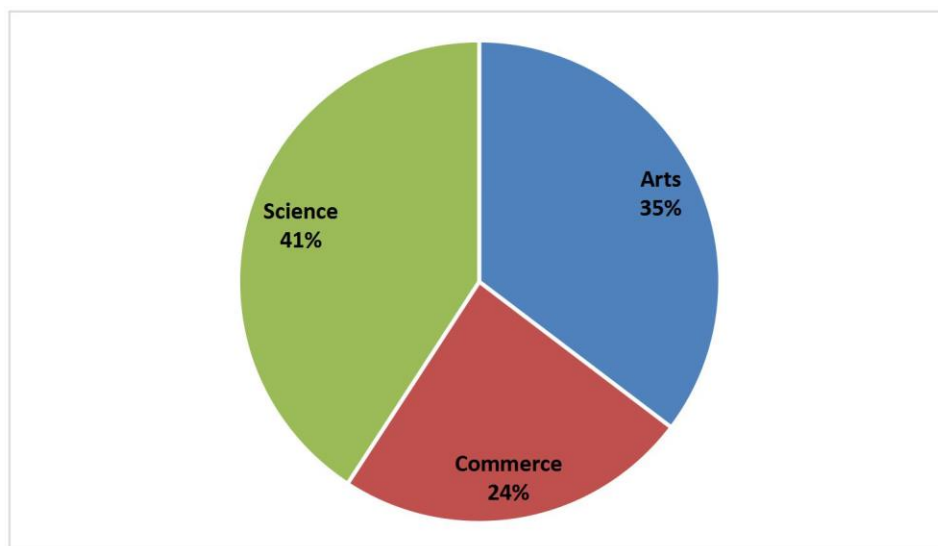


2014-2015

STUDENTS FEEDBACK

12) Distribution of stream

Arts	716	35.32313764
Commerce	484	23.8776517
Science	827	40.79921066
Total	2027	100



Outcome of the Curriculum and Syllabus

Among 2027 students participated in the survey, around 79% of them opined that they had 'good' to 'excellent' expected outcome from the courses they have studied and 85% rated the allocation of credits and hours to the courses in the same fashion. There was an overwhelming positive response of 92% to the question on Syllabus of each course covering the recent trends and developments. 95% of students responded good to excellent to the question on the various papers in terms of their relevance to the specialization streams.

Teaching methodologies & Assessment Strategies

87% of the students opined that the methodologies used by the teachers were good to excellent whereas 4% of them commented them to be poor. 91% of the students appreciated the objectivity of assessment and evaluation.

Learning Resources, Facilities and Guidance

To the question on the provisions that are available for student accompaniment in the college, 85% of the students responded good to excellent whereas 4% of them expressed that they were poor. 82% of the students expressed that the learning resources which are available in the college (Library, Lab, ICT Provisions and others) were excellent while around 7% of them showed dissatisfaction. There was also a similar response of satisfaction, around 85% when it came to various provisions of extension and co-curricular activities of the college while around 7% of them showed dissatisfaction.


Overall Impression of the program & Facilities

When asked about the Overall rating of the program and various facilities in the college, 91% of the passing out students responded good to excellent while only around 4% recorded that they were poor.

Conclusion

The consolidated feedback report is shared at the HODs/Coordinators/Officials Meeting and also with the departments for further appropriate actions.


Dr A. Xavier Mahimairaj
IQAC Coordinator
Loyola College, Chennai – 34


Rev. Dr G. Joseph Antony Samy, S.J.
Principal
Loyola College, Chennai – 34



**INTERNAL QUALITY ASSURANCE CELL (IQAC)
LOYOLA COLLEGE (AUTONOMOUS), CHENNAI - 34**

A Report on the Feedback of the Faculty on Curriculum, 2014-15

As a measure to sustain quality in all its academic and administrative tasks, Loyola College obtains feedback from the teaching faculty before the Academic Council meeting takes place every semester. IQAC conducts an online feedback session for the faculty members and the questionnaire includes important curricular aspects like the need-based importance of the curriculum, clarity of course objectives, the effectiveness of course contents and activities, effectiveness of teaching-learning-assessment, variety of courses under CBCS, etc. The obtained feedback has been analysed according to different streams: Arts, Commerce, and Sciences.

No. of questions: 12

No. of participants: Commerce – 43, Arts – 119, Science - 127

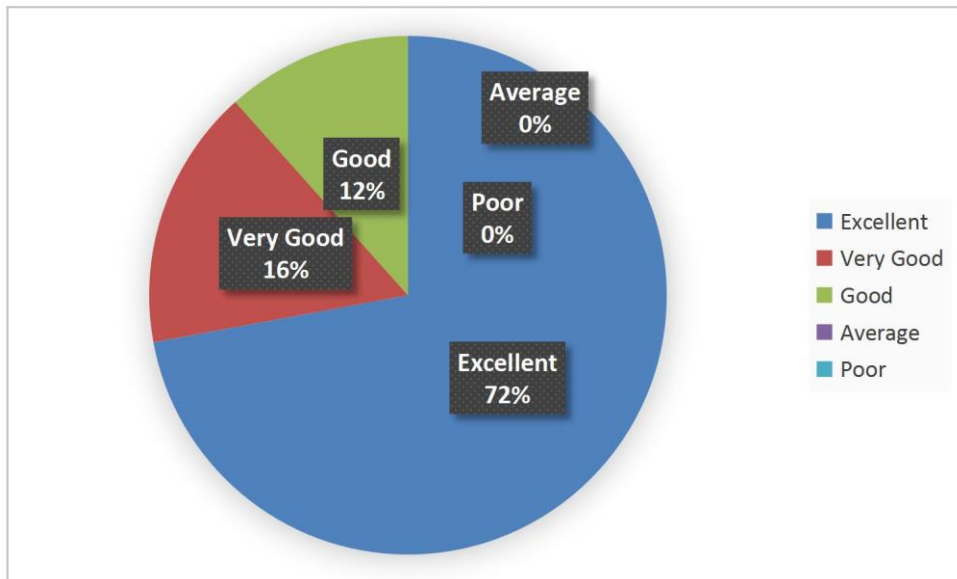
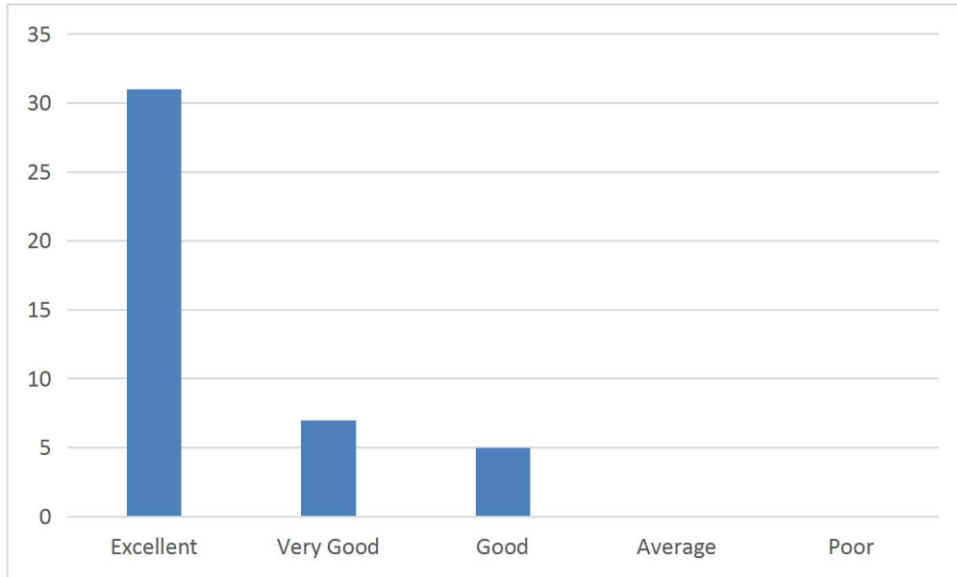


TEACHER FEEDBACK QUESTIONNAIRE ON CURRICULUM 2014-15

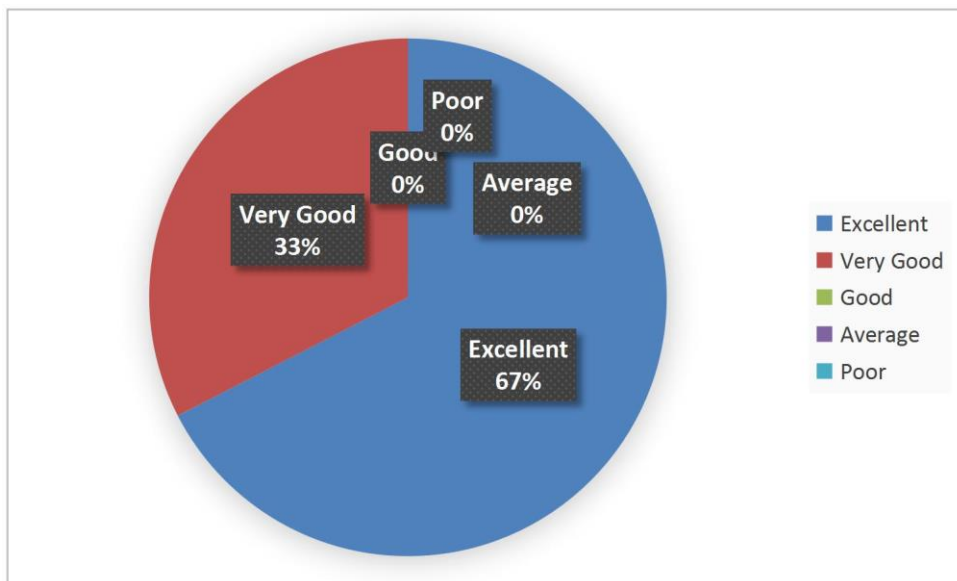
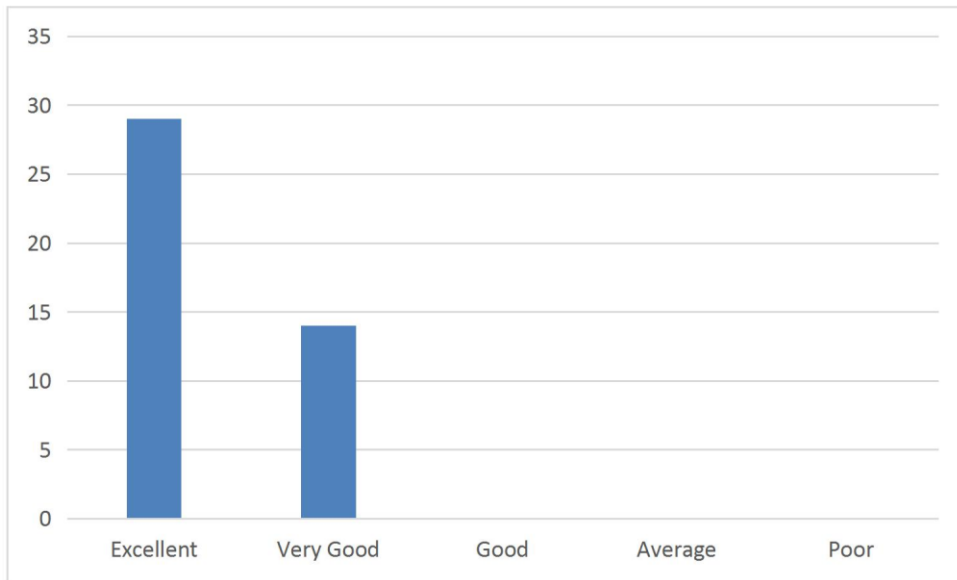
Commerce							
S.No.	Questions	Excellent	Very Good	Good	Average	Poor	Total
1	Course Content is Relevant and Need Based	31	7	5	0	0	43
2	Course objectives are well defined and clear to staff and students	29	14	0	0	0	43
3	Course Content has enough scope for development of analytical, logical, technical and creative skills to the students	27	9	7	0	0	43
4	Course activities (Internships / Field Visit/ Guest Lectures/ Assignments/Seminars/Others) are relevant for development of various skills for employment and self-employment	28	15	0	0	0	43
5	The course/syllabus has good balance between theory and lab work	11	24	8	0	0	43
6	Courses motivate students to use various resources that are available in the college and outside for their effective learning	16	11	16	0	0	43
7	The curriculum design Teaching-Learning-Assessment and Examination are effectively carried out on time	25	11	7	0	0	43
8	The assessment and evaluation system objectively measures the graduation outcome.	36	7	0	0	0	43
9	The curriculum contains a wide range of courses under choice based credit system	35	6	2	0	0	43
10	The college has enough relevant resources which are updated regularly for teaching learning purposes	29	11	3	0	0	43
11	The academic freedom and opportunity that are available for curriculum development, administration and evaluation in the college is	34	9	0	0	0	43
12	The opportunity available out of the course/syllabus for the enhancement of my knowledge and perspective in the discipline is	25	9	9	0	0	43
		326	133	57	0	0	516

Commerce

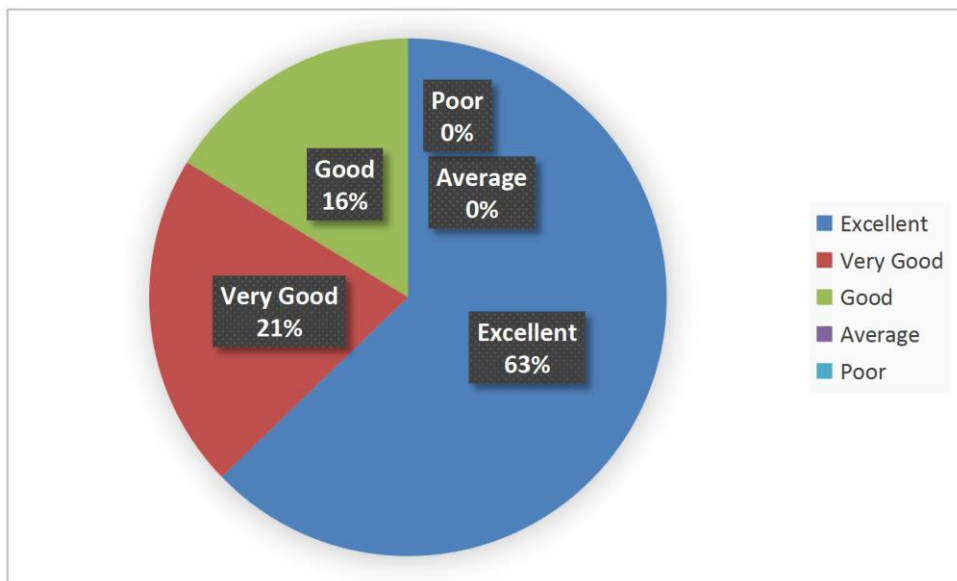
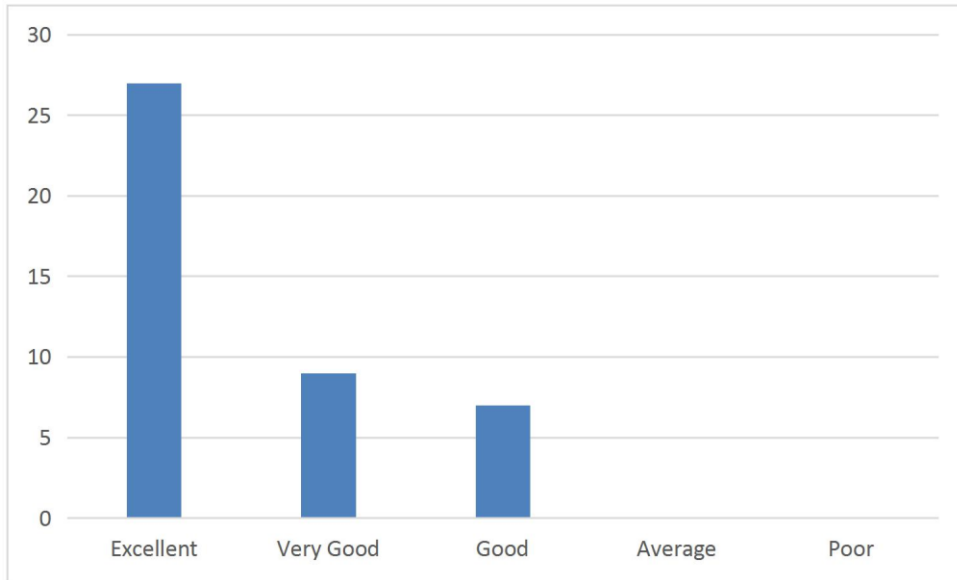
1. Course Content is Relevant and Need Based



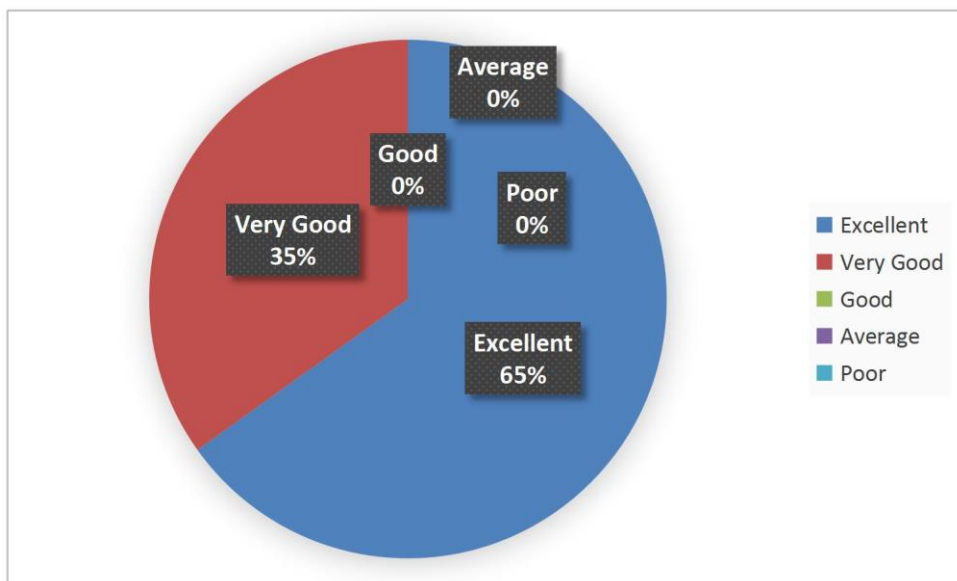
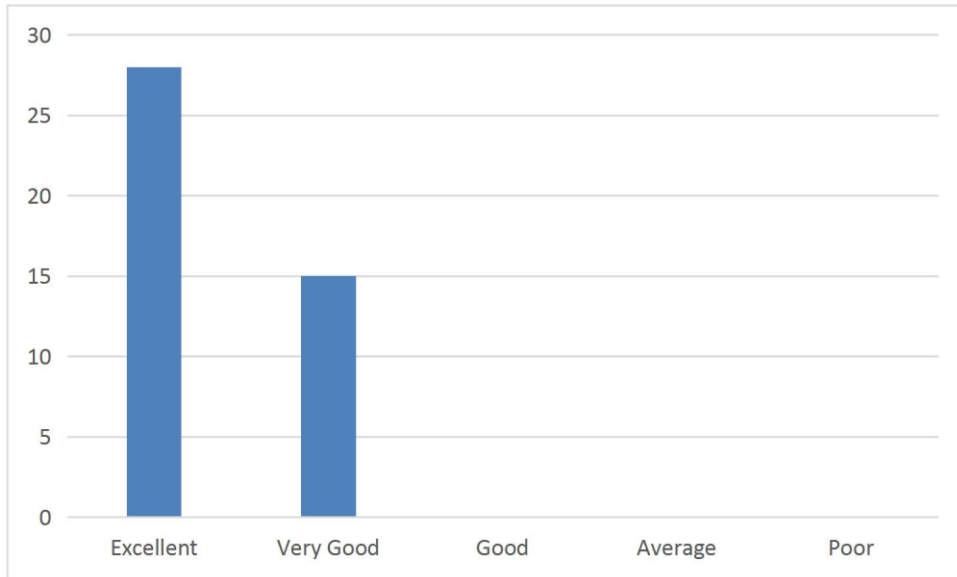
2. Course objectives are well defined and clear to staff and students



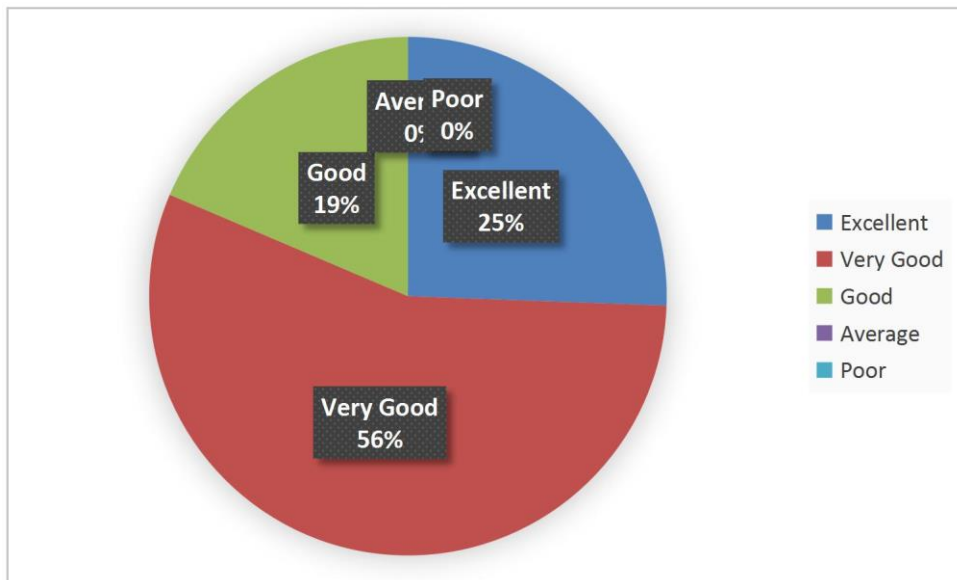
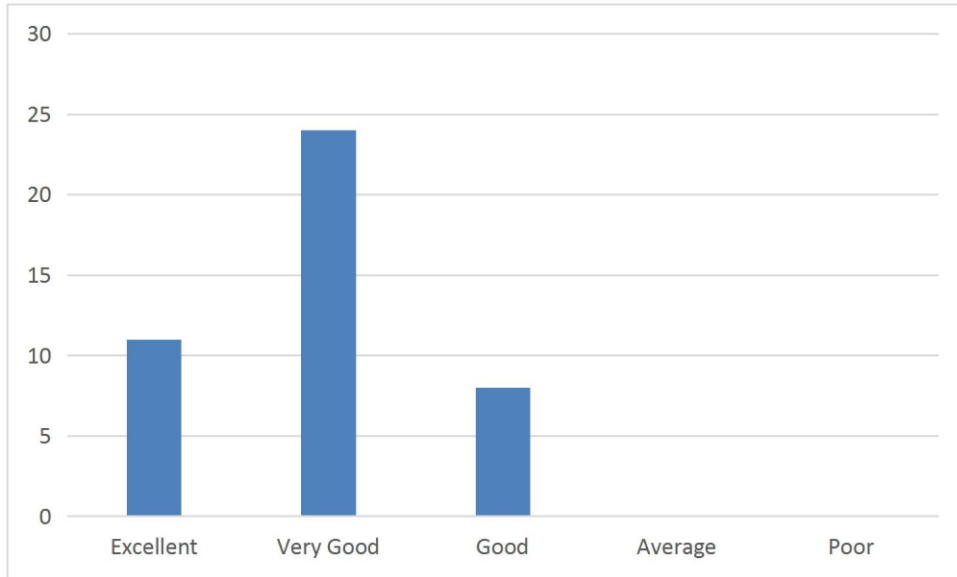
3. Course Content has enough scope for development of analytical, logical, technical and creative skills to the students



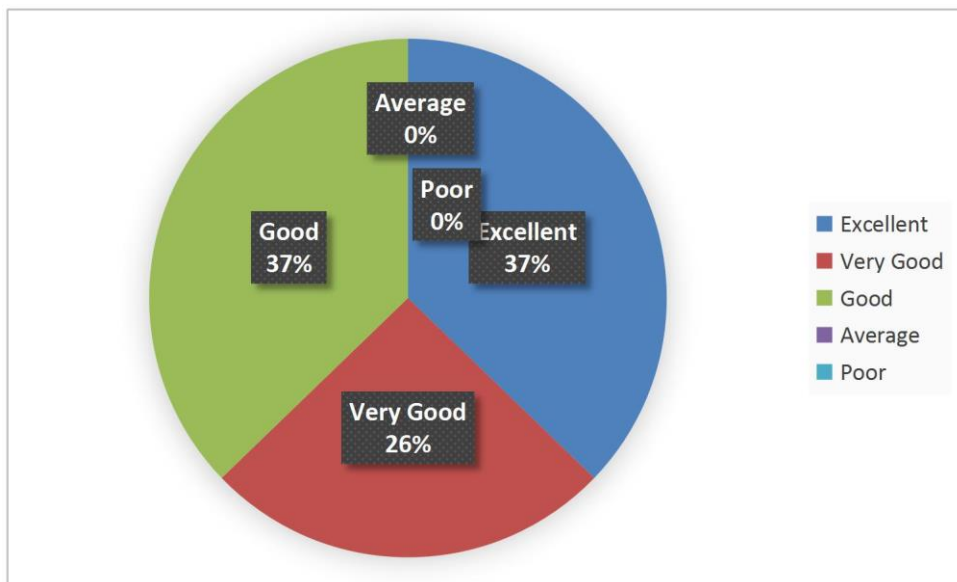
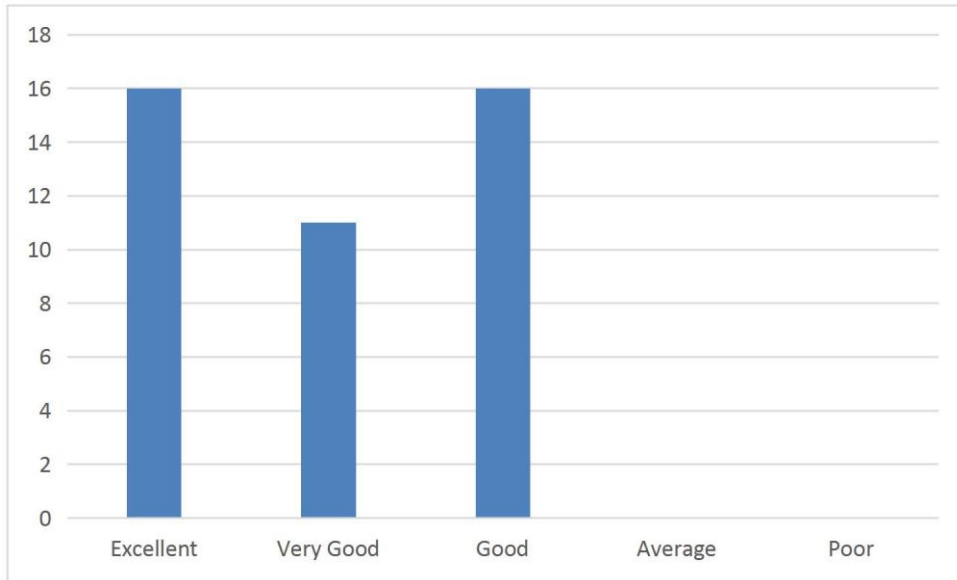
4. Course activities (Internships / Field Visit/ Guest Lectures/ Assignments/Seminars/Others) are relevant for development of various skills for employment and self-employment



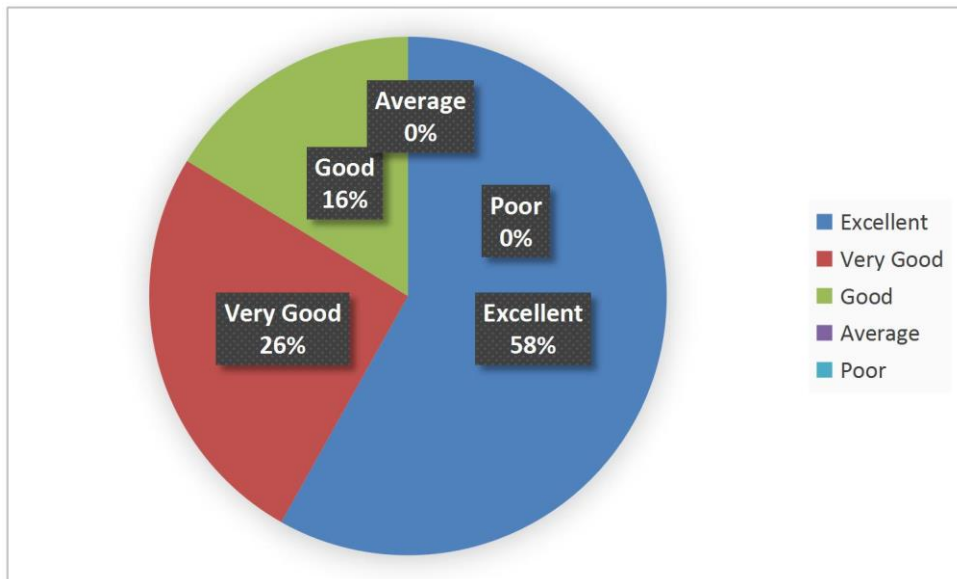
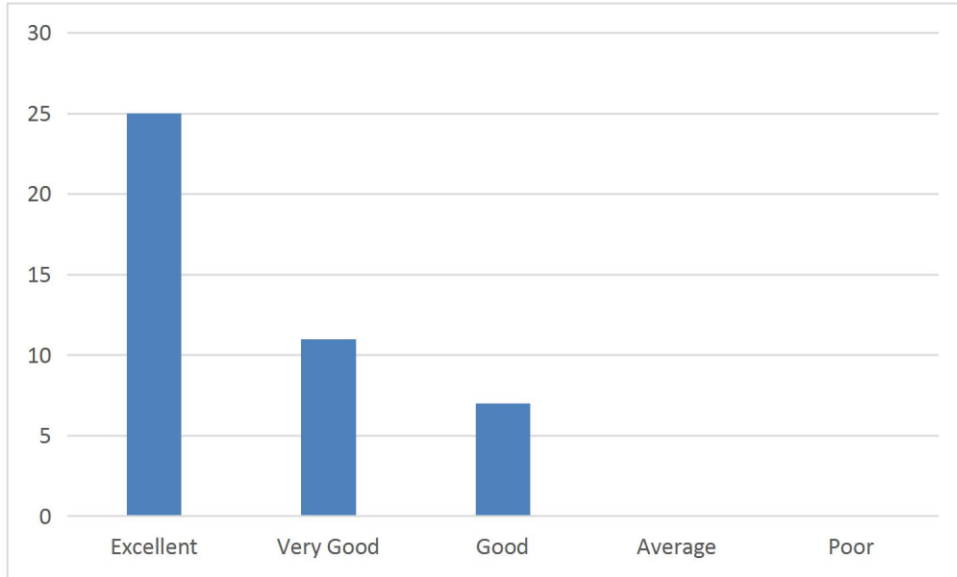
5. The course/syllabus has good balance between theory and lab work



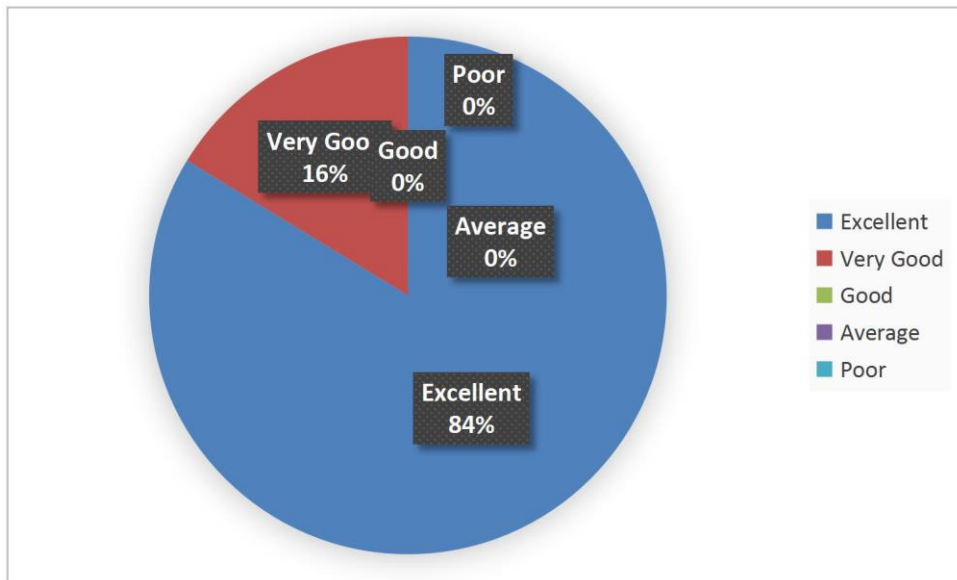
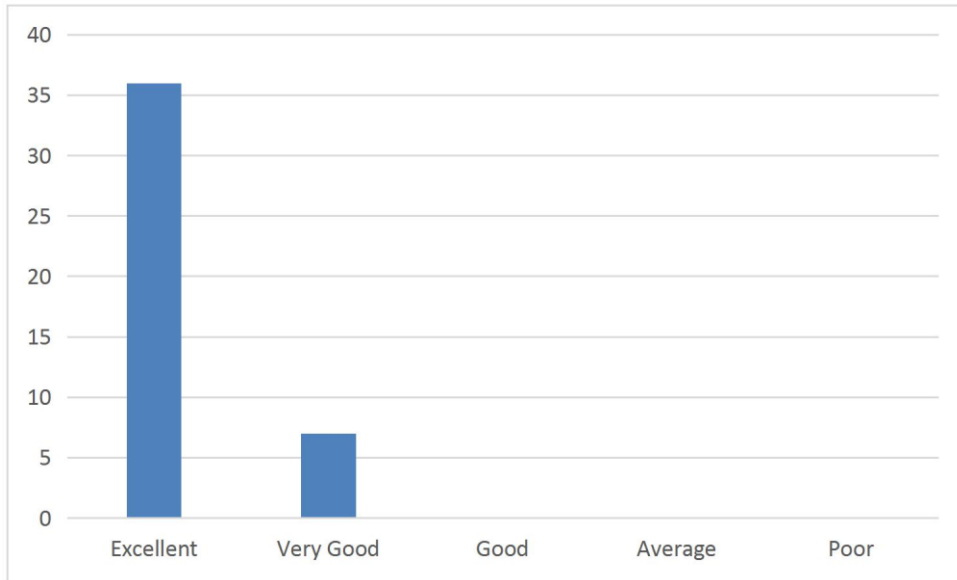
6. Courses motivate students to use various resources that are available in the college and outside for their effective learning



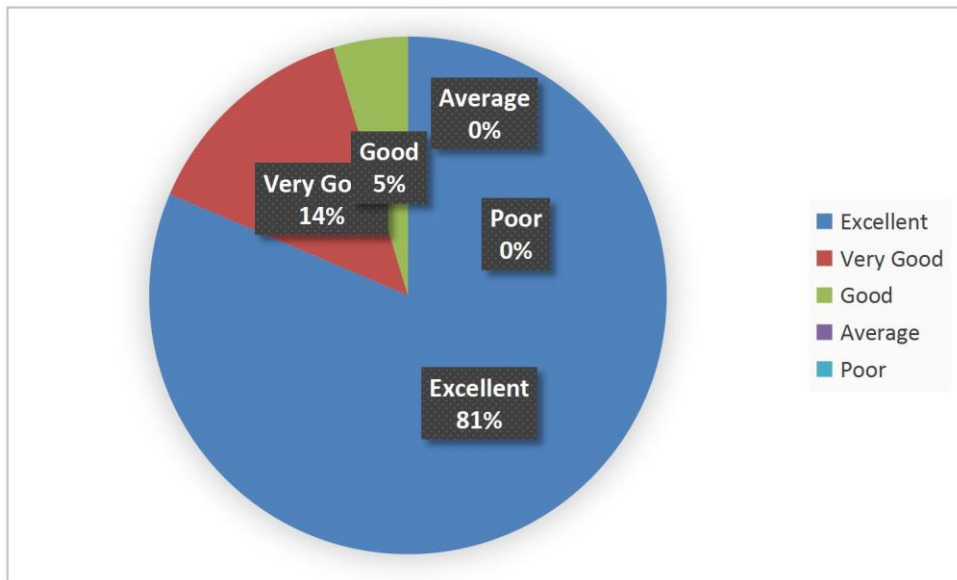
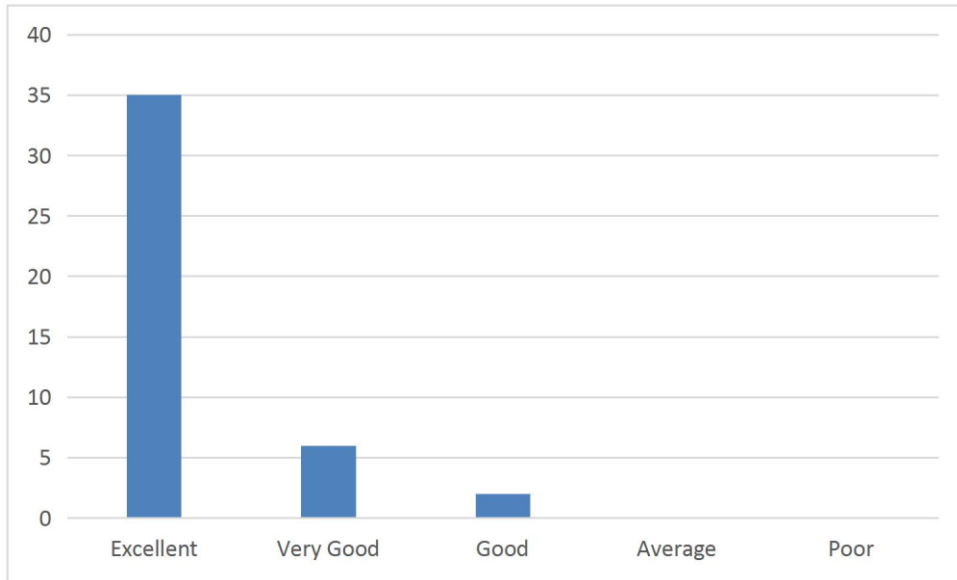
7. The curriculum design Teaching-Learning-Assessment and Examination are effectively carried out on time



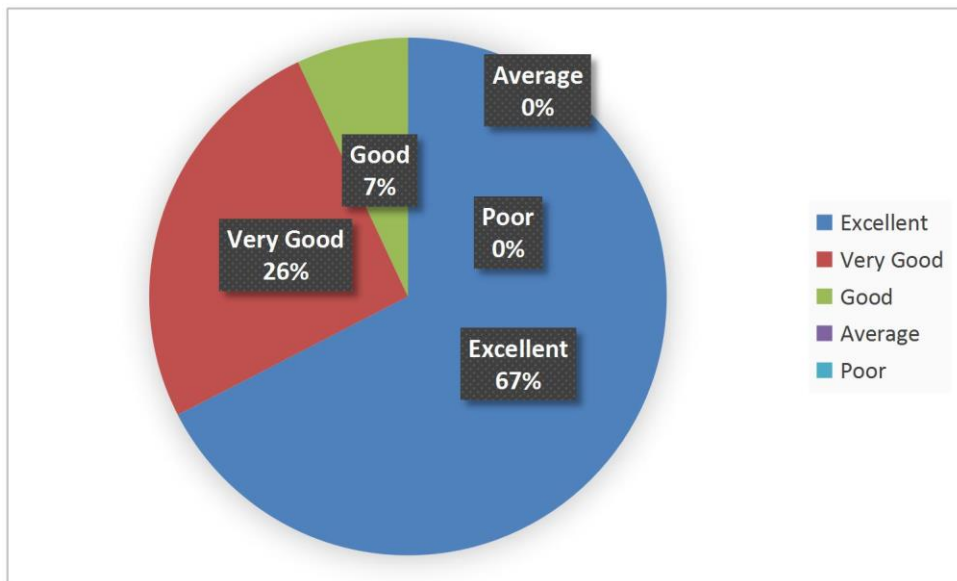
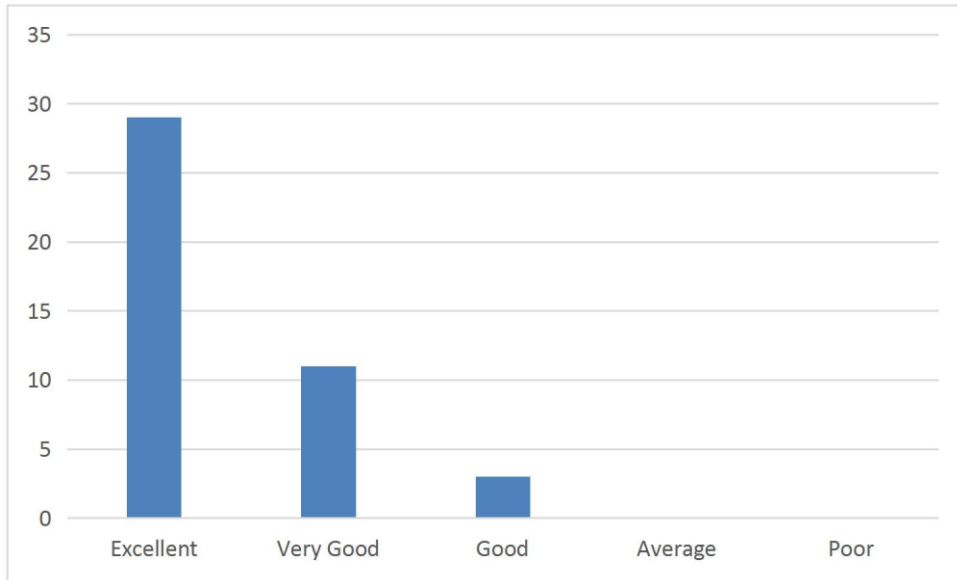
8. The assessment and evaluation system objectively measures the graduation outcome.



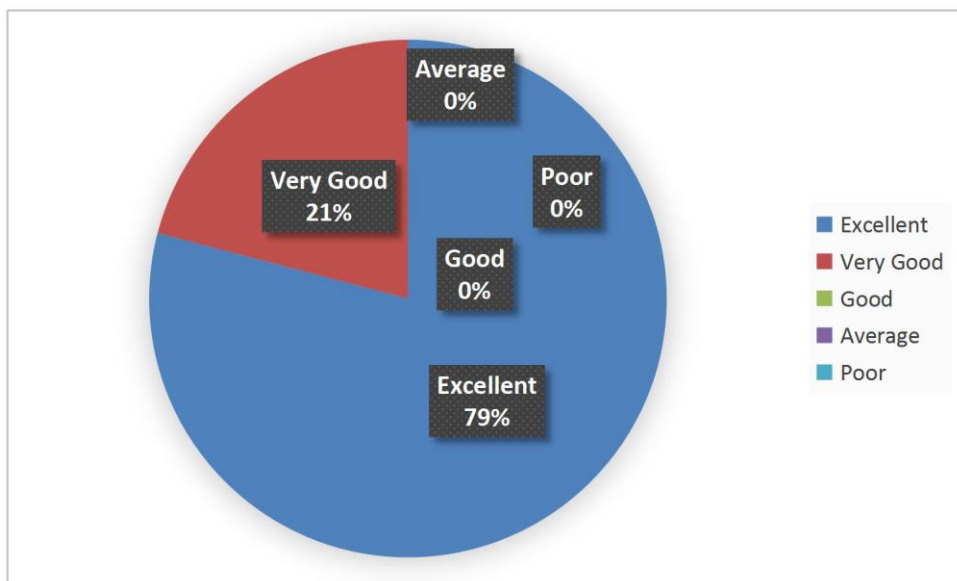
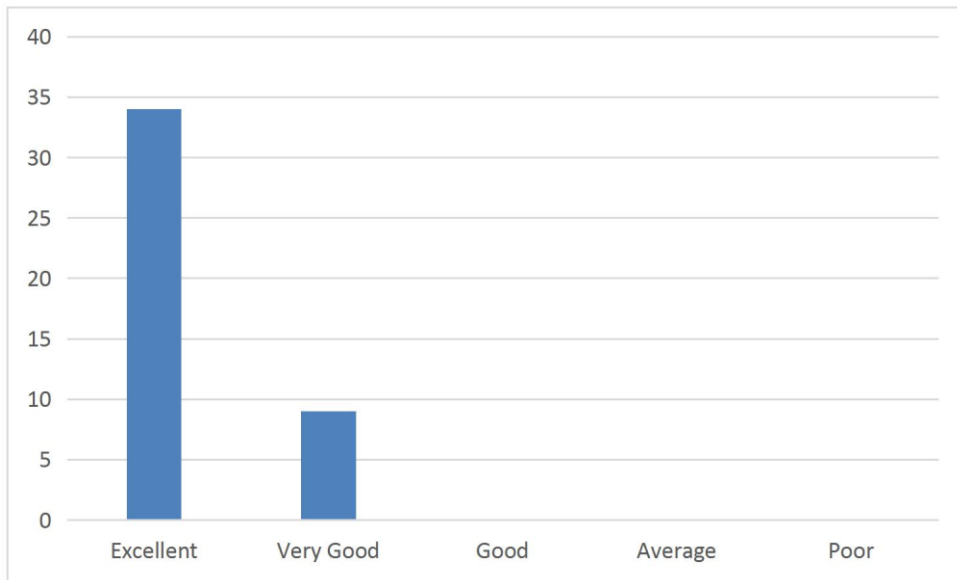
9. The curriculum contains a wide range of courses under choice based credit system



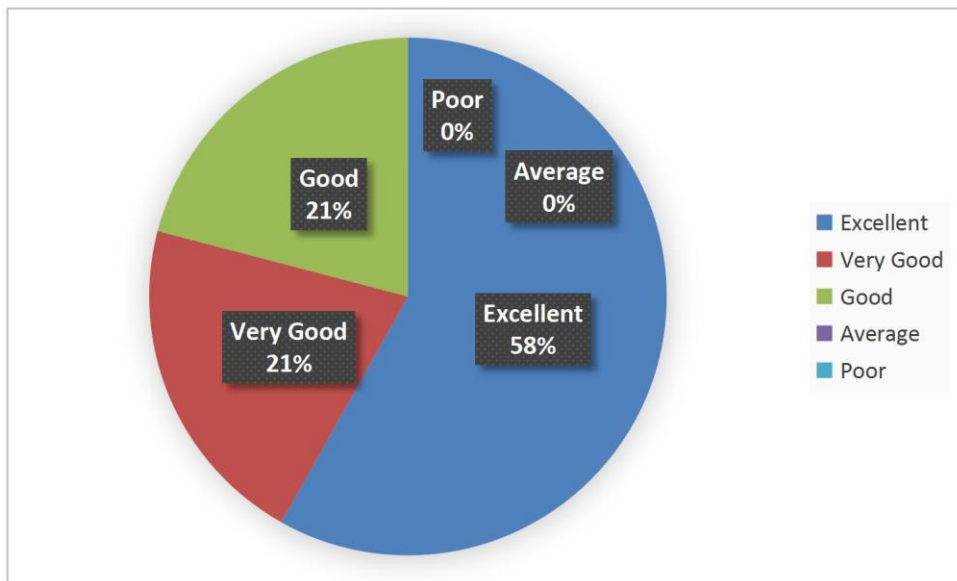
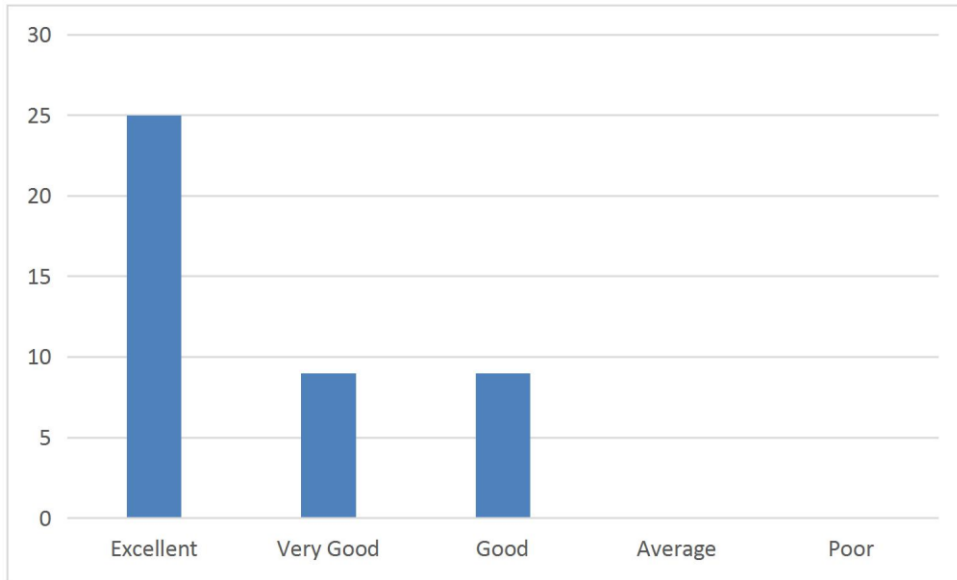
10. The college has enough relevant resources which are updated regularly for teaching learning purposes



11. The academic freedom and opportunity that are available for curriculum development, administration and evaluation in the college is:



12. The opportunity available out of the course/syllabus for the enhancement of my knowledge and perspective in the discipline is:



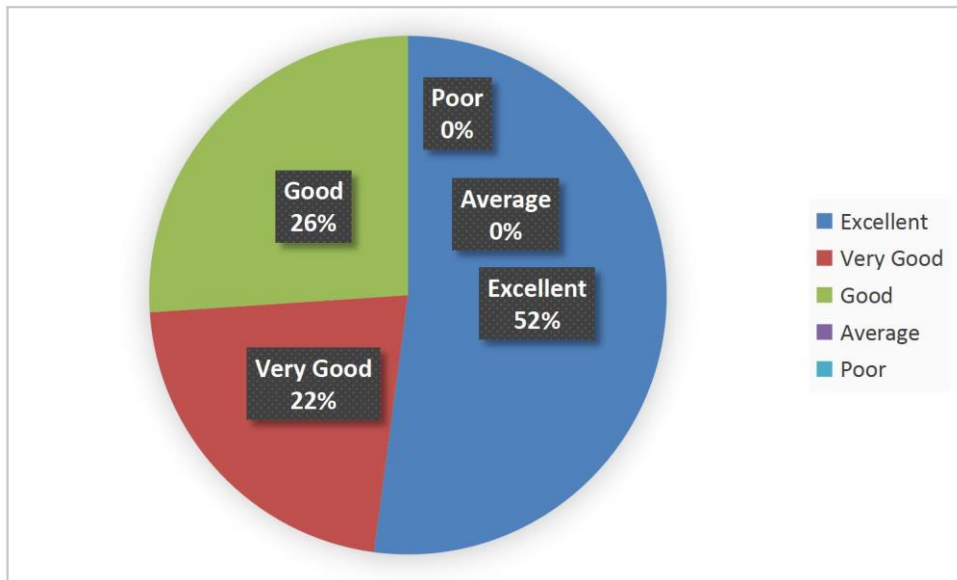
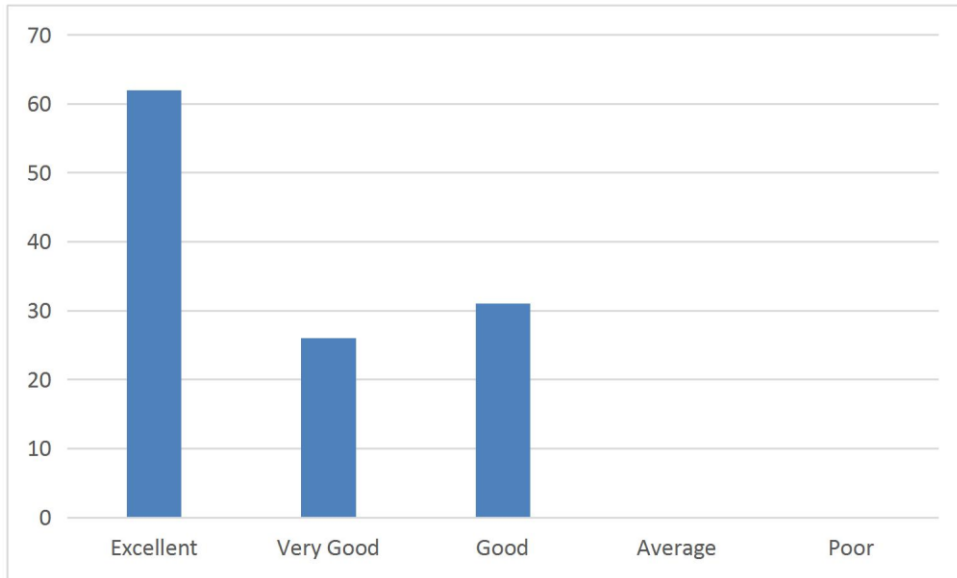


TEACHER FEEDBACK QUESTIONNAIRE ON CURRICULUM 2014-15

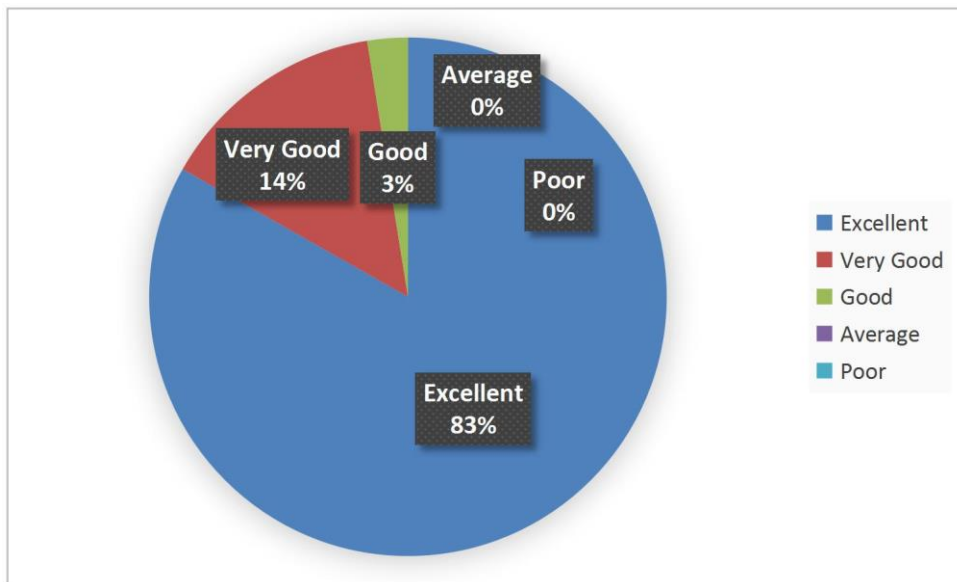
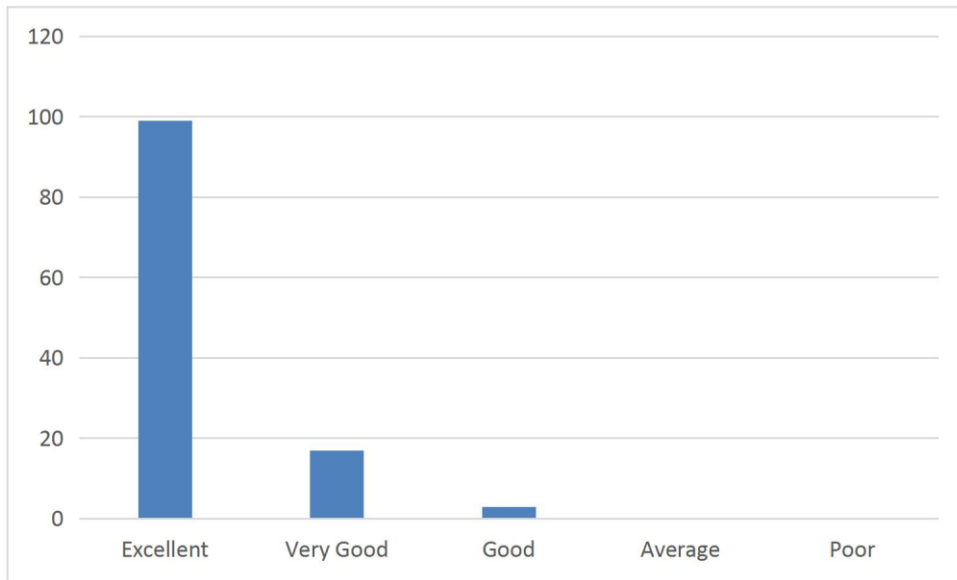
S.No.	ARTS	Excellent	Very Good	Good	Average	Poor	Total
1	Course Content is Relevant and Need Based	62	26	31	0	0	119
2	Course Outcomes are well defined and clear to staff and students	99	17	3	0	0	119
3	Course Content has enough scope for development of analytical, logical, technical and creative skills to the students	80	24	15	0	0	119
4	Course activities (Internships/Field Visit/ Guest Lectures/ Assignments/Seminars/Others) are relevant for development of various skills for employment and self-employment	111	7	1	0	0	119
5	The course/syllabus has good balance between theory and lab work	102	17	0	0	0	119
6	Courses motivate students to use various resources that are available in the college and outside for their effective learning	82	29	8	0	0	119
7	The curriculum design Teaching-Learning-Assessment and Examination are effectively carried out on time	78	30	11	0	0	119
8	The assessment and evaluation system objectively measures the graduation outcome.	65	29	23	2	0	119
9	The curriculum contains a wide range of courses under choice based credit system	107	11	1	0	0	119
10	The college has enough relevant resources which are updated regularly for teaching learning purposes	110	9	0	0	0	119
11	The academic freedom and opportunity that are available for curriculum development, administration and evaluation in the college is	81	33	5	0	0	119
12	The opportunity available out of the course/syllabus for the enhancement of my knowledge and perspective in the discipline is	91	24	4	0	0	119

Arts

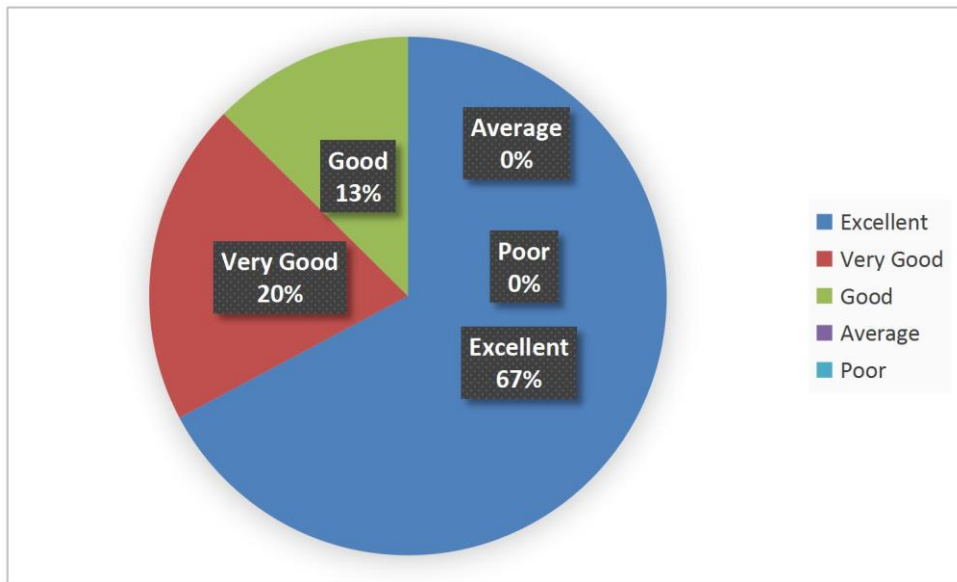
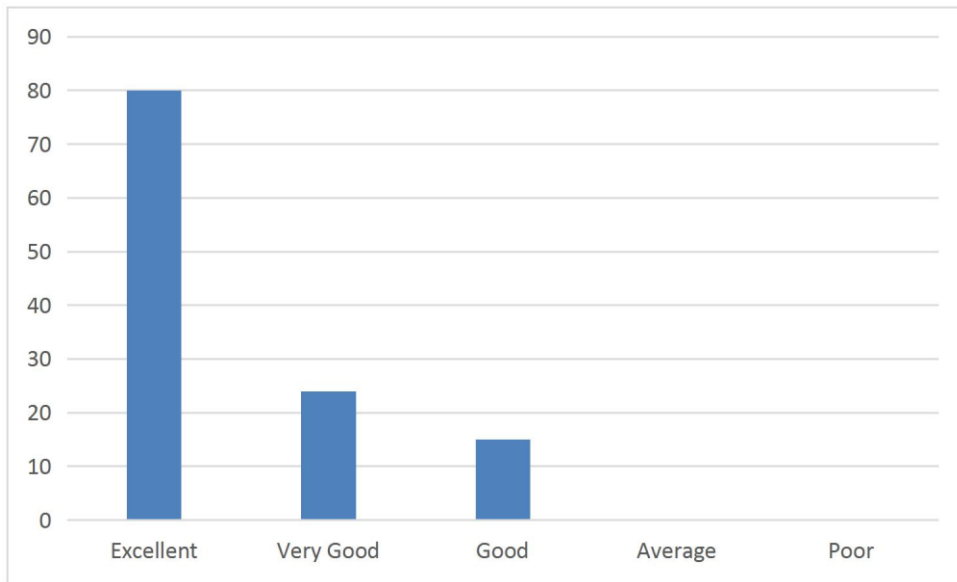
1. Course Content is Relevant and Need Based



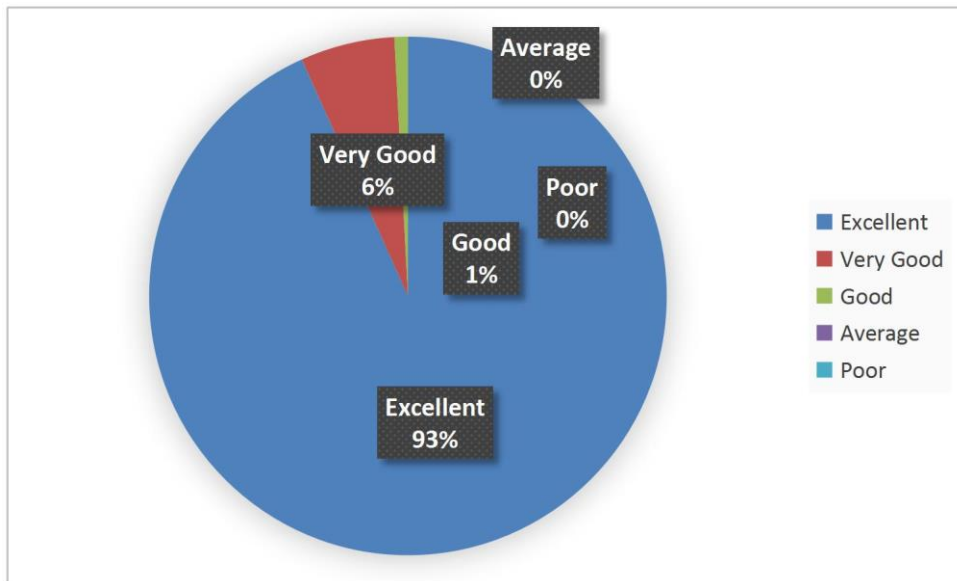
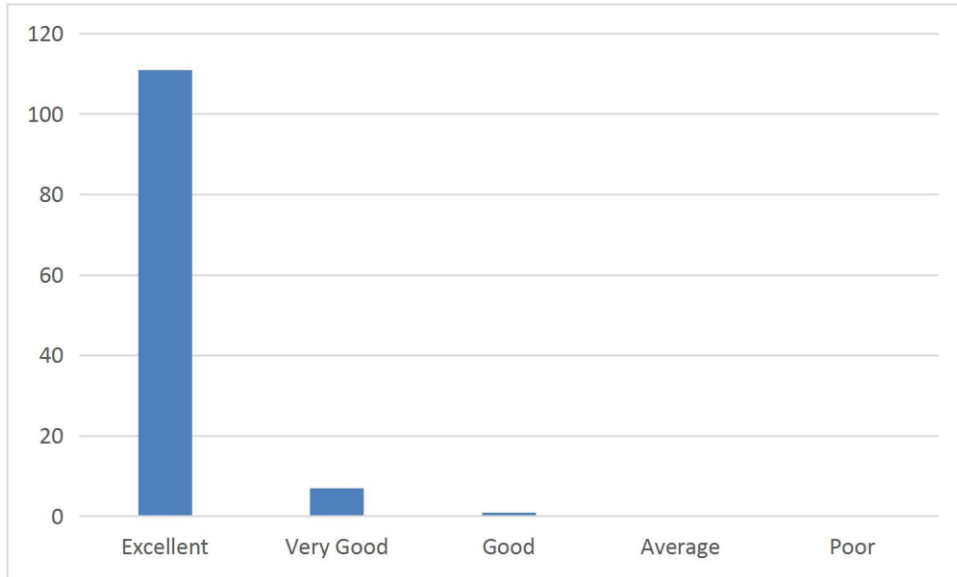
2. Course Outcomes are well defined and clear to staff and students



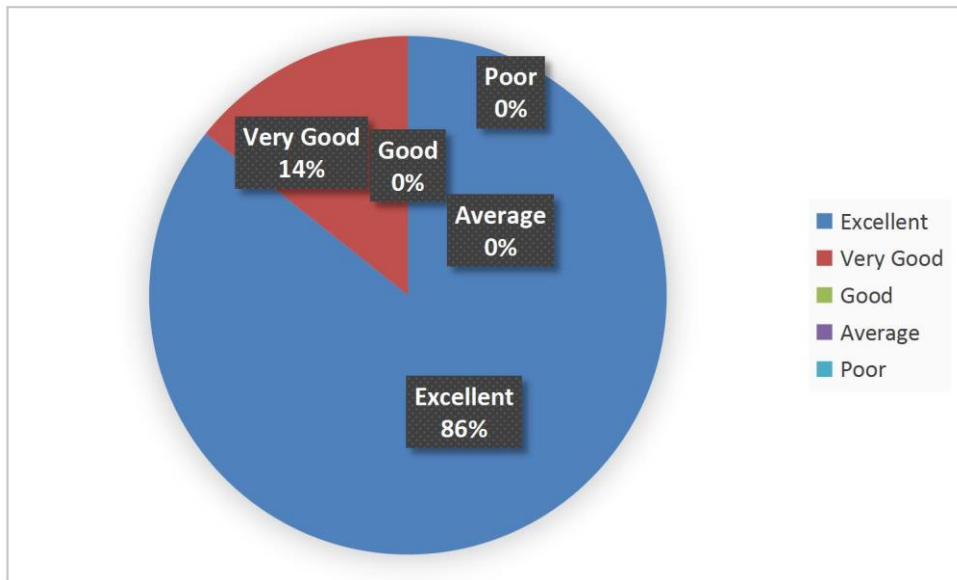
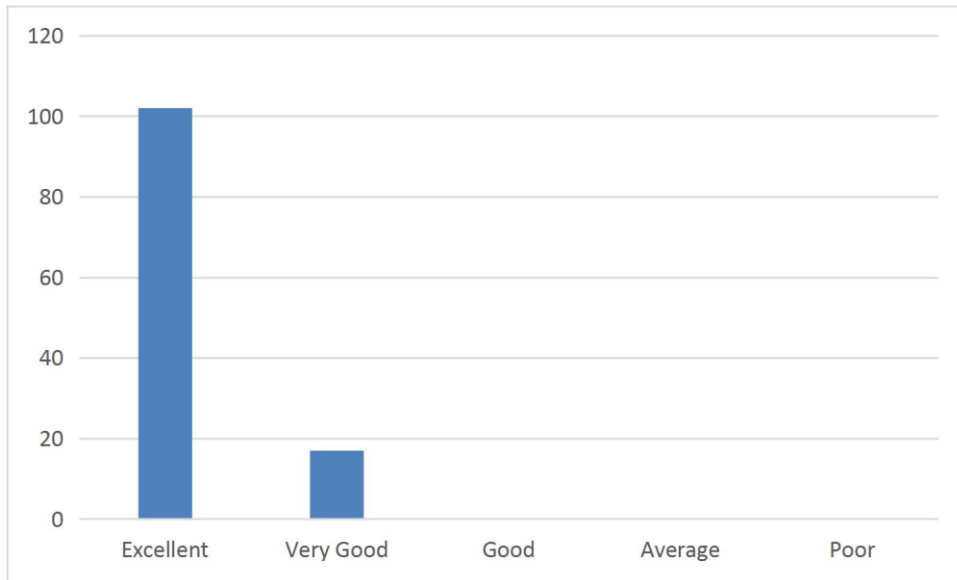
3. Course Content has enough scope for development of analytical, logical, technical and creative skills to the students



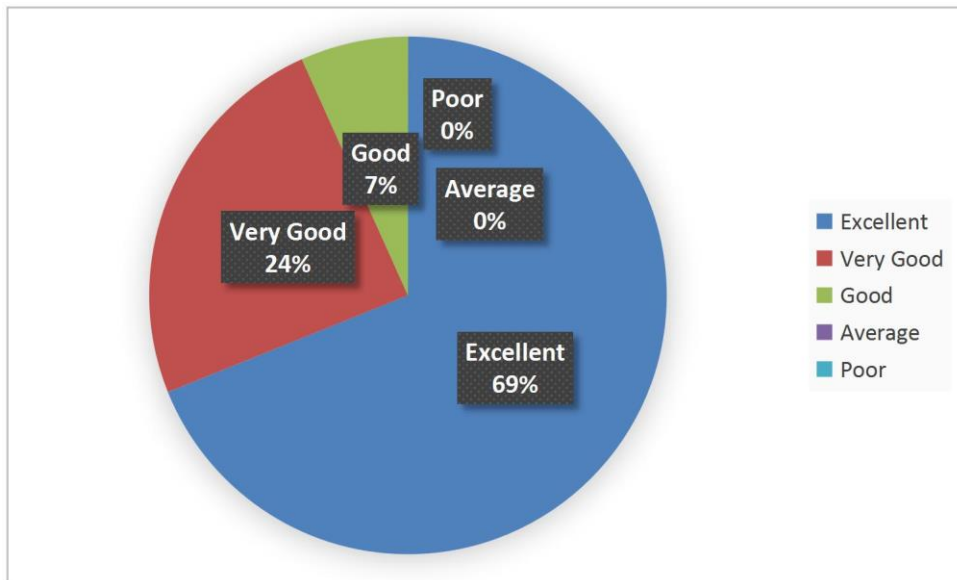
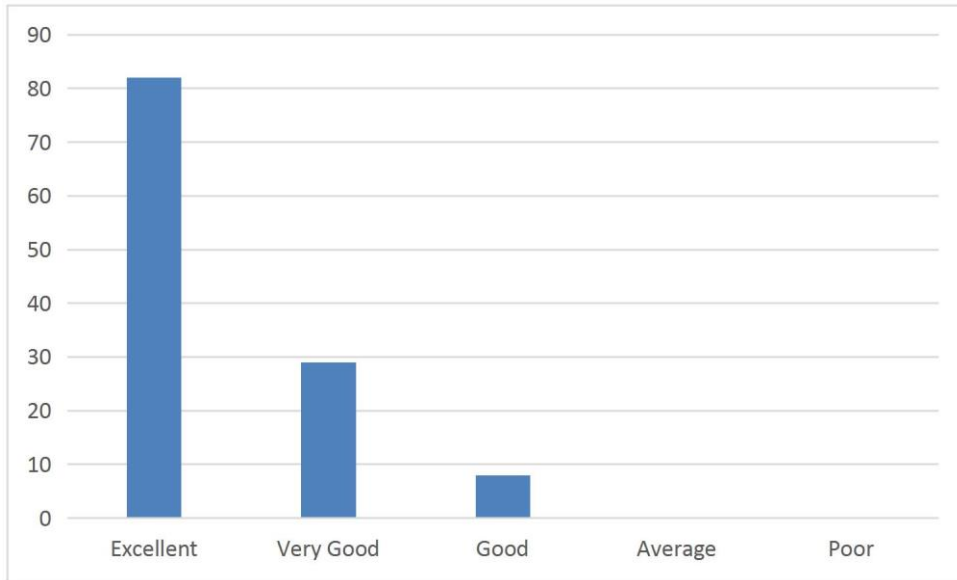
4. Course activities (Internships / Field Visit/ Guest Lectures/ Assignments/Seminars/Others) are relevant for development of various skills for employment and self-employment



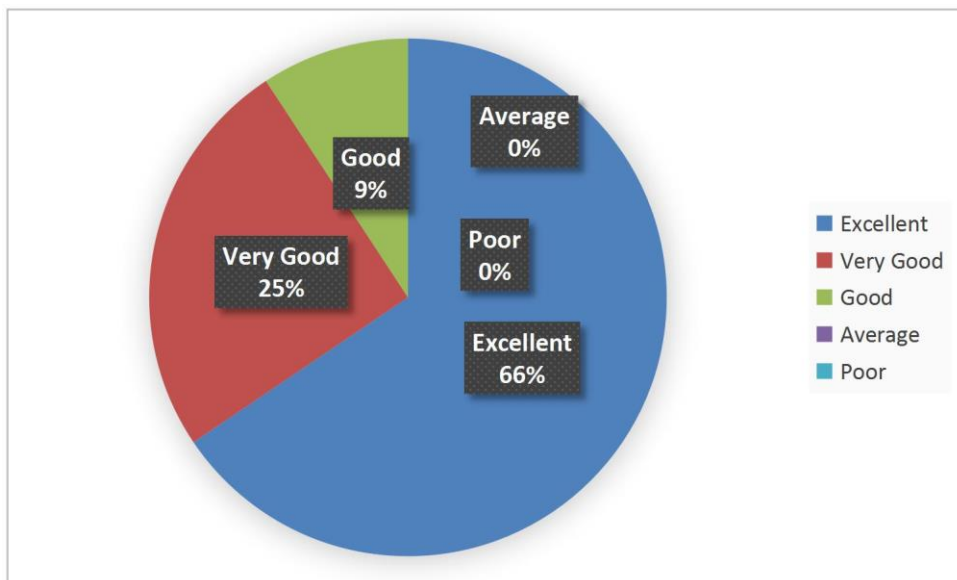
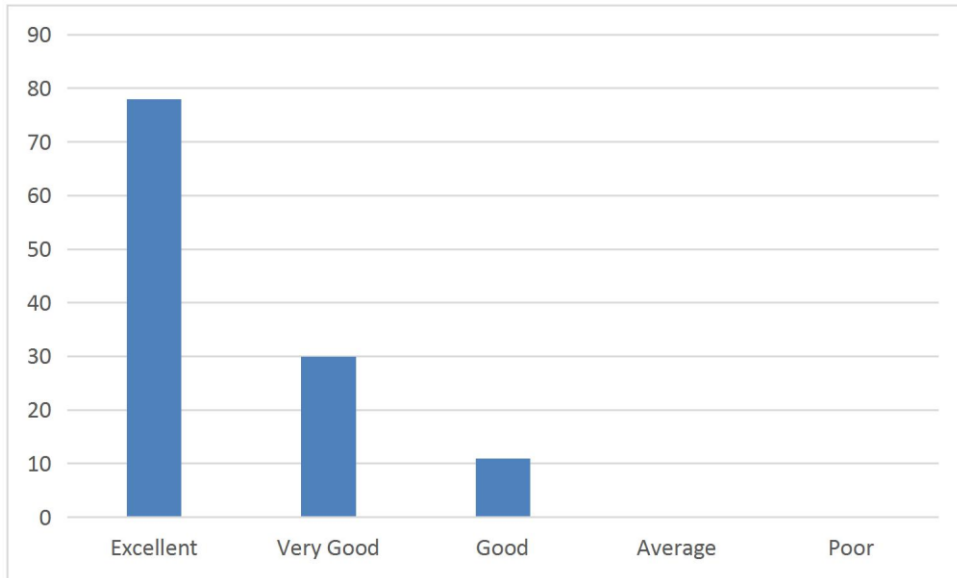
5. The course/syllabus has good balance between theory and lab work



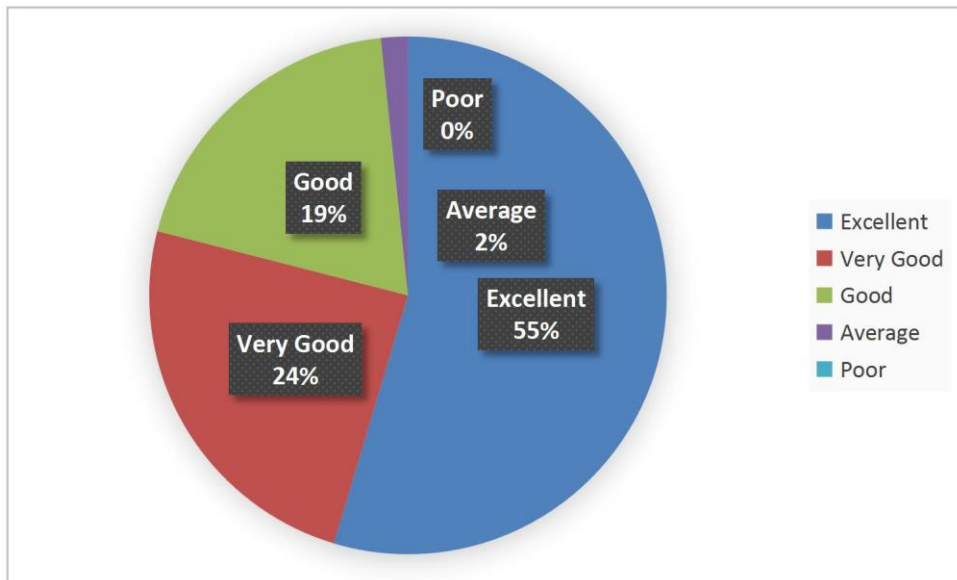
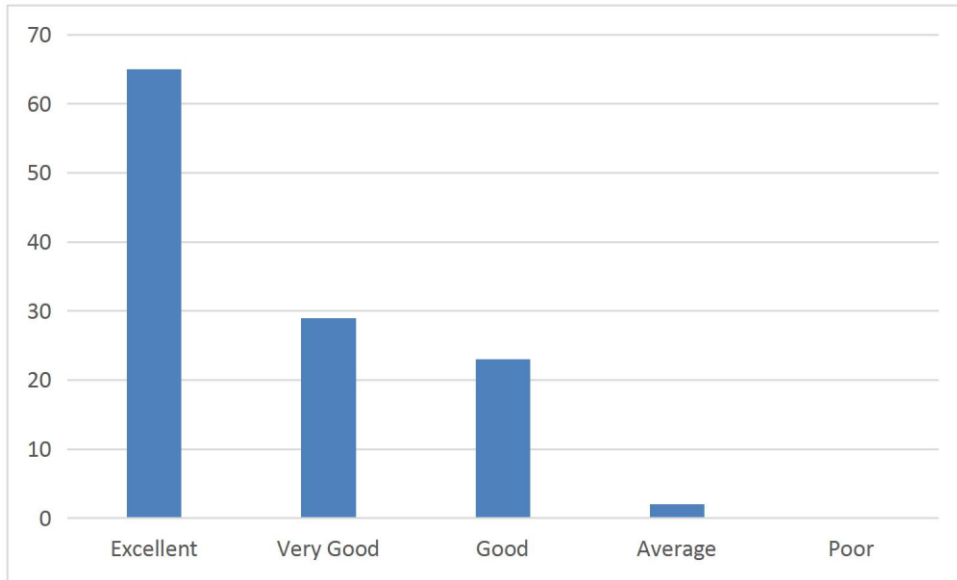
6. Courses motivate students to use various resources that are available in the college and outside for their effective learning



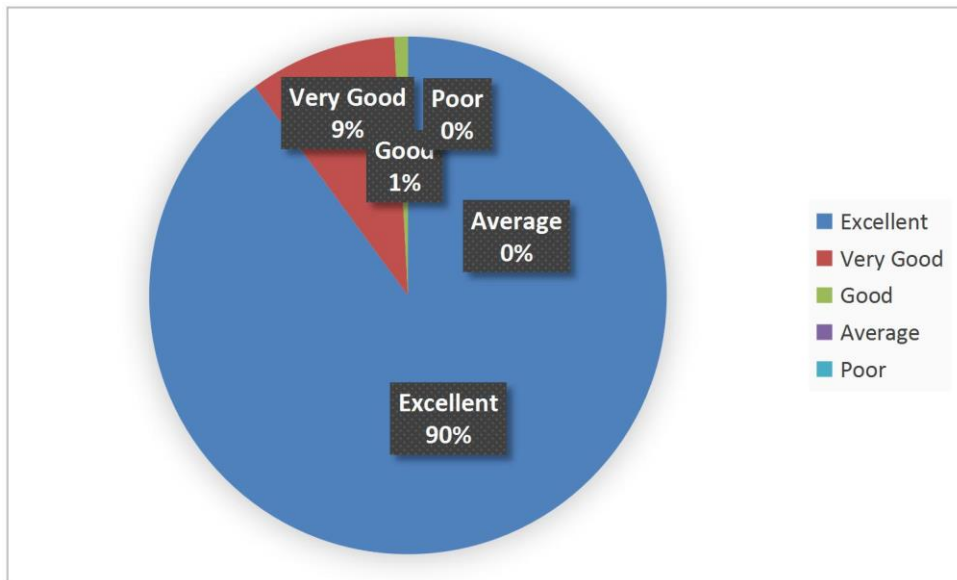
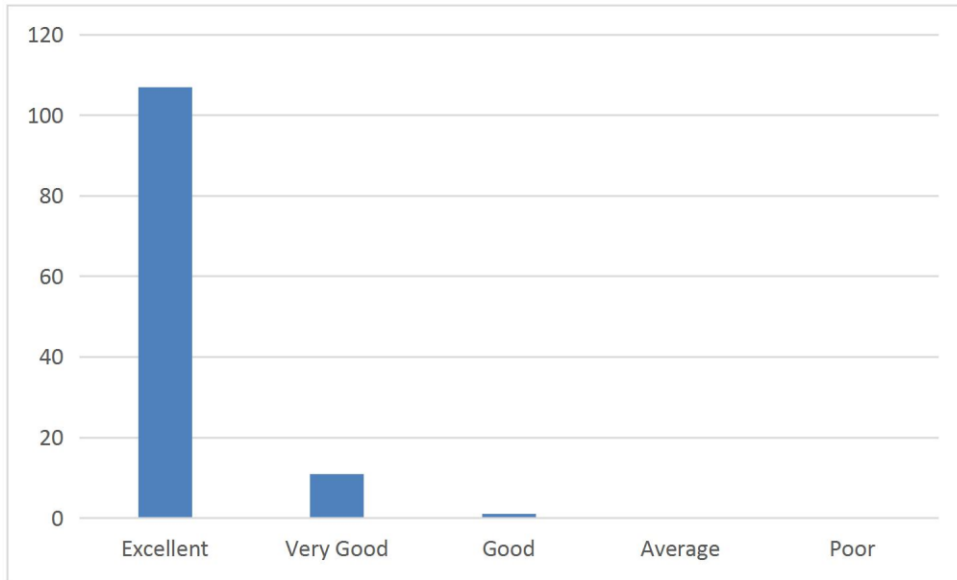
7. The curriculum design Teaching-Learning-Assessment and Examination are effectively carried out on time



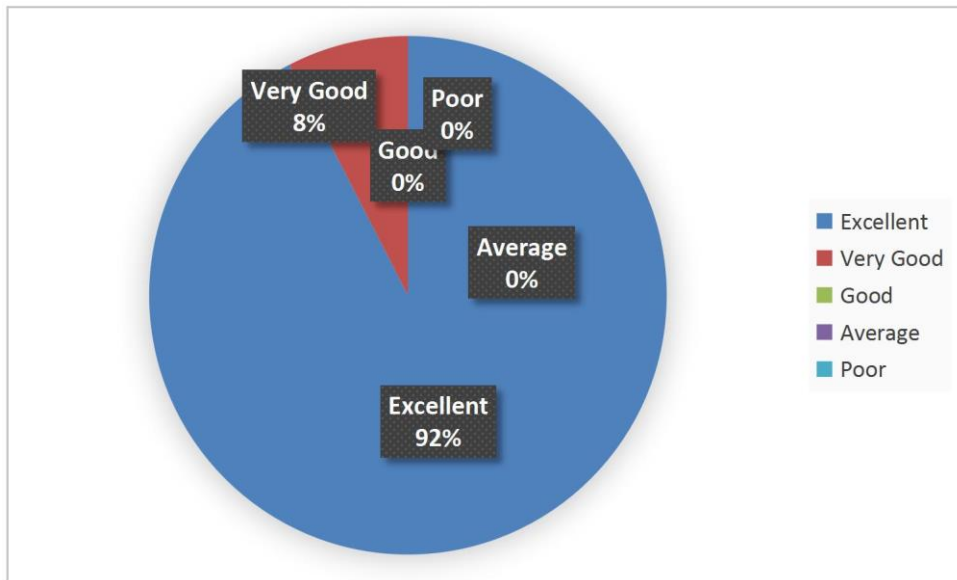
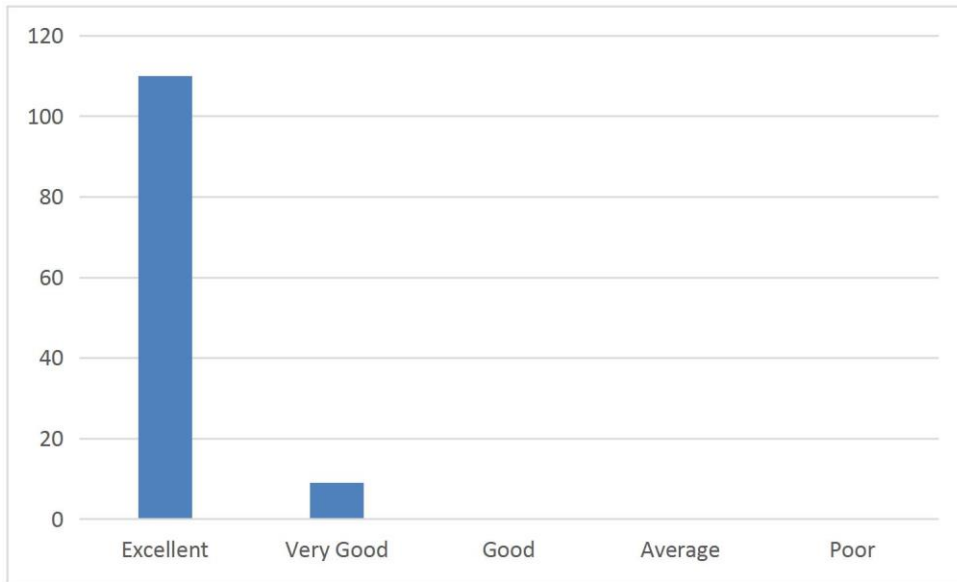
8. The assessment and evaluation system objectively measures the graduation outcome.



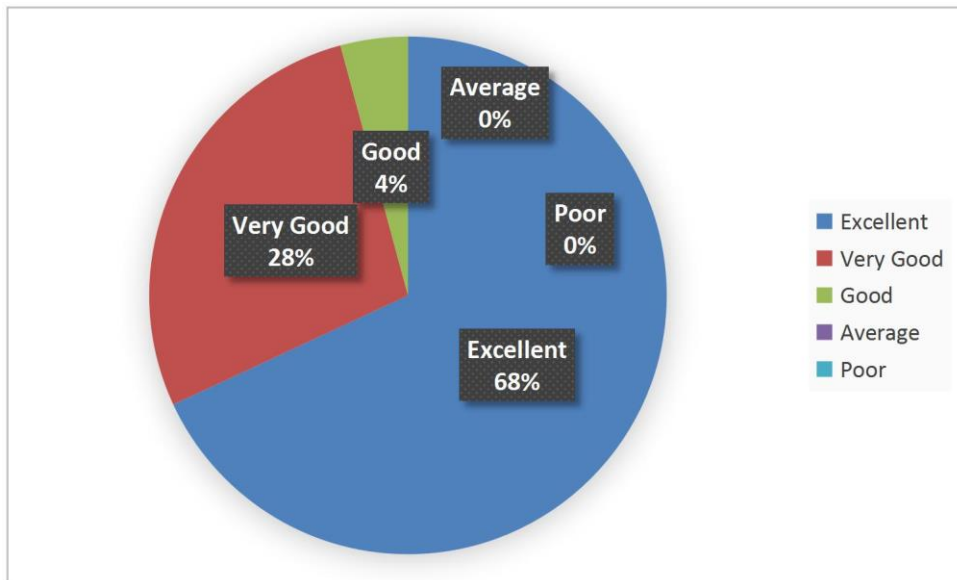
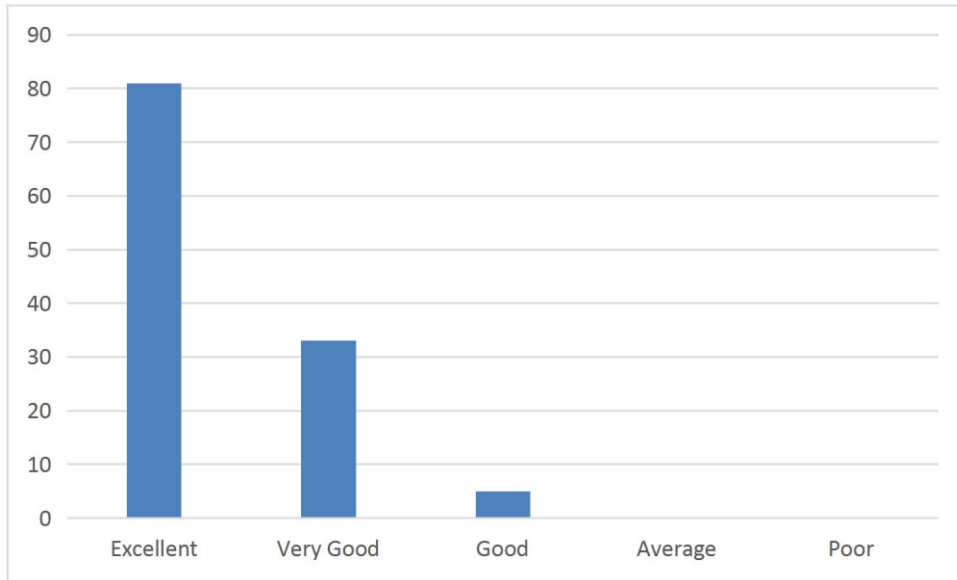
9. The curriculum contains a wide range of courses under choice based credit system



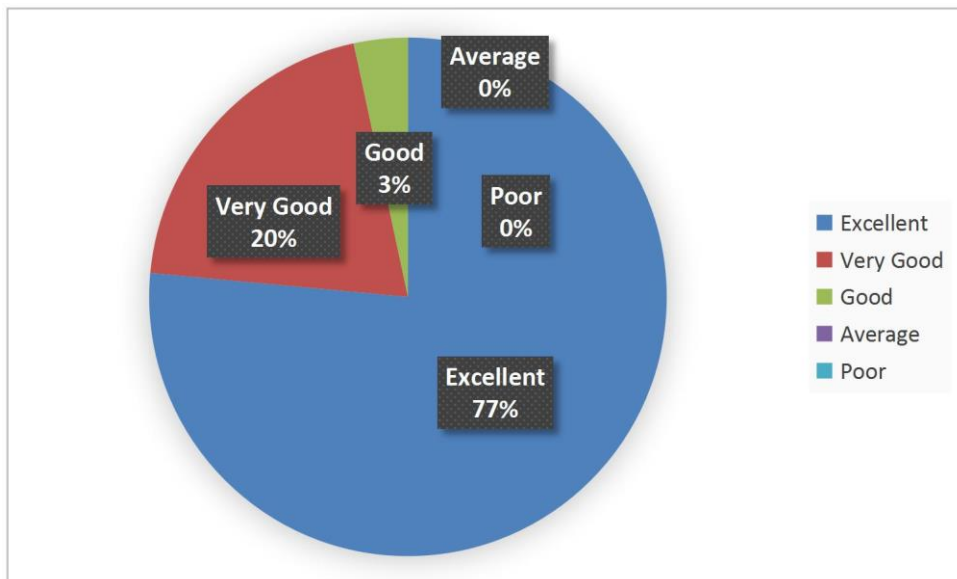
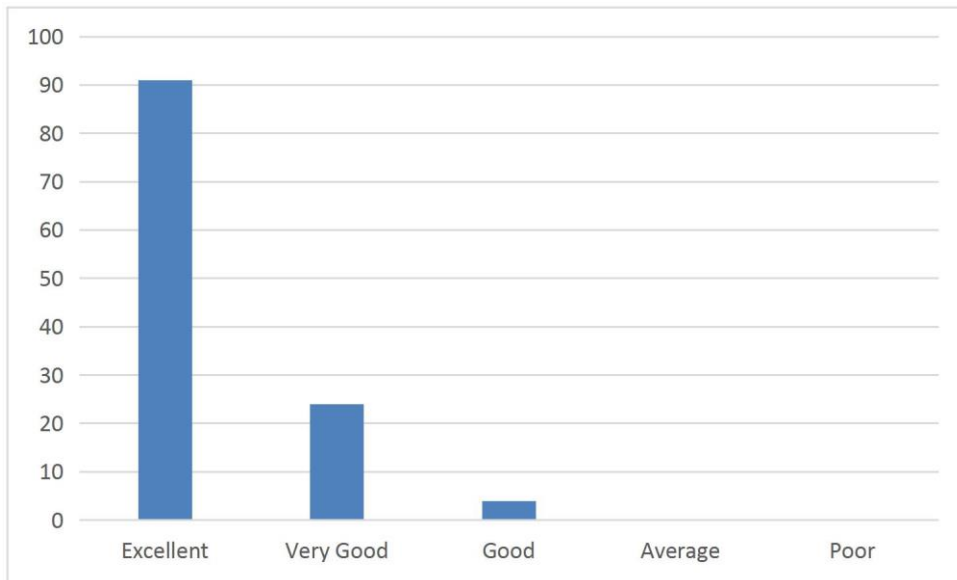
10. The college has enough relevant resources which are updated regularly for teaching learning purposes



11. The academic freedom and opportunity that are available for curriculum development, administration and evaluation in the college is:



12. The opportunity available out of the course/syllabus for the enhancement of my knowledge and perspective in the discipline is:



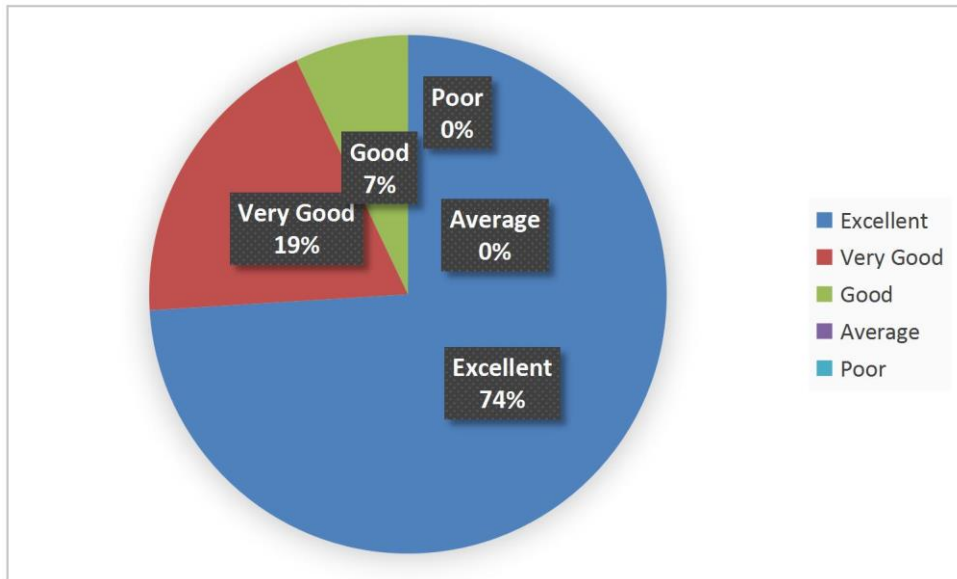
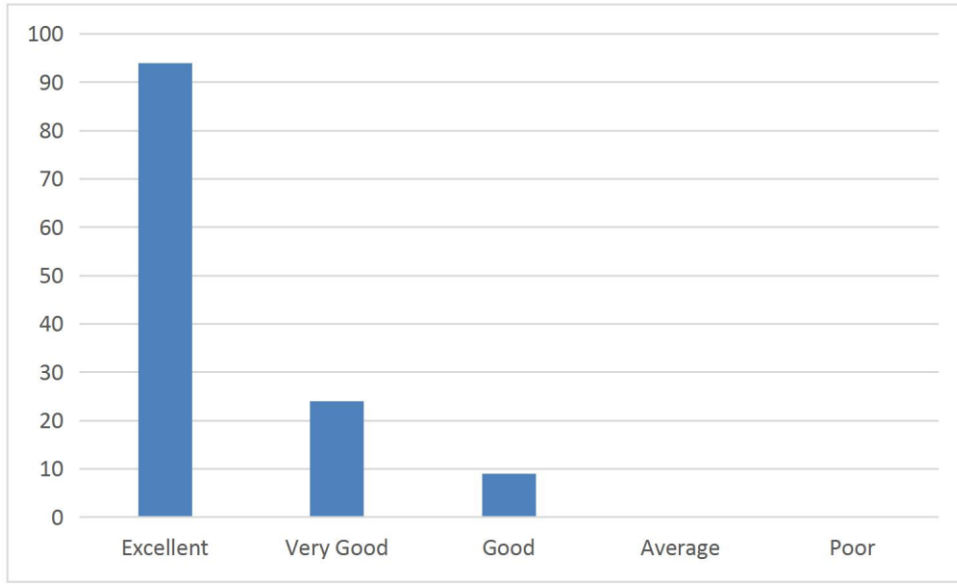


TEACHER FEEDBACK QUESTIONNAIRE ON CURRICULUM 2014-15

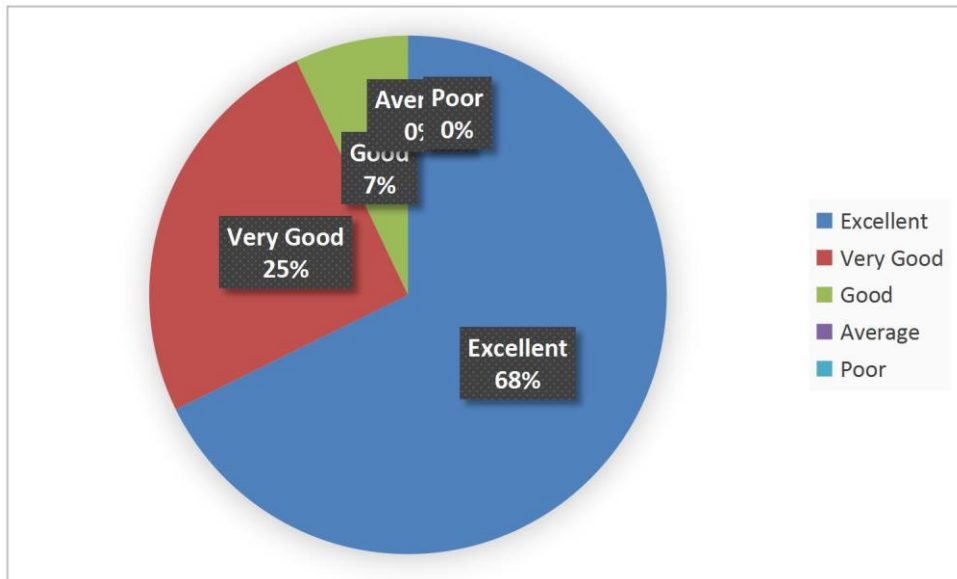
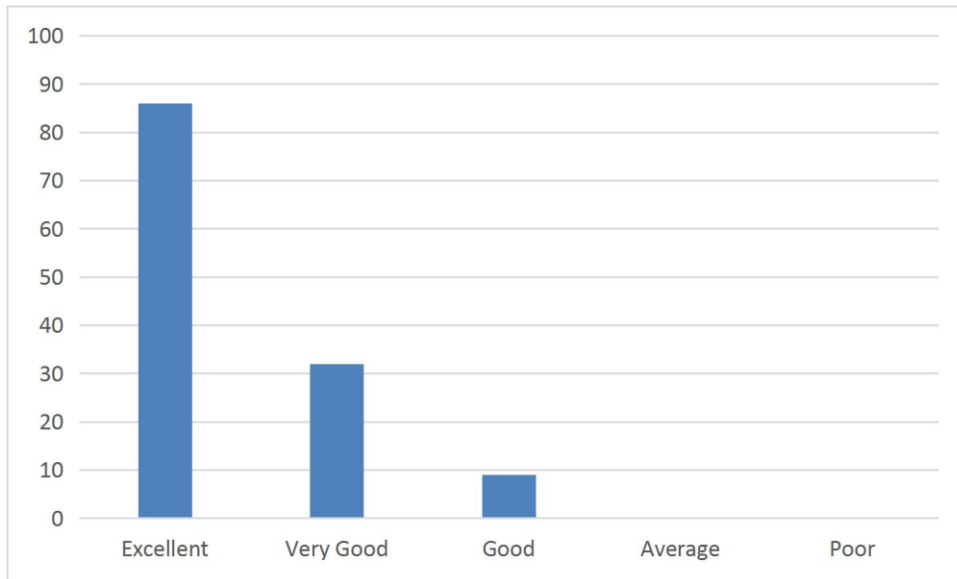
S.No.	Science	Excellent	Very Good	Good	Average	Poor	Total
1	Course Content is Relevant and Need Based	94	24	9	0	0	127
2	Course objectives are well defined and clear to staff and students	86	32	9	0	0	127
3	Course Content has enough scope for development of analytical, logical, technical and creative skills to the students	95	3	29	0	0	127
4	Course activities (Internships / Field Visit/ Guest Lectures/ Assignments/Seminars/Others) are relevant for development of various skills for employment and self-employment	87	31	7	2	0	127
5	The course/syllabus has good balance between theory and lab work	78	28	21	0	0	127
6	Courses motivate students to use various resources that are available in the college and outside for their effective learning	89	18	19	1	0	127
7	The curriculum design Teaching-Learning-Assessment and Examination are effectively carried out on time	105	22	0	0	0	127
8	The assessment and evaluation system objectively measures the graduation outcome.	61	31	35	0	0	127
9	The curriculum contains a wide range of courses under choice based credit system	109	11	7	0	0	127
10	The college has enough relevant resources which are updated regularly for teaching learning purposes	107	14	5	1	0	127
11	The academic freedom and opportunity that are available for curriculum development, administration and evaluation in the college is:	112	8	5	2	0	127
12	The opportunity available out of the course/syllabus for the enhancement of my knowledge and perspective in the discipline is:	108	16	3	0	0	127
		1131	238	149	6	0	1524

Science

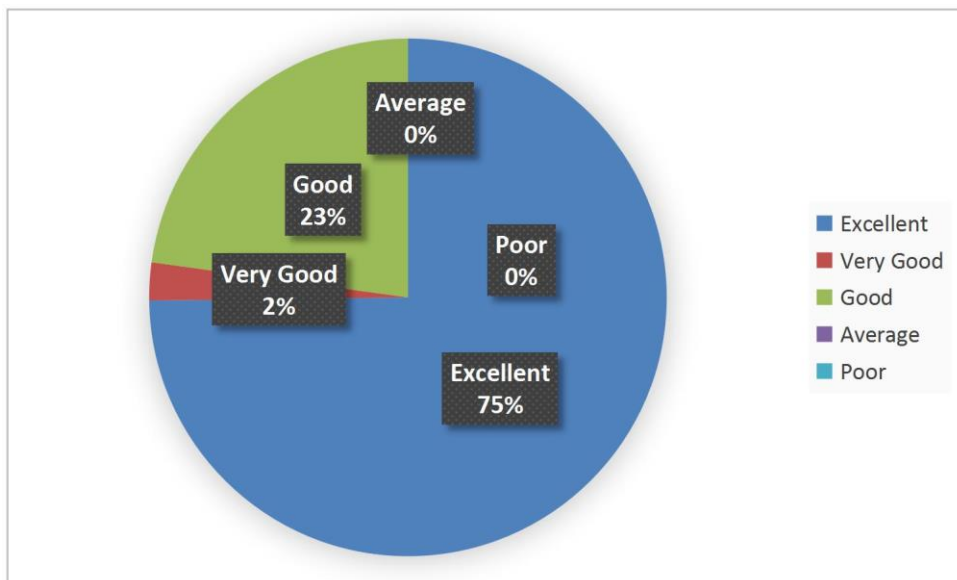
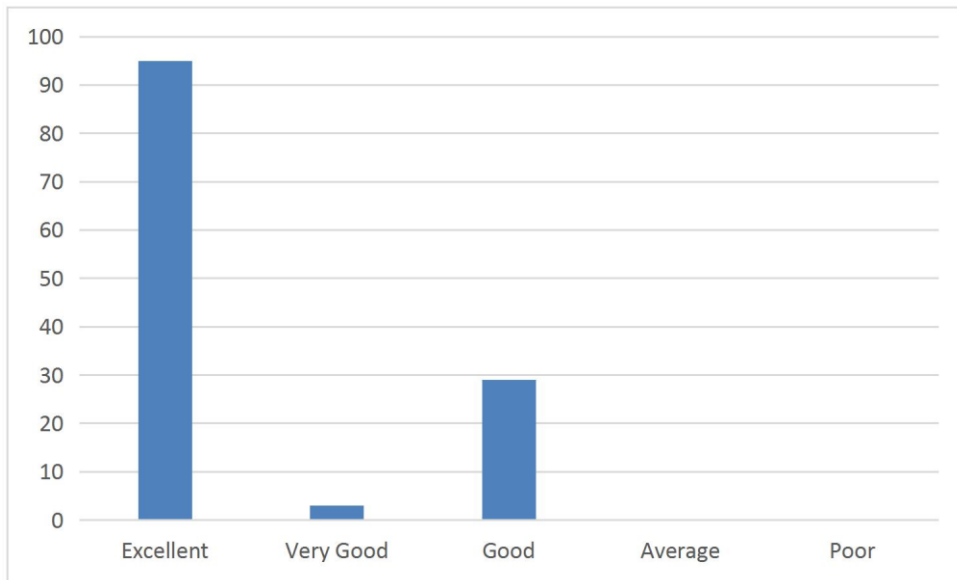
1. Course Content is Relevant and Need Based



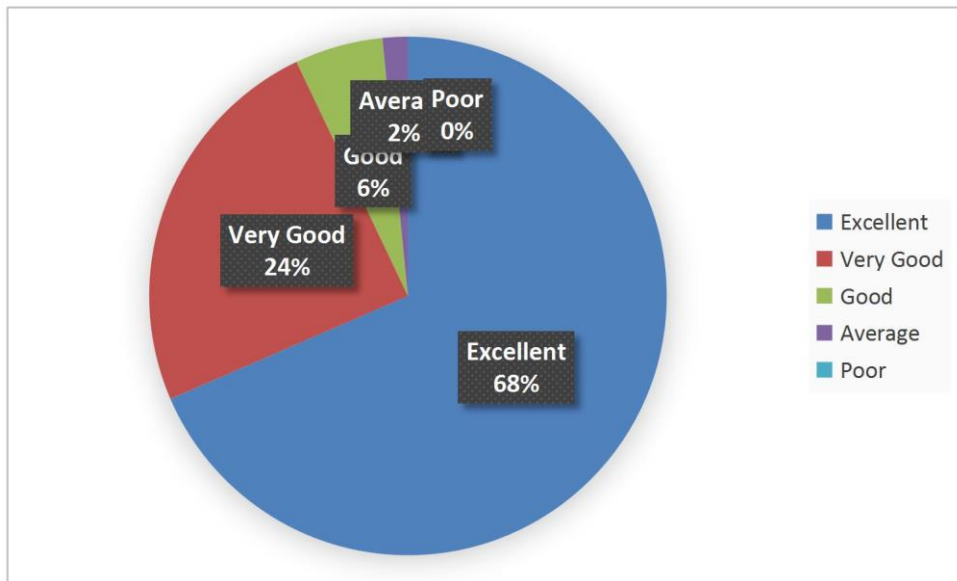
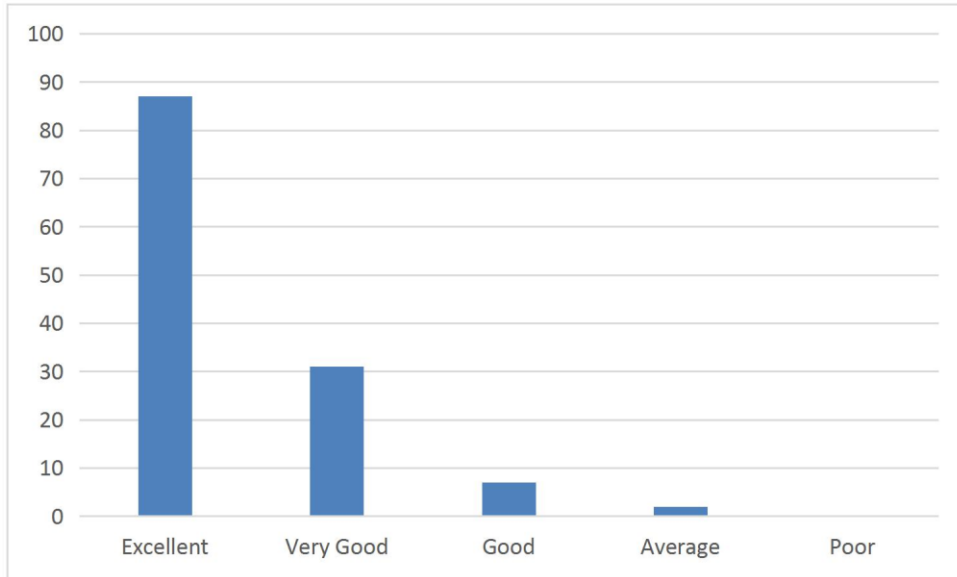
2. Course objectives are well defined and clear to staff and students



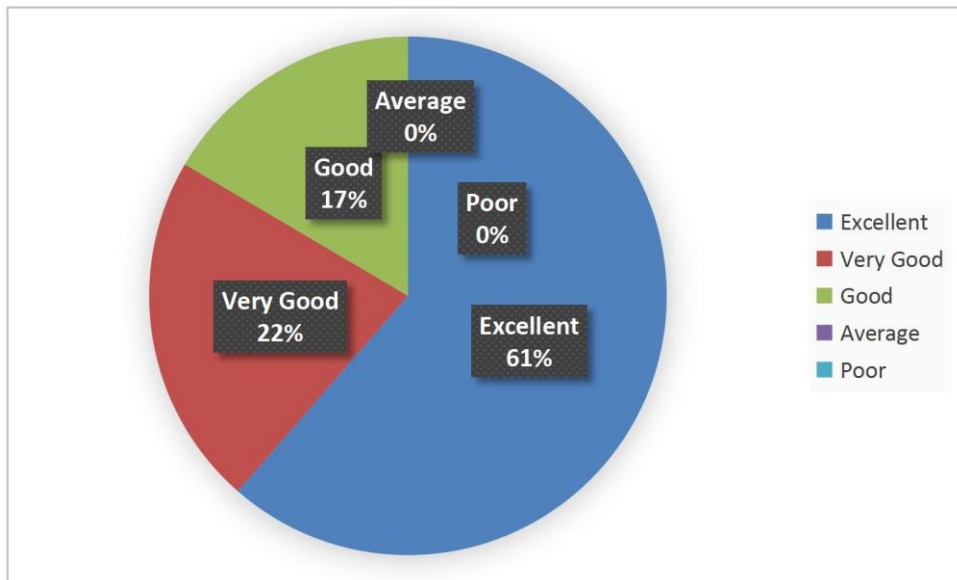
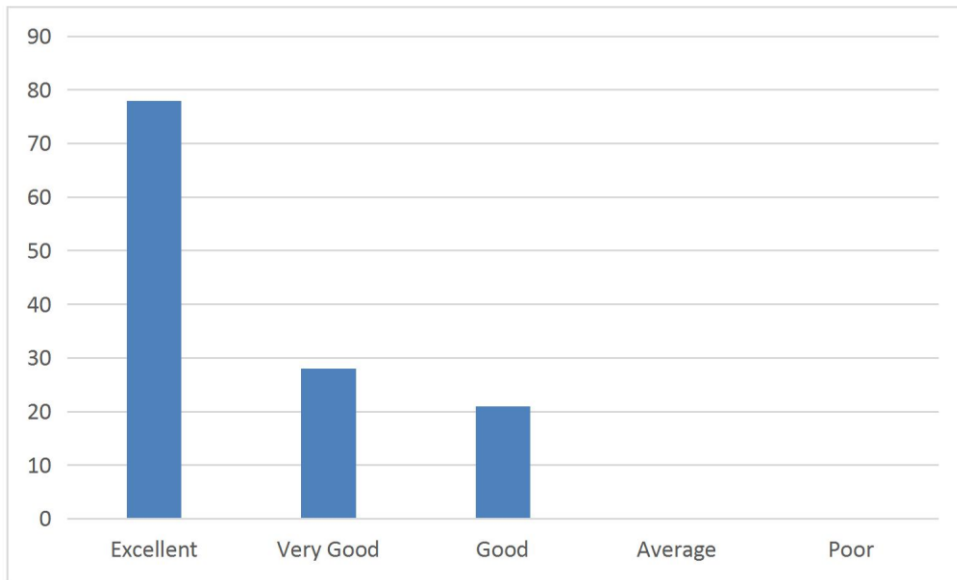
3. Course Content has enough scope for development of analytical, logical, technical and creative skills to the students



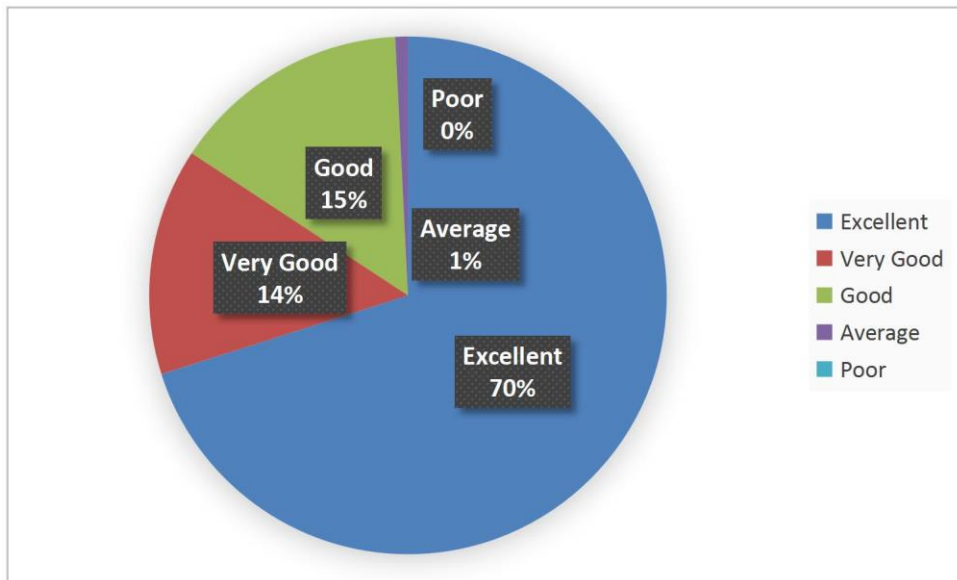
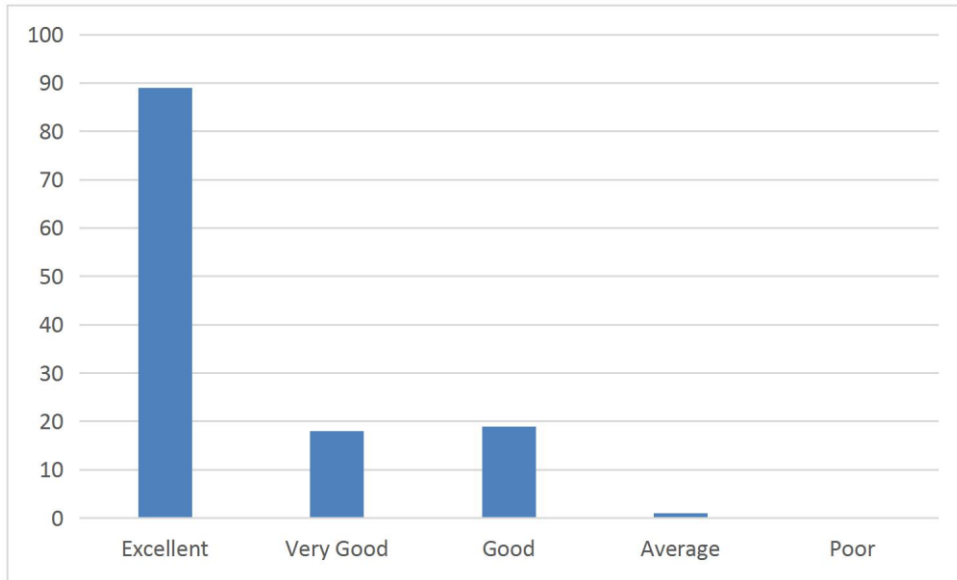
4. Course activities (Internships / Field Visit/ Guest Lectures/ Assignments/Seminars/Others) are relevant for development of various skills for employment and self-employment



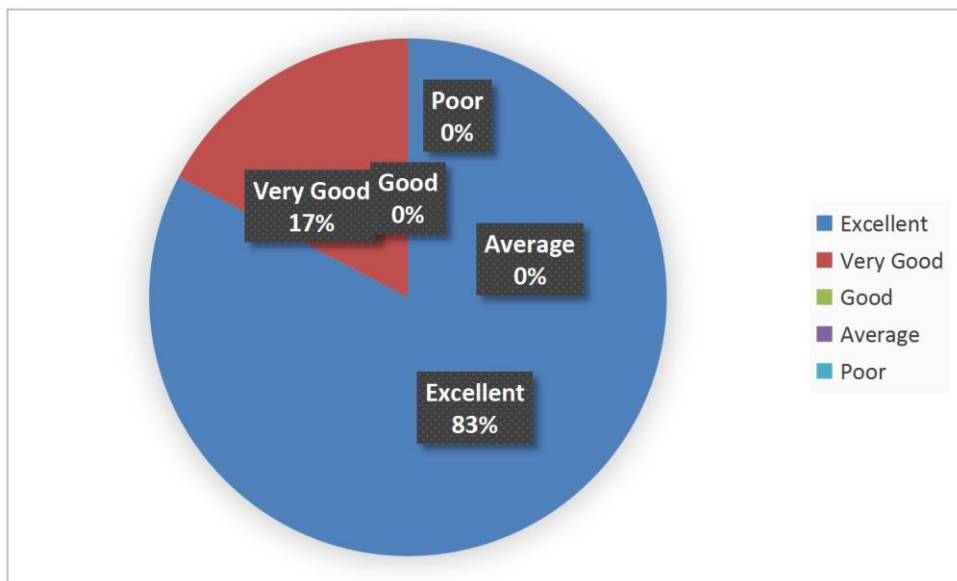
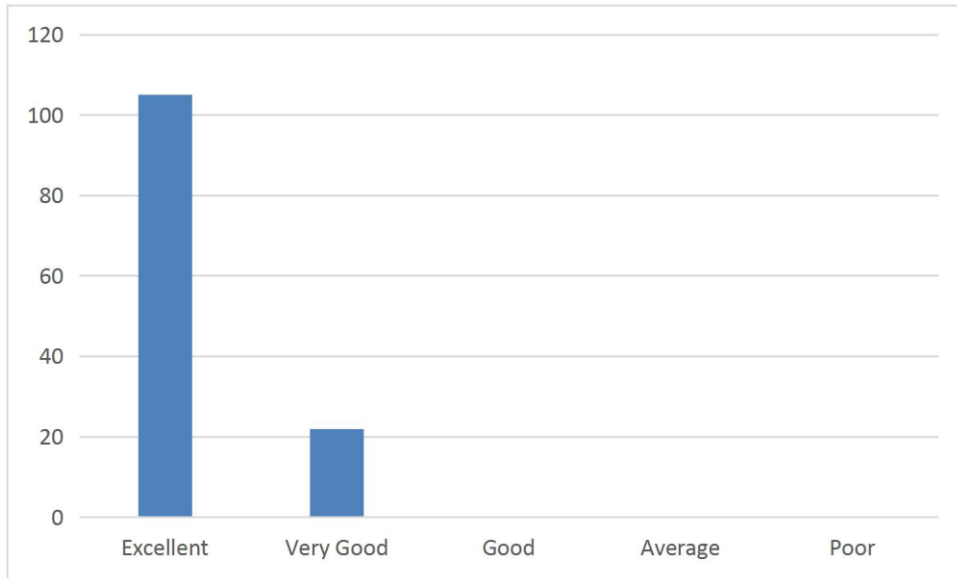
5. The course/syllabus has good balance between theory and lab work



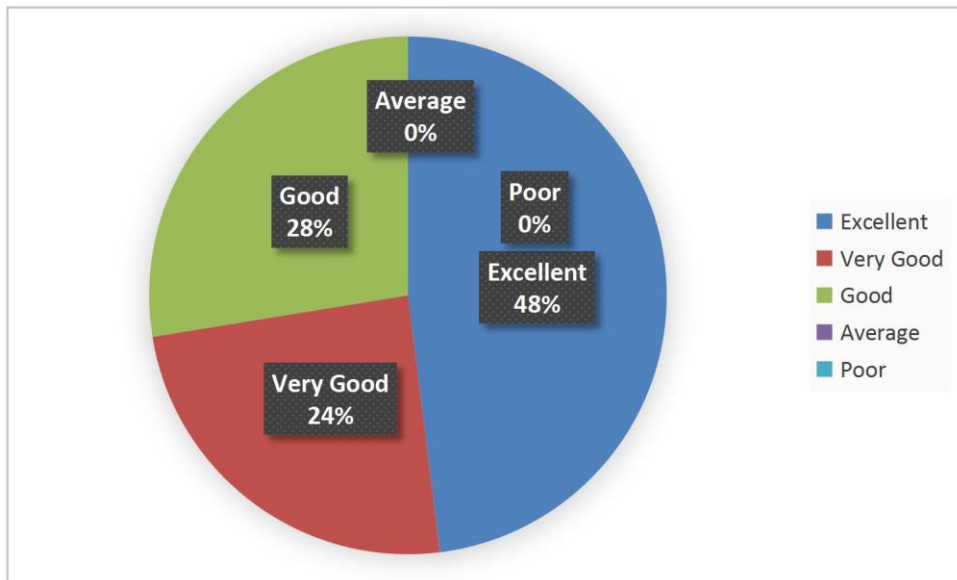
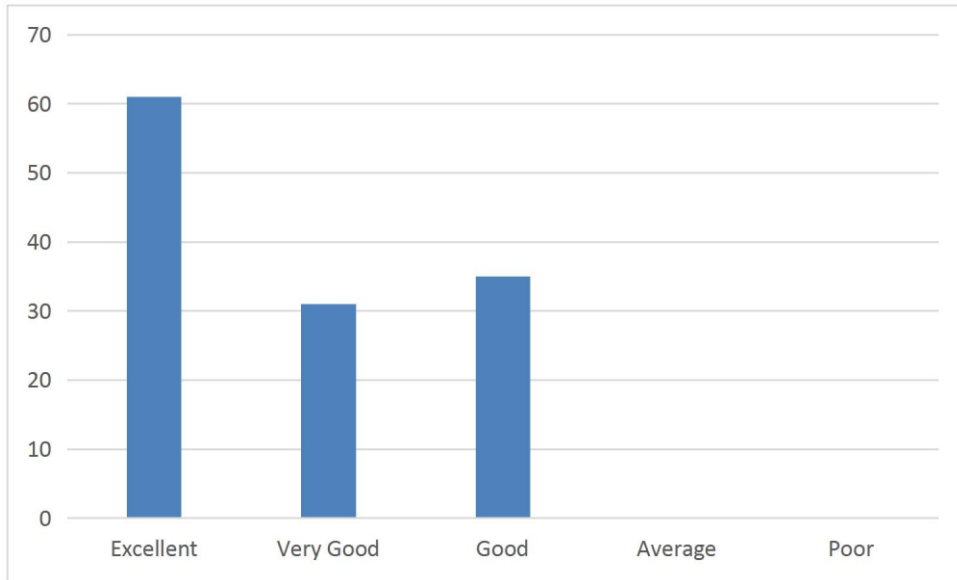
6. Courses motivate students to use various resources that are available in the college and outside for their effective learning



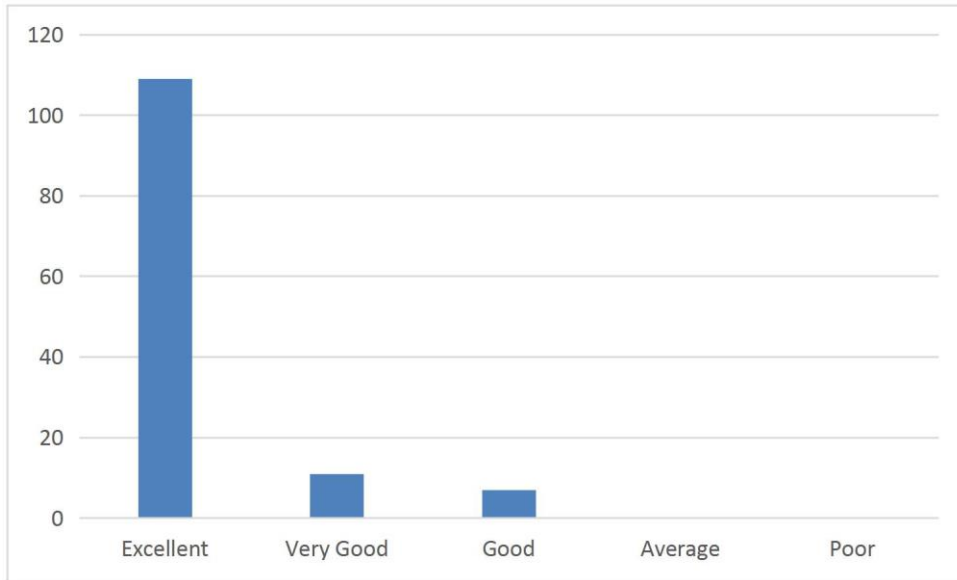
7. The curriculum design Teaching-Learning-Assessment and Examination are effectively carried out on time



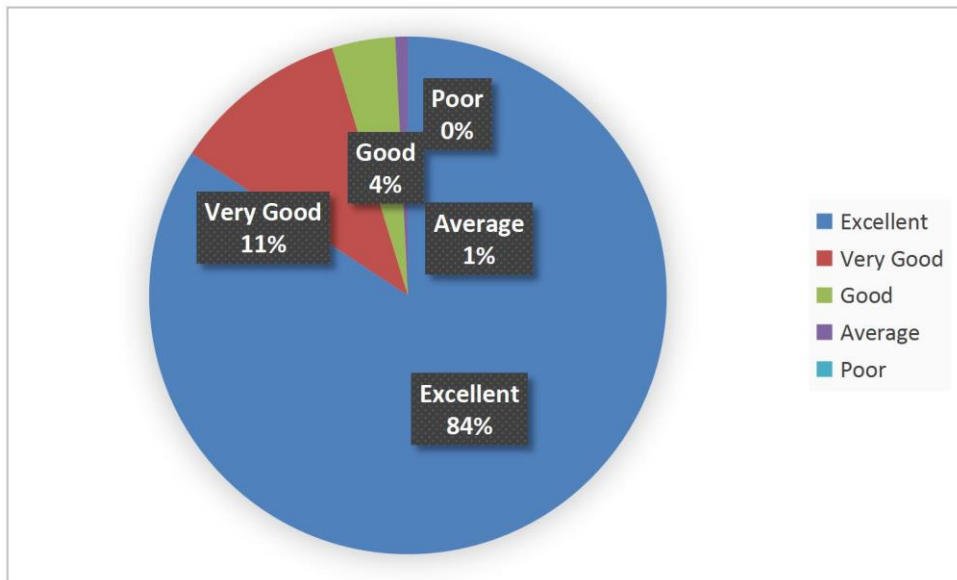
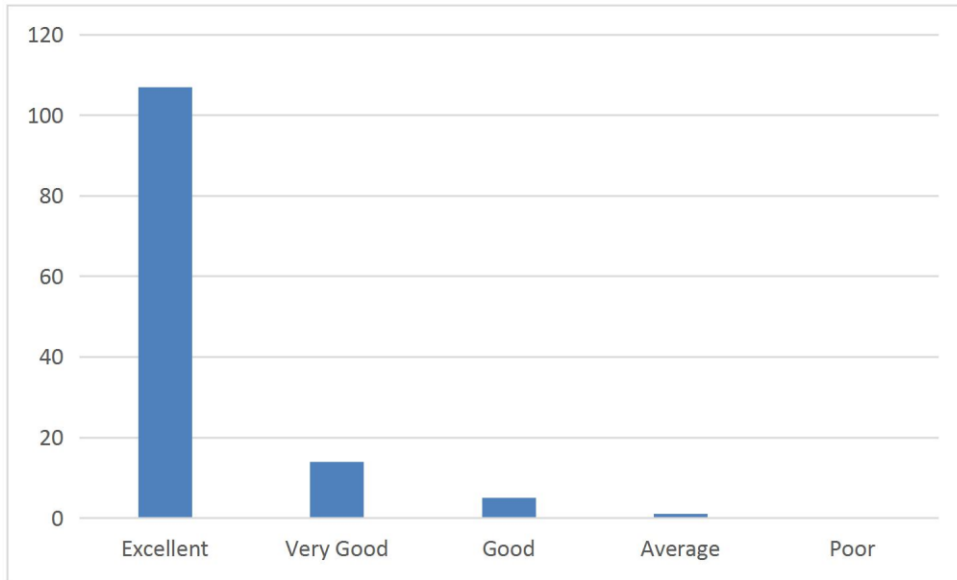
8. The assessment and evaluation system objectively measures the graduation outcome.



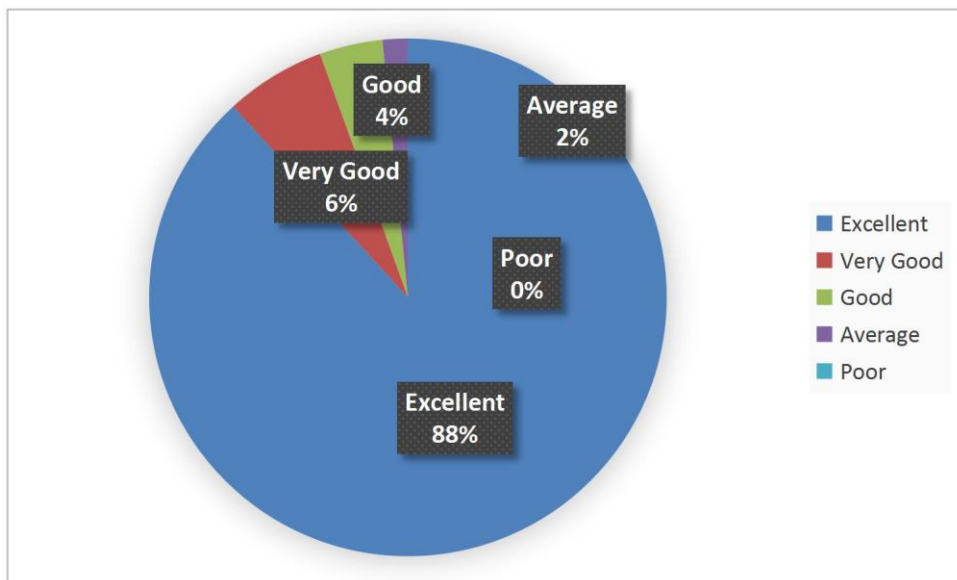
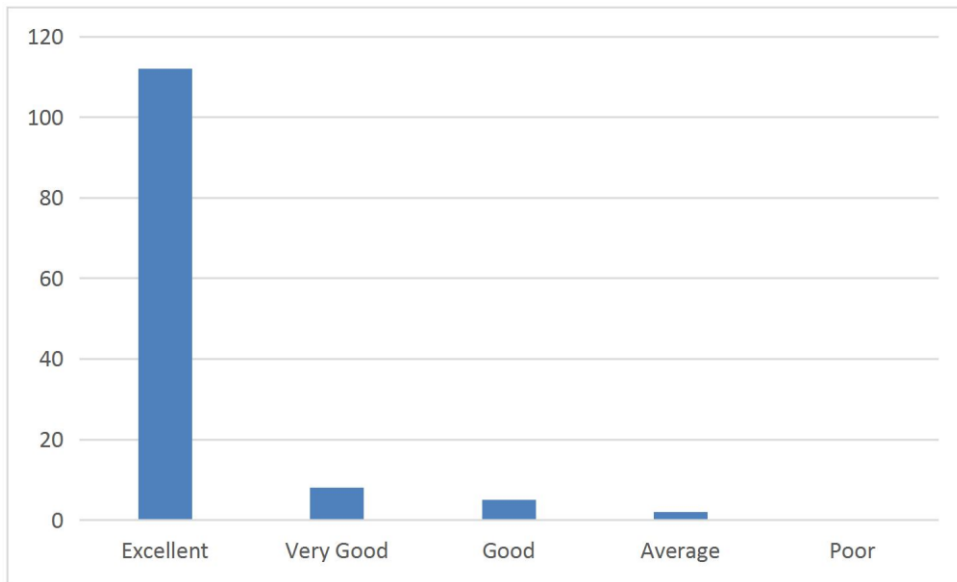
9. The curriculum contains a wide range of courses under choice based credit system



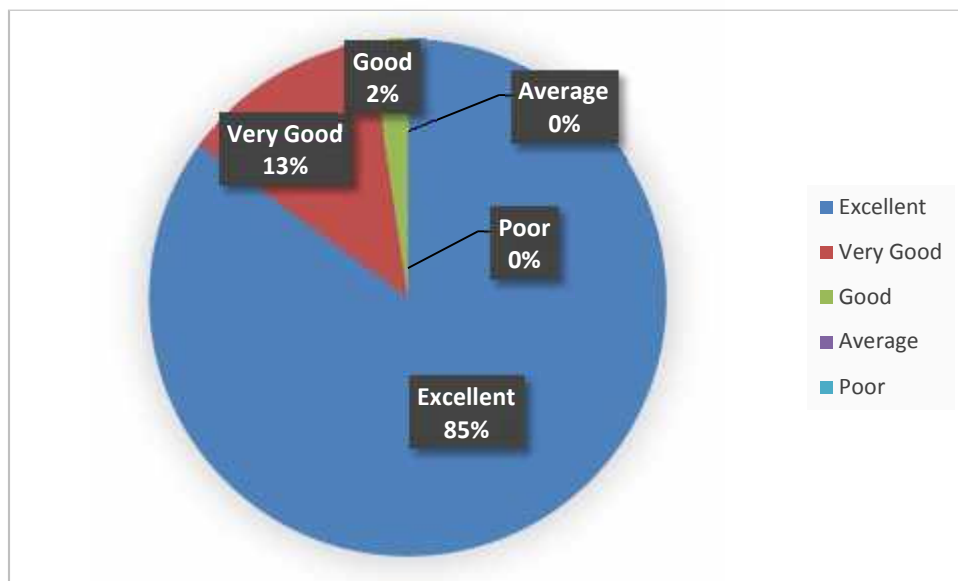
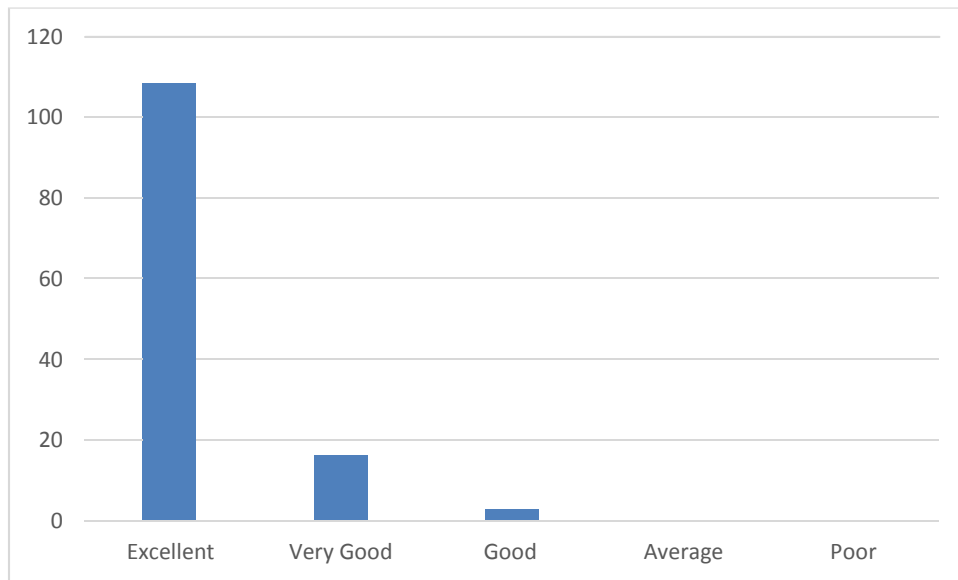
10. The college has enough relevant resources which are updated regularly for teaching learning purposes



11. The academic freedom and opportunity that are available for curriculum development, administration and evaluation in the college is:



12. The opportunity available out of the course/syllabus for the enhancement of my knowledge and perspective in the discipline is:



Commerce

100% of the faculty members who participated in the conduct of feedback confidently expressed that the course content was relevant and need-based and that the syllabuses were well-designed with utmost clarity. They also expressed that course activities like the internship, projects, seminar presentations, etc., are relevant for the development of various skills for employment and self-employment. 79% of the commerce faculty expressed that the academic freedom and opportunity that are available for curriculum development, administration and evaluation in the college is 'excellent' and the remaining 21% of the faculty noted that it was 'good'.

Arts

All the 119 (100%) of the faculty members confidently expressed that the course content was relevant and need-based and that the syllabuses were well-designed with utmost clarity. 98% of the faculty expressed that the course activities like the internship, projects, seminar presentations, etc., were relevant for the development of various skills for employment and self-employment and the remaining 2% recorded 'very good'. 70% of the Arts faculty expressed that the academic freedom and opportunity that are available for curriculum development, administration and evaluation in the college was 'excellent' and the remaining 27.7% of the faculty noted that it was 'very good'.

Sciences

All the 127 (100%) of the science faculty members opined that the course content was relevant and need-based and that the syllabuses were framed well with greater clarity. 68.5% of the faculty expressed that the course activities like the internship, projects, seminar


presentations, etc., were relevant for the development of various skills for employment and self-employment whereas 24.4% recorded 'very good'. 88% of the Arts faculty expressed that the academic freedom and opportunity that are available for curriculum development, administration and evaluation in the college was 'excellent', whereas 1.5% of the faculty noted that it was 'average'.

Conclusion

The consolidated feedback report is shared at the HODs/Coordinators/Officials Meeting and also with the departments for further appropriate actions and decision makings.


Dr A. Xavier Mahimairaj
IQAC Coordinator

Loyola College, Chennai – 34


Rev. Dr G. Joseph Antony Samy, S.J.
Principal

Loyola College, Chennai – 34