



**INTERNAL QUALITY ASSURANCE CELL (IQAC)  
LOYOLA COLLEGE (AUTONOMOUS), CHENNAI - 34**

---

**A Report on the Alumni Feedback, 2016 – 2017**

Quality and excellence have been the primary focus of Loyola College and it constantly strives to uphold quality in the realm of academic and administrative services. As a professional exercise, the IQAC initiates the conduct of feedback from various stakeholders. The print questionnaire was made available to them prior to the celebration. On the day of the alumni meet and other similar re-union meetings, the departments used the opportunity to solicit the feedback from the recently passed out alumni on important aspects which include: usefulness of the courses in terms of employability or higher studies, updating of syllabus and relevance of course contents, quality of teachers with regard to subject knowledge, preparation and communication style, mentoring, sports and infrastructural facilities, etc.

No. of participants: 1210

No. of questions: 15



## 2016-2017 Alumni Feedback Questionnaire

**Table 1: The courses taught are useful for life:**

Options	Responses	Percentage
Excellent	484	40
Very Good	302	24.95867769
Good	326	26.94214876
Satisfactory	98	8.099173554
Poor	0	0
<b>Total</b>	<b>1210</b>	<b>100</b>

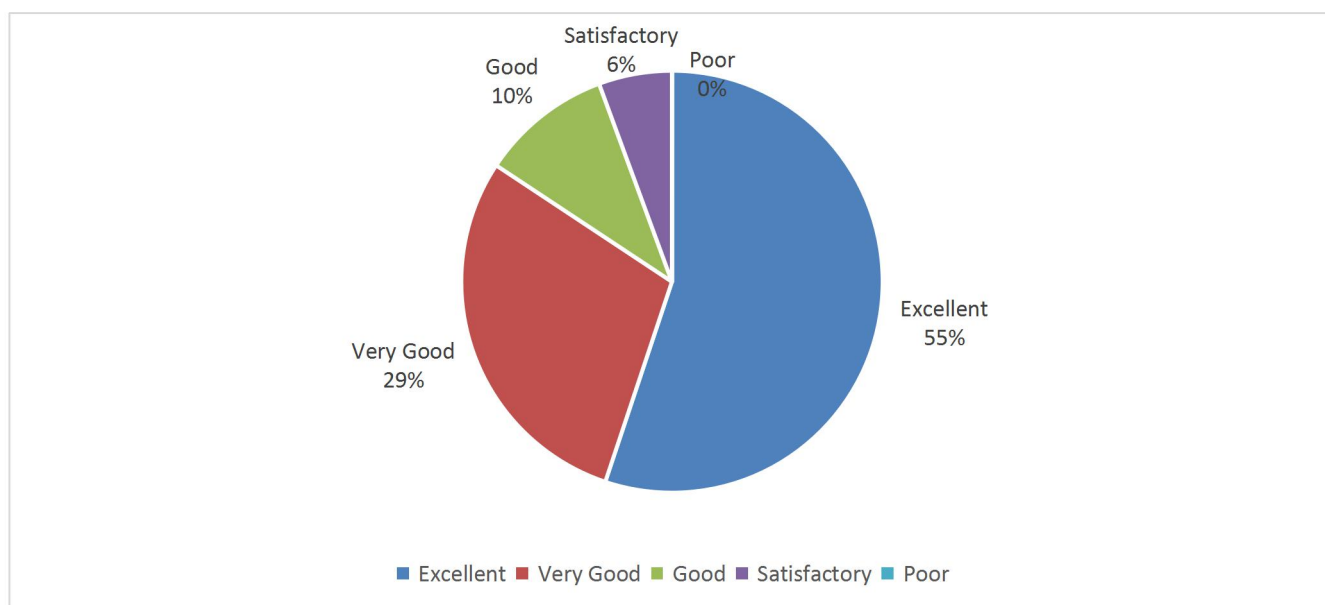




## 2016-2017 Alumni Feedback Questionnaire

**Table 2: The courses taught are useful for employment and entrepreneurship**

Options	Responses	Percentage
Excellent	667	55.12396694
Very Good	353	29.17355372
Good	122	10.08264463
Satisfactory	68	5.619834711
Poor	0	0
<b>Total</b>	<b>1210</b>	<b>100</b>





## 2016-2017 Alumni Feedback Questionnaire

**Table 3: The courses taught are useful for higher studies and career planning**

Options	Responses	Percentage
Excellent	477	39.4214876
Very Good	384	31.73553719
Good	278	22.97520661
Satisfactory	59	4.876033058
Poor	12	0.991735537
<b>Total</b>	<b>1210</b>	<b>100</b>





## 2016-2017 Alumni Feedback Questionnaire

**Table 4: Syllabus updated regularly**

Options	Responses	Percentage
Excellent	671	55.45454545
Very Good	423	34.95867769
Good	114	9.421487603
Satisfactory	2	0.165289256
Poor	0	0
<b>Total</b>	<b>1210</b>	<b>100</b>

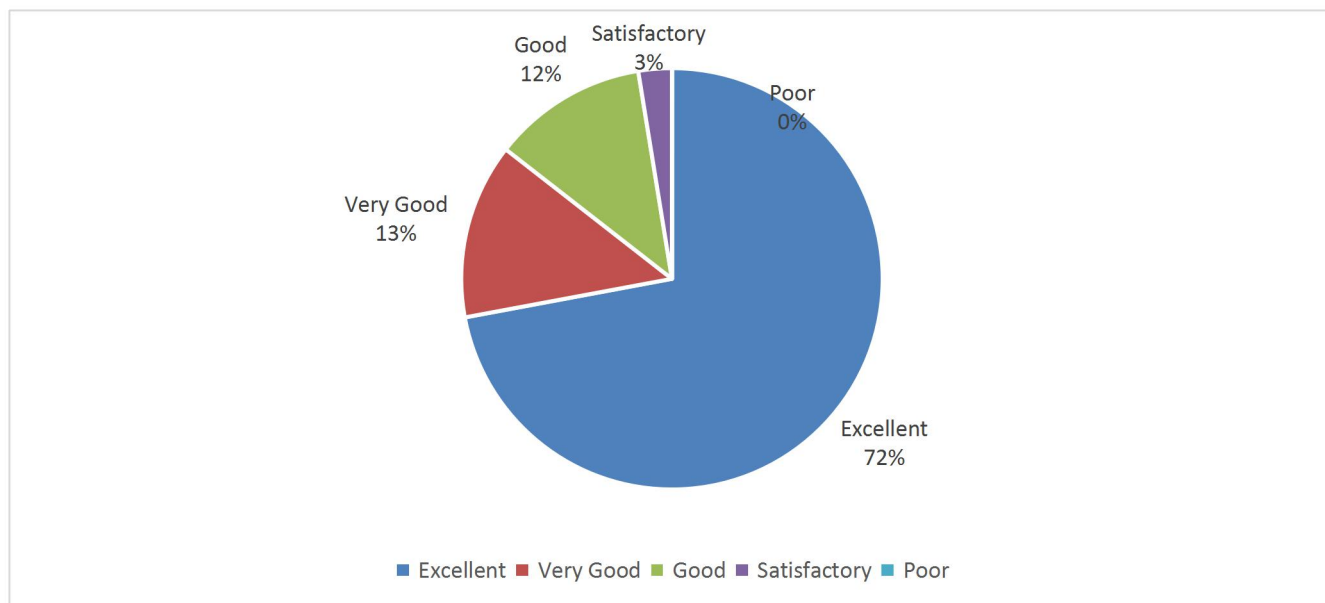




## 2016-2017 Alumni Feedback Questionnaire

**Table 5 : Courses in the programme are appropriate and relevant**

Options	Responses	Percentage
Excellent	872	72.0661157
Very Good	163	13.47107438
Good	144	11.90082645
Satisfactory	31	2.561983471
Poor	0	0
<b>Total</b>	<b>1210</b>	<b>100</b>





## 2016-2017 Alumni Feedback Questionnaire

**Table 6: Teachers subject knowledge / expertise**

Options	Responses	Percentage
Excellent	483	39.91735537
Good	620	51.23966942
Satisfactory	107	8.842975207
Not satisfactory	0	0
Not aware of	0	0
<b>Total</b>	<b>1210</b>	<b>100</b>

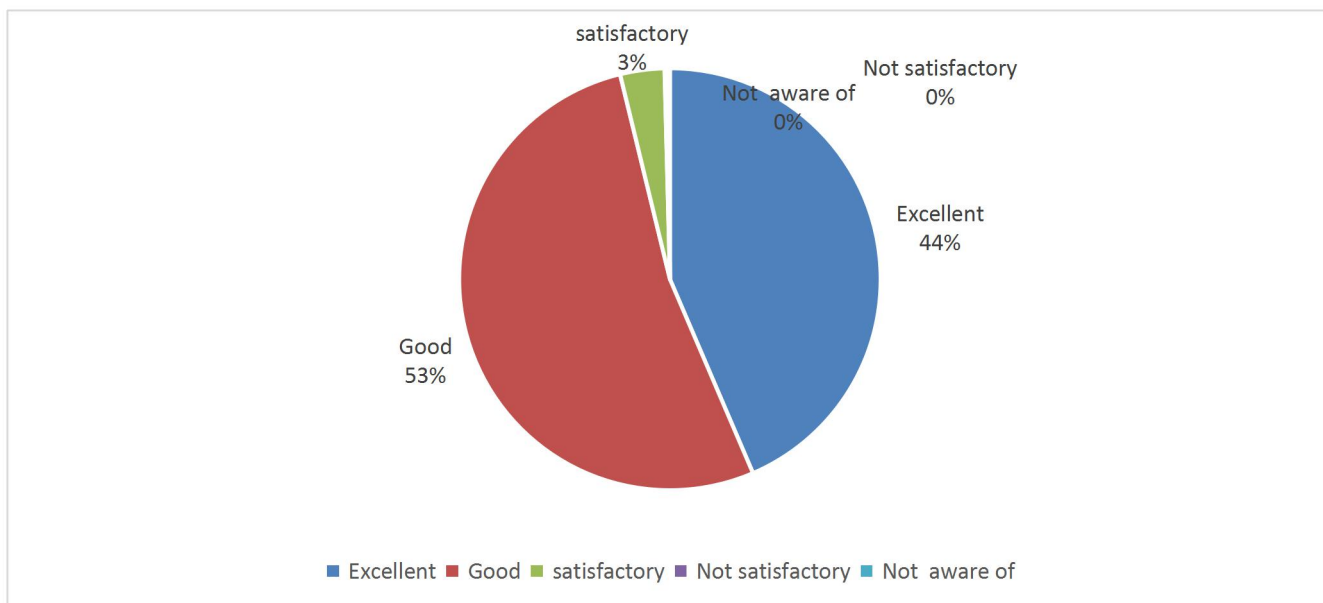




## 2016-2017 Alumni Feedback Questionnaire

**Table 7: Teaching / Communication style**

Options	Responses	Percentage
Excellent	527	43.55371901
Good	637	52.6446281
Satisfactory	41	3.388429752
Not satisfactory	3	0.247933884
Not aware of	2	0.165289256
<b>Total</b>	<b>1210</b>	<b>100</b>

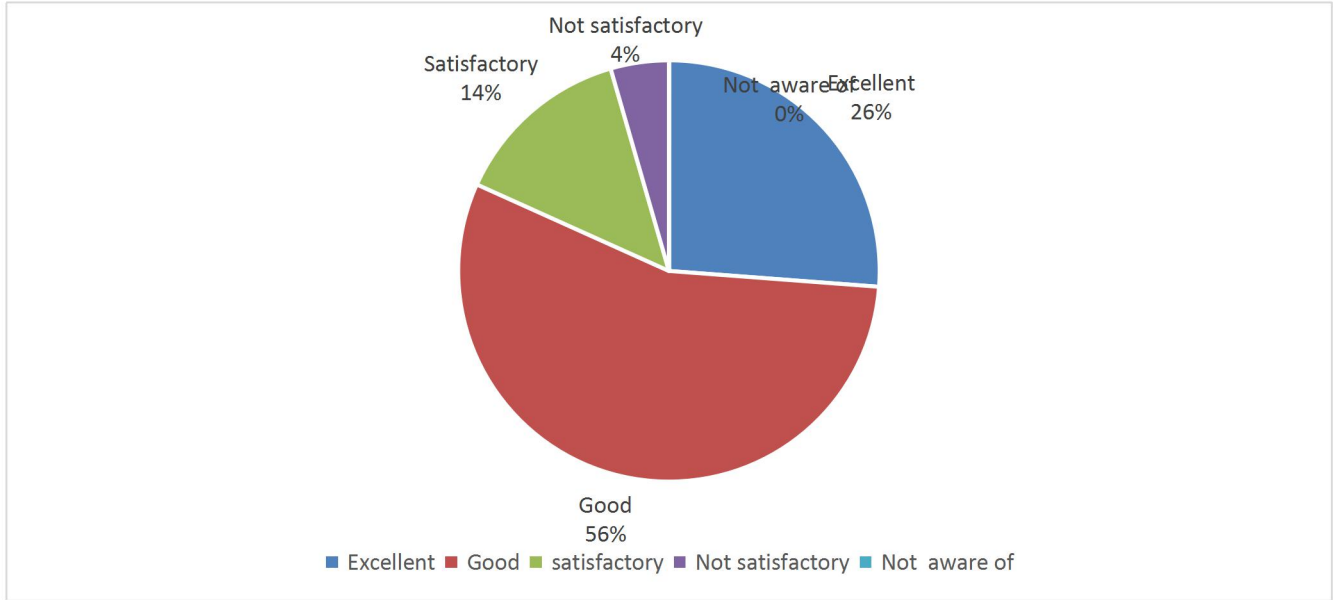






# 2016-2017 Alumni Feedback Questionnaire

Table 8: Help for slow learners		
Options	Responses	Percentage
Excellent	317	26.19834711
Good	672	55.53719008
Satisfactory	167	13.80165289
Not satisfactory	54	4.462809917
Not aware of	0	0
<b>Total</b>	<b>1210</b>	<b>100</b>

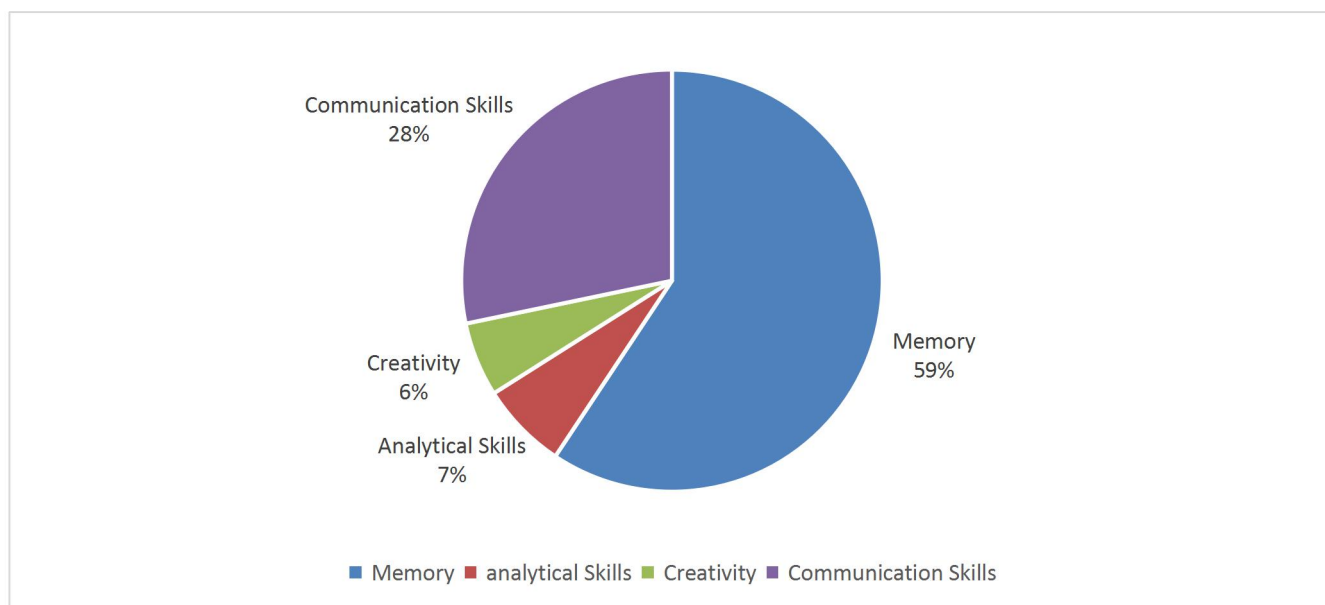




## 2016-2017 Alumni Feedback Questionnaire

**Table 9 : The evaluation primarily test**

Options	Responses	Percentage
Memory	718	59.33884298
Analytical Skills	81	6.694214876
Creativity	69	5.702479339
Communication Skills	342	28.26446281
<b>Total</b>	<b>1210</b>	<b>100</b>

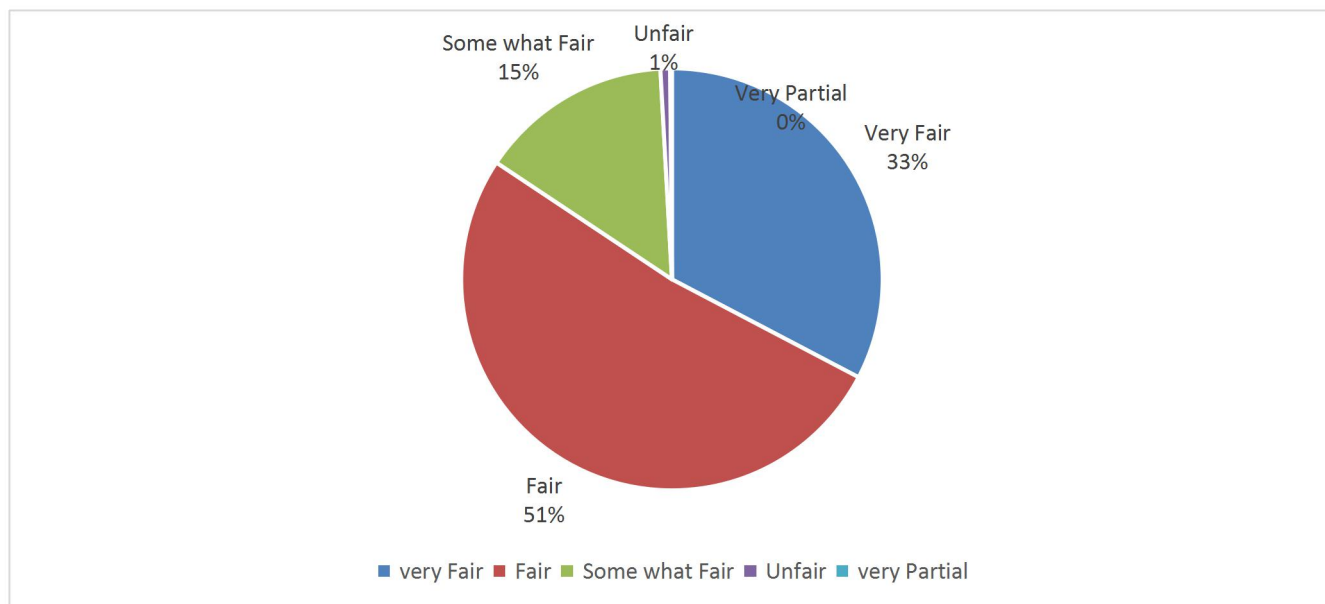




## 2016-2017 Alumni Feedback Questionnaire

**Table 10 : The evaluation is in general**

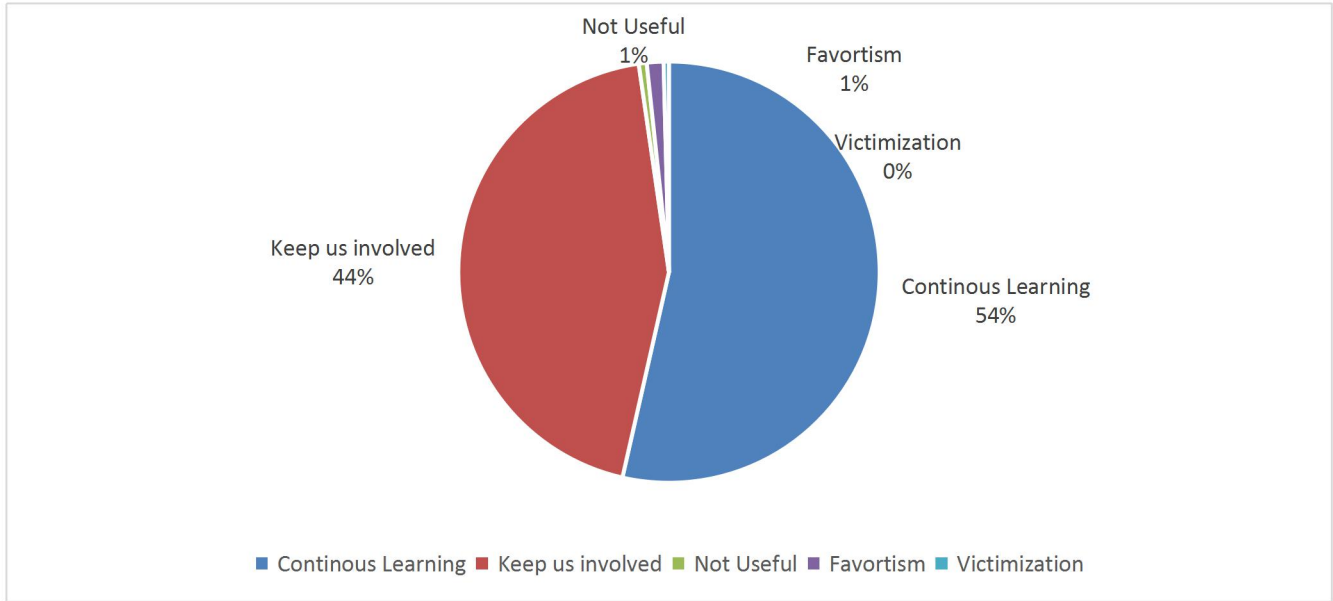
Options	Responses	Percentage
Very Fair	217	17.9338843
Fair	914	75.53719008
Some what Fair	78	6.446280992
Unfair	1	0.082644628
very Partial	0	0
<b>Total</b>	<b>1210</b>	<b>100</b>





**2016-2017  
Alumni Feedback  
Questionnaire**

<b>Table 11: Continuous Internal Assessment is an instrument of</b>		
<b>Options</b>	<b>Responses</b>	<b>Percentage</b>
Continuous Learning	449	37.10743802
Keep us involved	756	62.47933884
Not Useful	0	0
Favoritism	4	0.330578512
Victimization	1	0.082644628
<b>Total</b>	<b>1210</b>	<b>100</b>

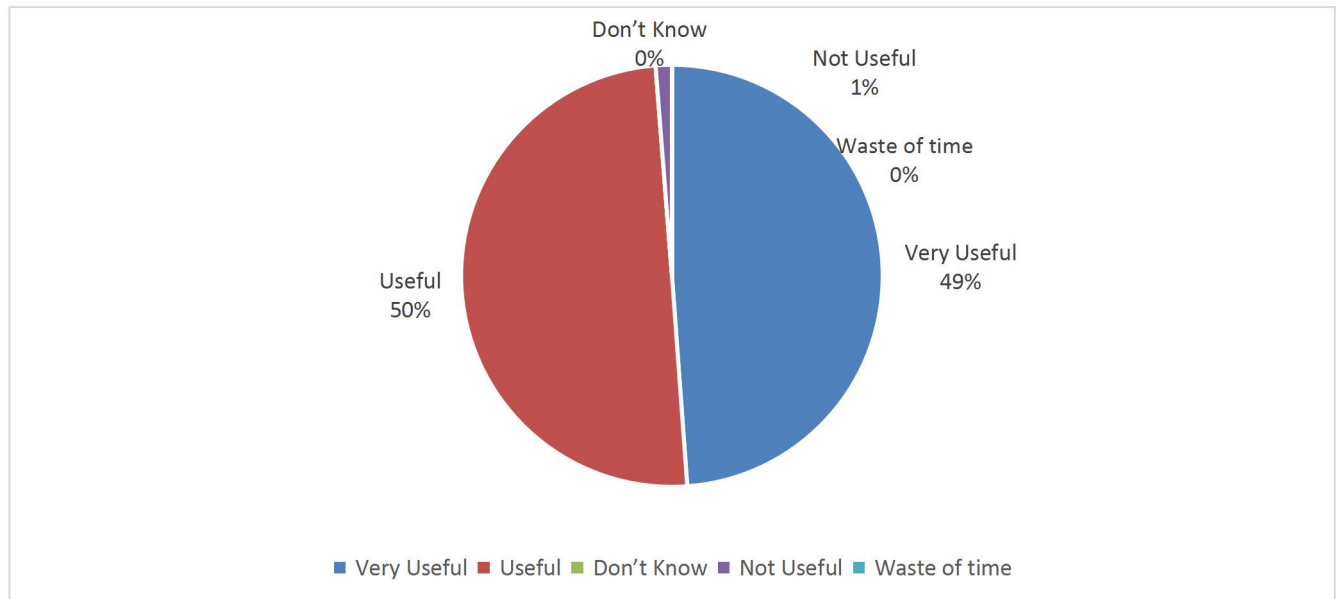




## 2016-2017 Alumni Feedback Questionnaire

**Table 12: Mentoring System in the college**

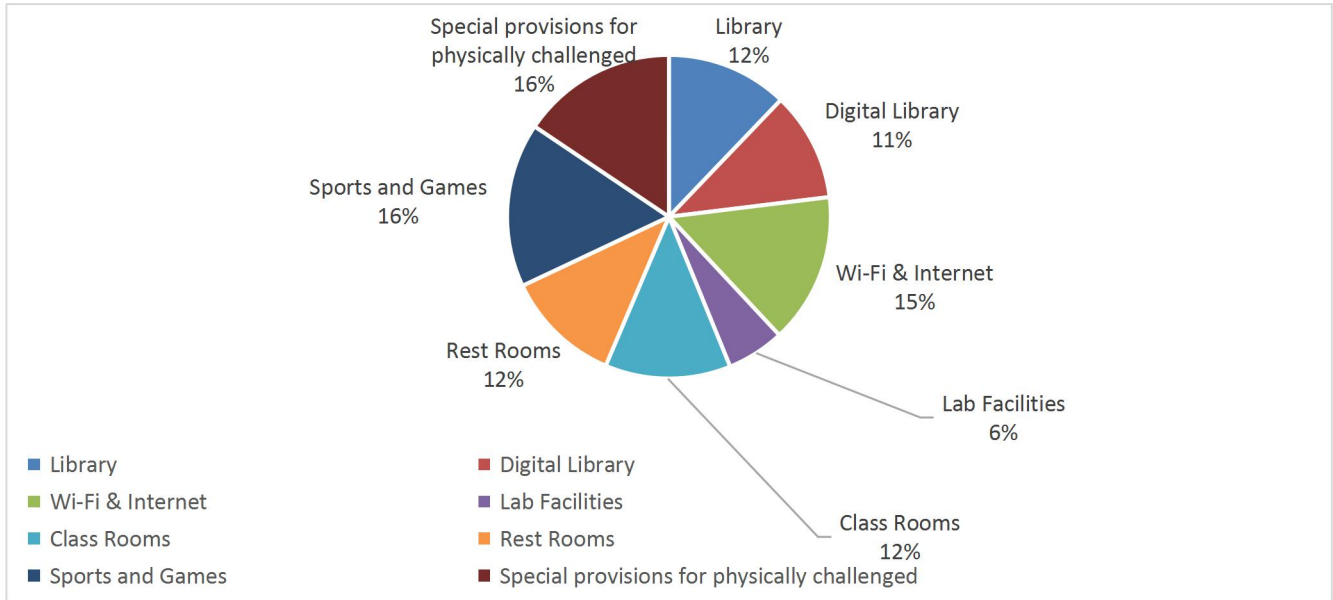
Options	Responses	Percentage
Very Useful	591	48.84297521
Useful	604	49.91735537
Don't Know	0	0
Not Useful	15	1.239669421
Waste of time	0	0
<b>Total</b>	<b>1210</b>	<b>100</b>





## 2016-2017 Alumni Feedback Questionnaire

Table 13: The college has facilities to help learning, teaching, evaluation and research						
Options	Excellent	Good	Average	Poor	V.Poor	Total
Library	661	485	56	7	1	1210
Digital Library	593	515	99	2	1	1210
Wi-Fi & Internet	816	379	15	0	0	1210
Lab Facilities	314	701	162	31	2	1210
Class Rooms	683	459	57	11	0	1210
Rest Rooms	631	558	21	0	0	1210
Sports and Games	894	274	42	0	0	1210
Special provisions for physically challenged	847	291	72	0	0	1210
<b>Total</b>	<b>5439</b>	<b>3662</b>	<b>524</b>	<b>51</b>	<b>4</b>	<b>9680</b>

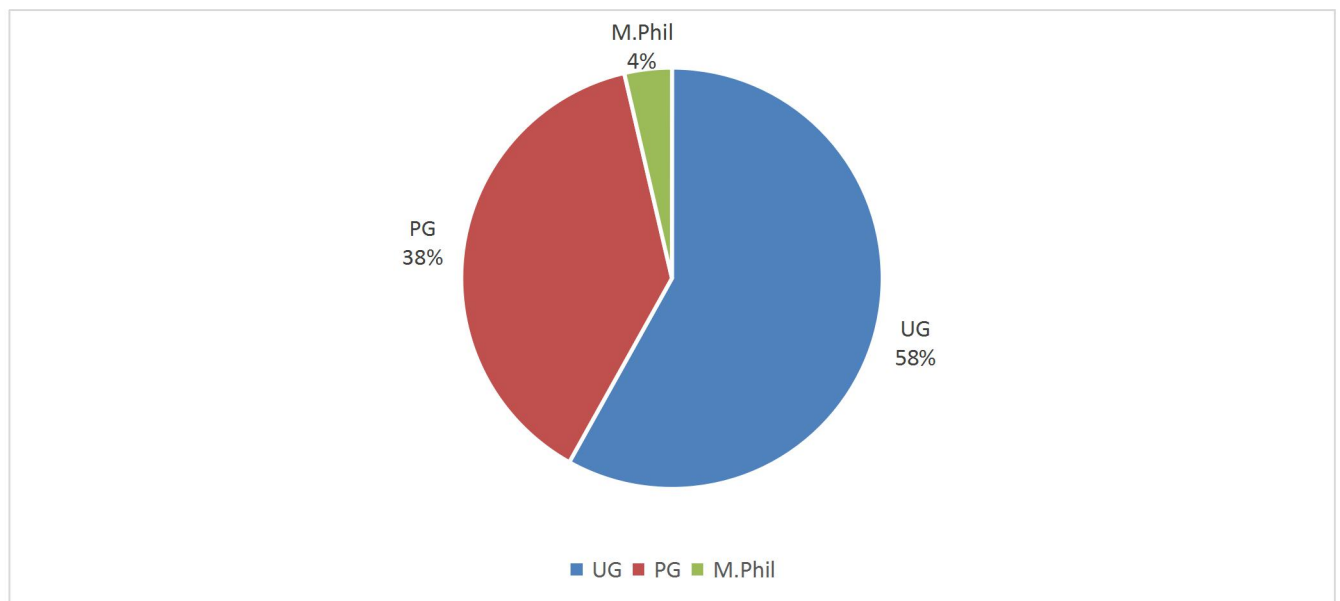




## 2016-2017 Alumni Feedback Questionnaire

**Table 14: Distribution of Programme**

Programme	Response	Percentage
UG	703	58.09917355
PG	463	38.26446281
M.Phil	44	3.636363636
<b>Total</b>	<b>1210</b>	<b>100</b>

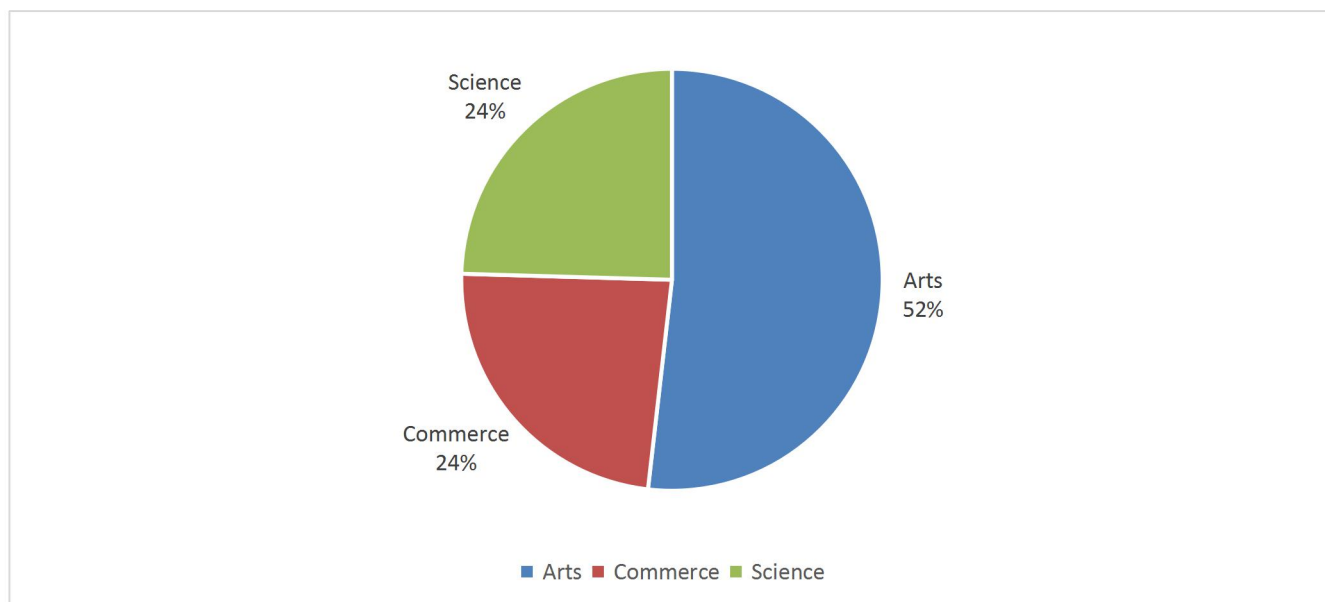




## 2016-2017 Alumni Feedback Questionnaire

**Table 15: Distribution of Stream**

Stream	Respondents	Percentage
Arts	627	51.81818182
Commerce	286	23.63636364
Science	297	24.54545455
Total	1210	100





### **The relevance of the courses & Employability skills:**

As part of the feedback, the students were asked about the usefulness of the courses provided by various departments in Loyola College, 91.6% of respondents found it unequivocally responded that the courses were useful. None of them rated the utility of the courses as poor. 94.2% i.e. 1140 out of the 1210 respondents added the observation that the courses helped them in nurturing their entrepreneurial and employability skills. Further, regarding syllabus updation, 98.5% found it to be excellent and satisfactory whereas only a minuscule of 0.5% found it to be poor. 97.3% of the alumni who participated in the survey expressed that the contents of the course were appropriate and relevant. None of them differed from the above fact.

### **Quality of teaching faculty**


99.9% of the respondents have categorically agreed that the teachers at the college have sound subject knowledge. 99.2% i.e. 1200 out of the 1210 respondents asserted that the teachers have very good communication style and teaching methodology. Only a meagre of 0.8% of the respondents chose to differ. 95.3% of the respondents found the teaching methodology to be very helpful for slow learners. 99.5% of the alumni respondents feel that the Continuous Internal Assessment is an instrument of continuous learning and engaging.

### **Mentoring, sports and infrastructural facilities**


98.7% of respondents expressed that the mentoring facilities at the college were very useful and also the other facilities to help learning, teaching, evaluation and research at college were useful according to 94.2% alumni respondents.

## Conclusion

The consolidated feedback report was shared at the HODs/Coordinators/Officials Meeting and also with the departments for further appropriate actions. Also, in the Open Forum, the feedback is shared with the students as part of the Action Taken Report.



Dr A. Xavier Mahimairaj  
IQAC Coordinator  
Loyola College, Chennai – 34



Rev. Dr Arokiasamy Xavier, S.J.  
Principal  
Loyola College, Chennai – 34



**INTERNAL QUALITY ASSURANCE CELL (IQAC)  
LOYOLA COLLEGE (AUTONOMOUS), CHENNAI - 34**

---

**A Report on the Feedback of Loyola Training & Placement Centre, 2016 -17**

“Economic prosperity and quality education for our children are inexorably linked.”

- Jon Huntsman, Jr.

Paying utmost importance to render quality education and sustain the same, Loyola College organises the conduct of feedback from its various stakeholders through IQAC. As part of this professional exercise, whenever the recruiters visit the college for campus interview/providing training sessions or the Job Fair, IQAC collects feedback at random from them and they express their views objectively on the employability skills of the students appearing for the Placement/Campus Interview. The Placement cell also provides training on communication skills and conducts mock interviews and group discussion as part of preparing the students for placement and insists on employability skills development. The questionnaire includes important specific aspects like communication skills, technical skills, subject knowledge, and behavioural skills.

No. of questions: 10

No. of Recruiters: 41



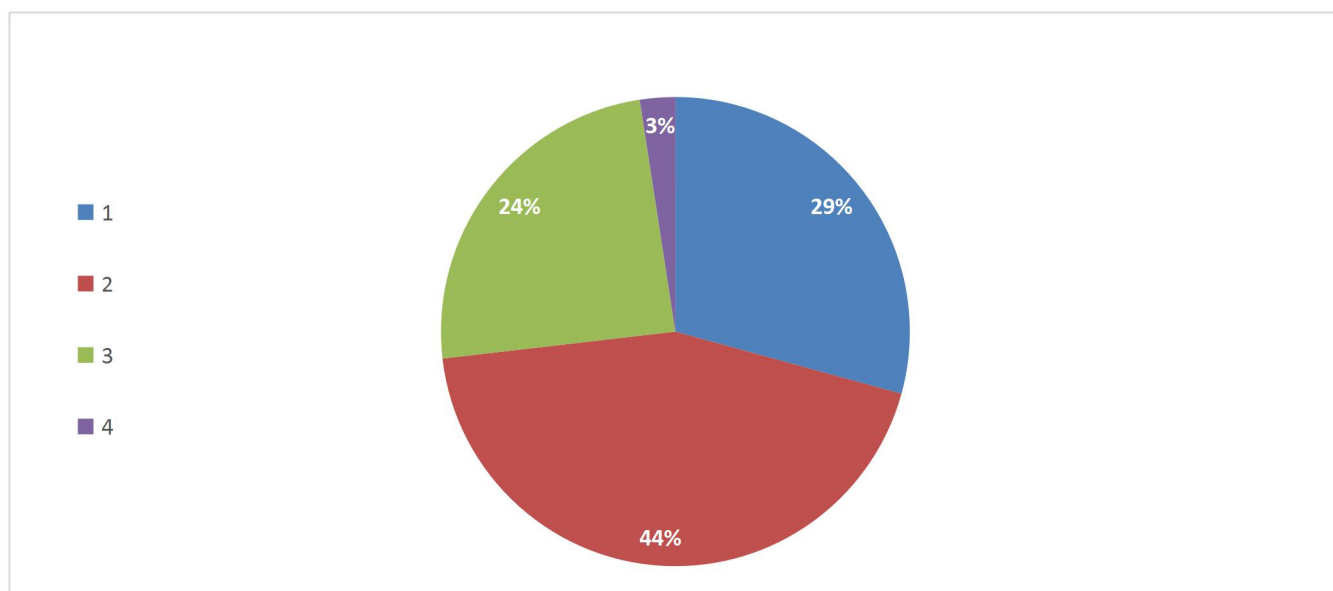
2016-2017

LOYOLA  
PLACEMENT CELL

## 1 PRESENTATION SKILLS

Table No:1

Options	No of responses	Percentage
Excellent	12	29
Good	18	44
Satisfactory	10	24
Below Expectations	1	3
<b>Total</b>	<b>41</b>	<b>100</b>



a) EXCELLENT	b) GOOD	c) SATISFACTORY	d) BELOW EXPECTATIONS
12	18	10	1

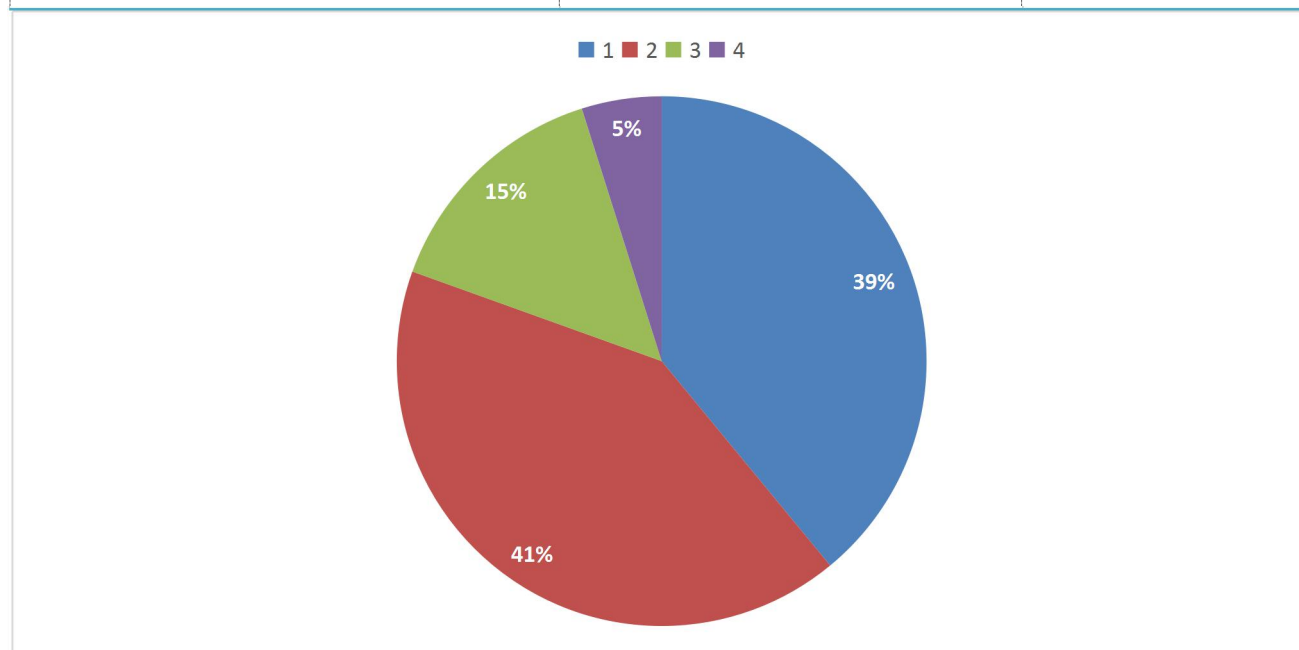


2016-2017

LOYOLA  
PLACEMENT CELL

## 2 APTITUDE SKILL

Table No: 2		
Options	No of responses	Percentage
Excellent	16	39.02439024
Good	17	41.46341463
Satisfactory	6	14.63414634
Below Expectations	2	4.87804878
<b>Total</b>	<b>41</b>	<b>100</b>



a) EXCELLENT	b) GOOD	c) SATISFACTORY	d) BELOW EXPECTATIONS
16	17	6	2



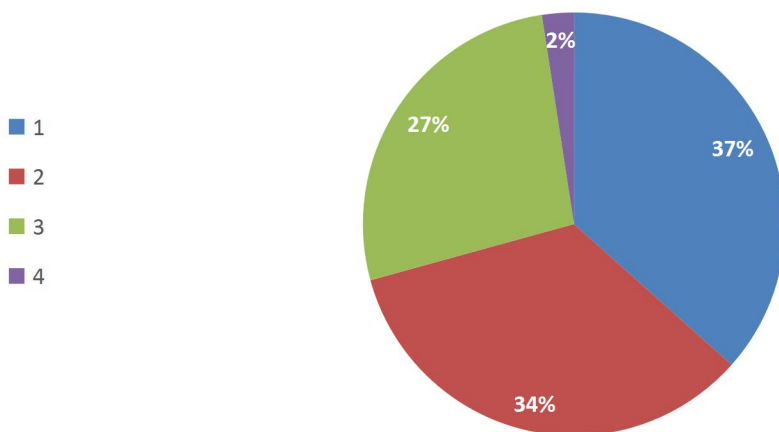
2016-2017

LOYOLA  
PLACEMENT CELL

### 3 BEHAVIOURAL SKILL

Table No: 3

Options	No of responses	Percentage
Excellent	15	37
Good	14	34
Satisfactory	11	27
Below Expectations	1	2
<b>Total</b>	<b>41</b>	<b>100</b>



a) EXCELLENT

b) GOOD

c) SATISFACTORY

d) BELOW  
EXPECTATIONS

15

14

11

1



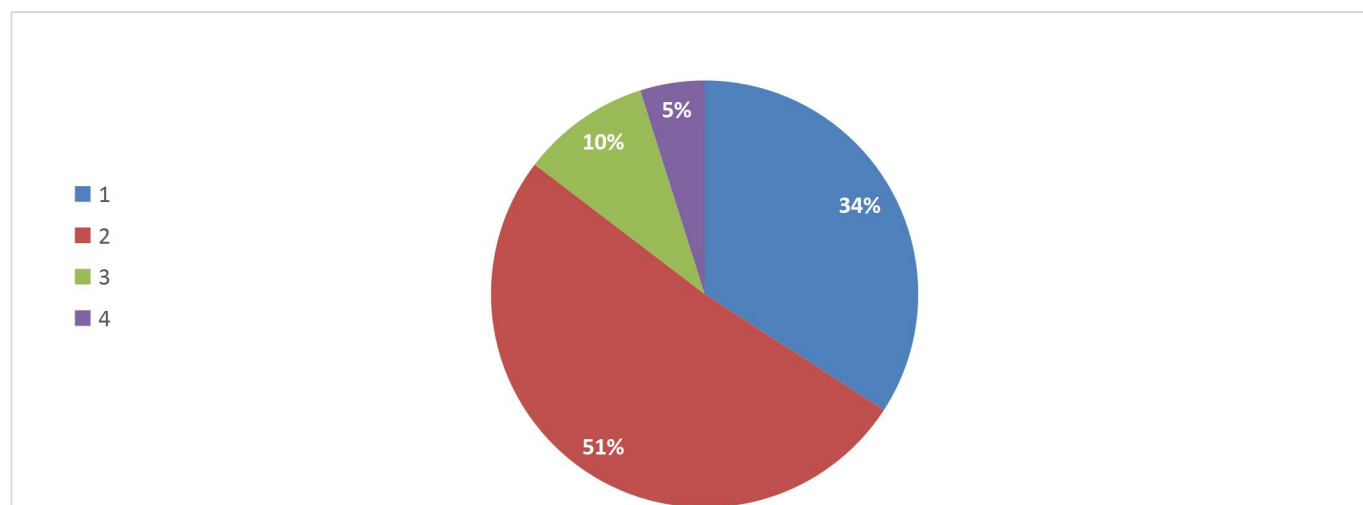
2016-2017

LOYOLA  
PLACEMENT CELL

#### 4 ATTITUDE

Table No: 4

Options	No of responses	percentage
Excellent	14	34
Good	21	51
Satisfactory	4	10
Below Expectations	2	5
<b>Total</b>	<b>41</b>	<b>100</b>



a) EXCELLENT	b) GOOD	c) SATISFACTORY	d) BELOW EXPECTATIONS
14	21	4	2

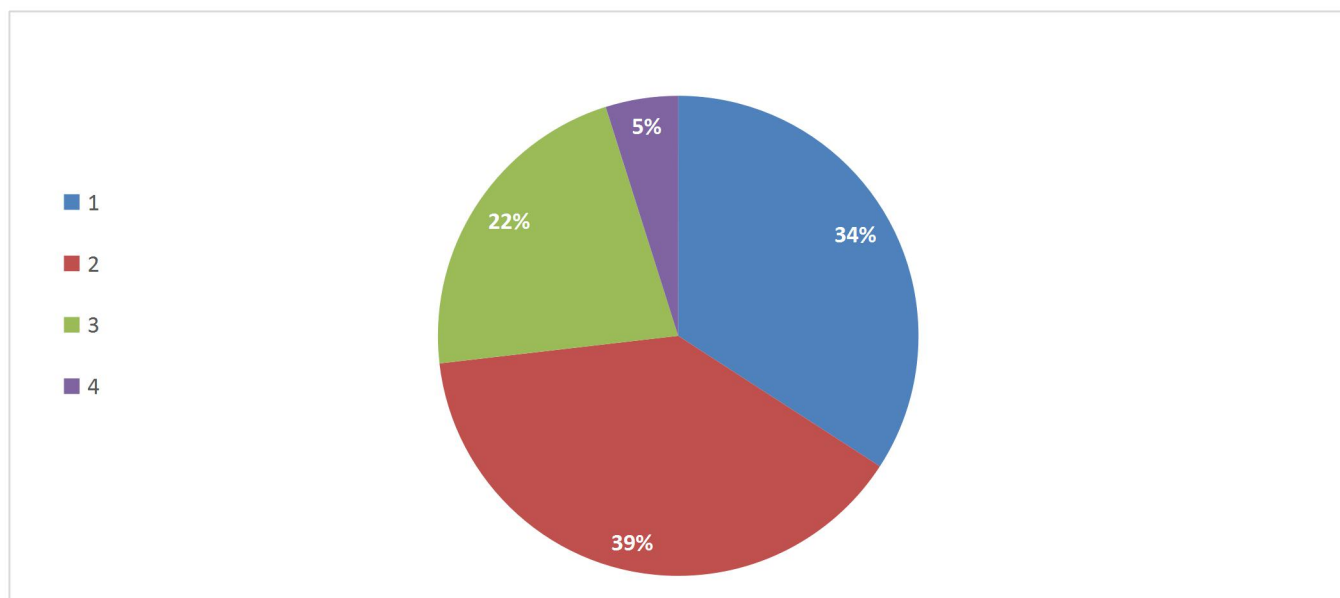


2016-2017

LOYOLA  
PLACEMENT CELL

## 5 SUBJECT KNOWLEDGE

Table No: 5		
Options	No of responses	Percentage
Excellent	14	34
Good	16	39
Satisfactory	9	22
Below Expectations	2	5
<b>Total</b>	<b>41</b>	<b>100</b>



a) EXCELLENT	b) GOOD	c) SATISFACTORY	d) BELOW EXPECTATIONS
14	16	9	2





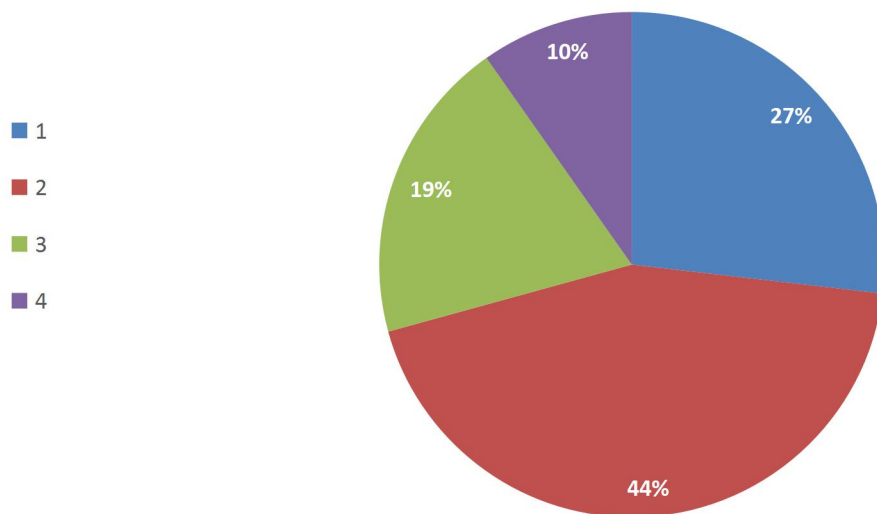
2016-2017

LOYOLA  
PLACEMENT CELL

## 6 TECHNICAL SKILL

Table No: 6

Options	No of responses	Percentage
Excellent	11	27
Good	18	44
Satisfactory	8	19
Below Expectations	4	10
<b>Total</b>	<b>41</b>	<b>100</b>



a) EXCELLENT

b) GOOD

c) SATISFACTORY

d) BELOW  
EXPECTATIONS

11

18

8

4



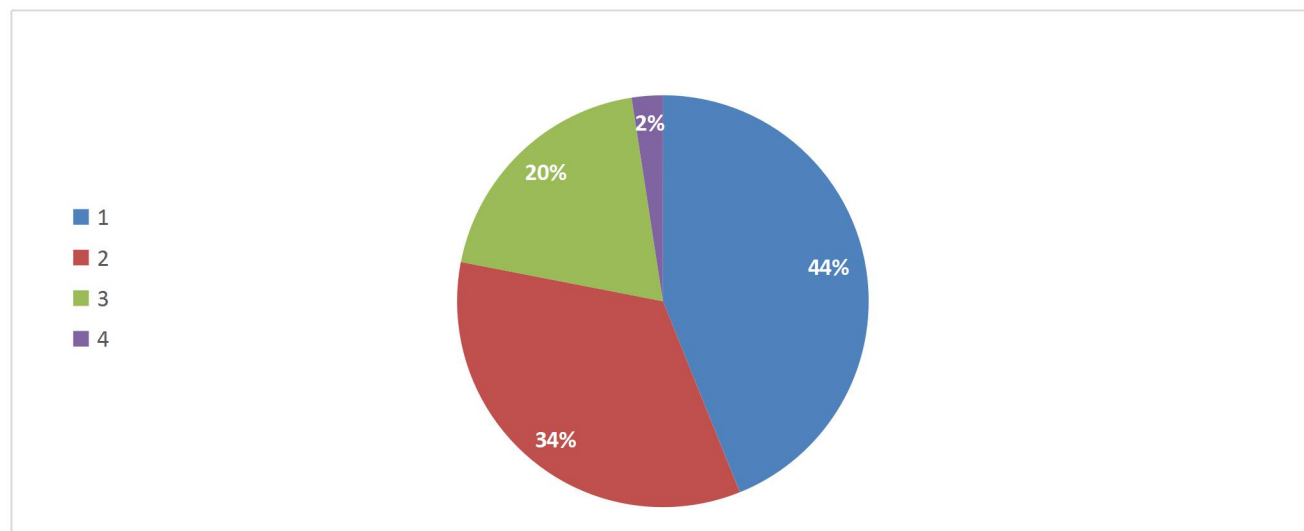
2016-2017

LOYOLA  
PLACEMENT CELL

## 7 COMMUNICATION SKILLS

Table No: 7

Options	No of responses	Percentage
Excellent	18	44
Good	14	34
Satisfactory	8	20
Below Expectations	1	2
<b>Total</b>	<b>41</b>	<b>100</b>



a) EXCELLENT	b) GOOD	c) SATISFACTORY	d) BELOW EXPECTATIONS
18	14	8	1



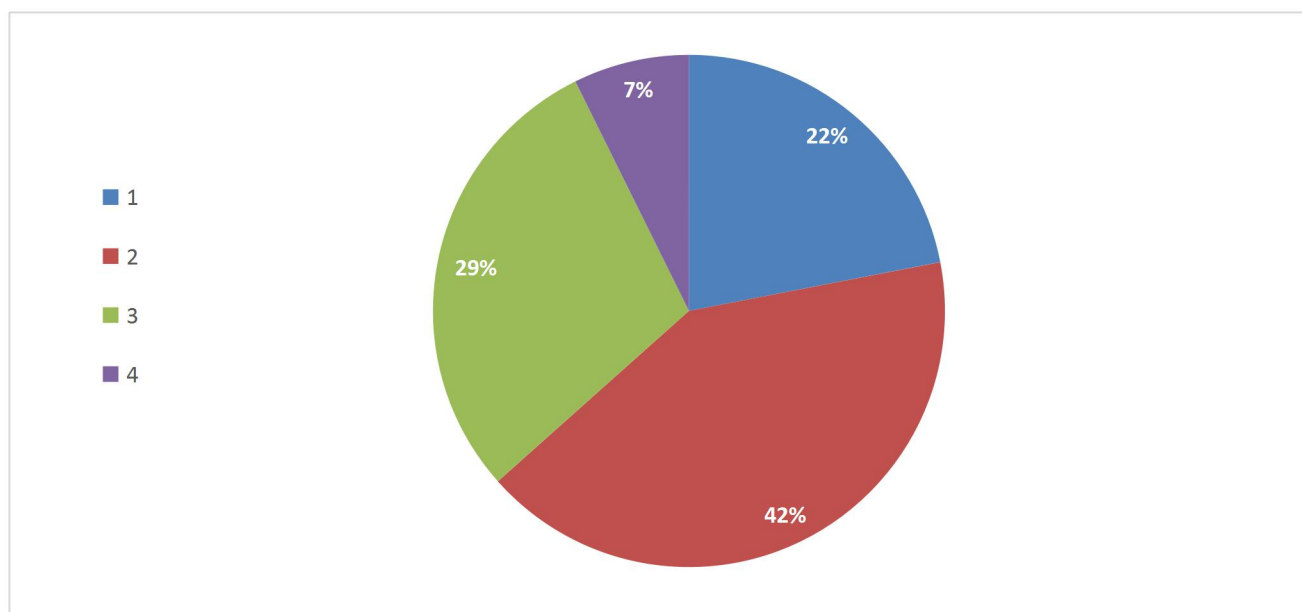
2016-2017

LOYOLA  
PLACEMENT CELL

## 8 GROUP DISCUSSION PERFORMANCE

Table No: 8

Options	No of responses	Percentage
Excellent	9	21
Good	17	42
Satisfactory	12	29
Below Expectations	3	7
<b>Total</b>	<b>41</b>	<b>100</b>

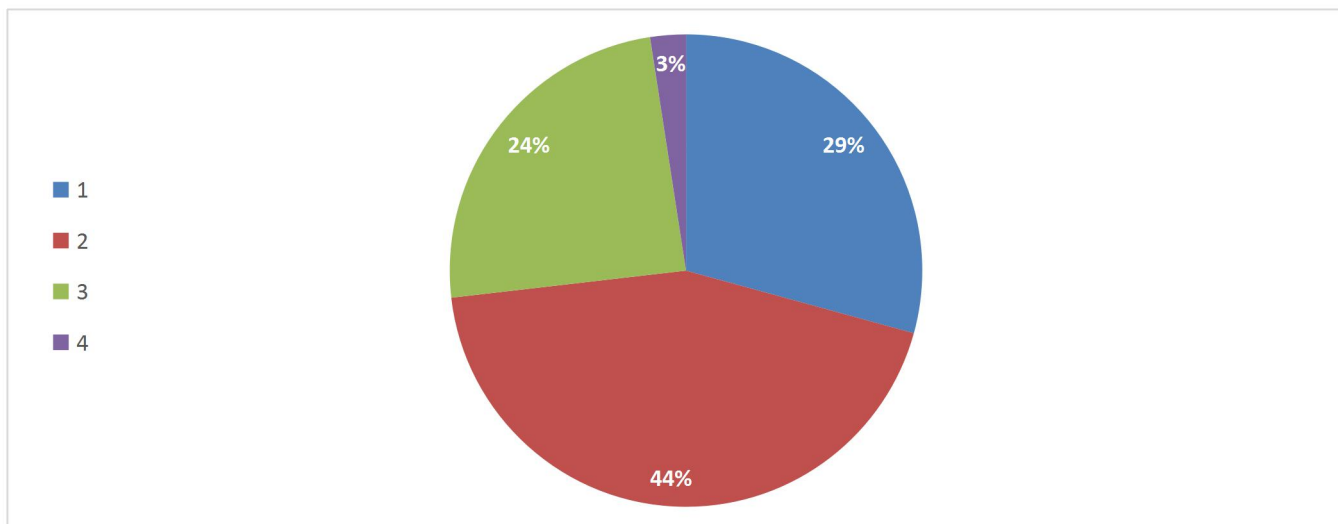


a) EXCELLENT	b) GOOD	c) SATISFACTORY	d) BELOW EXPECTATIONS
9	17	12	3



### 9 INTERVIEW PERFORMANCE

Table No: 9		
Options	No of responses	Percentage
Excellent	12	29
Good	18	44
Satisfactory	8	24
Below Expectations	3	3
<b>Total</b>	<b>41</b>	<b>100</b>

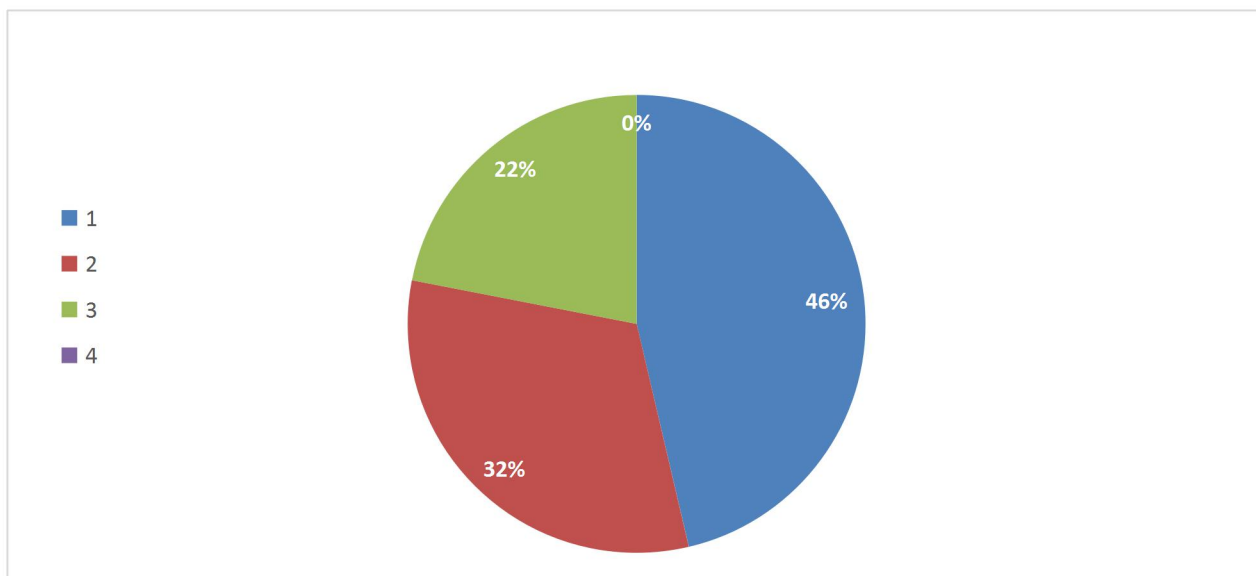


a) EXCELLENT	b) GOOD	c) SATISFACTORY	d) BELOW EXPECTATIONS
12	18	8	3



10 VARIOUS FACILITIES AND PROVISIONS FOR CAMPUS PLACEMENT

Table No: 10		
Options	No of responses	Percentage
Excellent	19	46
Good	13	32
Satisfactory	9	22
Below Expectations	0	0
<b>Total</b>	<b>41</b>	<b>100</b>



a) EXCELLENT	b) GOOD	c) SATISFACTORY	d) BELOW EXPECTATIONS
19	13	9	0

## **Communication & Presentation Skills**

In the sector of communication, 98% of the students performed well while the rest had to improve upon it. According to the respondents, 97% of the students had the necessary presentation skills but the remaining 3% of the students fell below their expectations.

## **Aptitude & Attitude**

The survey revealed that 95% of the students had the desired aptitude and attitude but the remaining 5% of the students were found lacking in these areas

## **Technical Skills & Subject Knowledge**

95% of the students were well versed in their disciplines while the rest had to gather more knowledge. Pertaining to technical skills, 90% of the students were found to have the necessary skills but the performance of the remaining 10% of the students was undesirable.

## **Interview & Group Discussion Performance and Behavioural Skills**


The assessment of the recruiters showed that 97% of the students knew how to handle themselves in an interview while the rest performed in a sub-standard manner. 93% of the students had the required skills for conduct in a group discussion but the rest had to work upon honing that skill. Finally, 98% of the students were found to have the appropriate behaviour skill but the remaining 2% of the students were poor in it.

## **Facilities of the Placement Cell**


Regarding the facilities, opportunities and other provisions related to campus interview/placement at Loyola College, 78% of the recruiters felt that it was top notch and the rest found it to be agreeable. No one felt that it fell beneath their expectations.

## Conclusion

The consolidated feedback report is shared at the HODs/Coordinators/Officials Meeting and also with the departments for further appropriate actions and decision makings at various levels.



Dr A. Xavier Mahimairaj  
IQAC Coordinator  
Loyola College, Chennai – 34



Rev. Dr Arokiasamy Xavier, S.J.  
Principal  
Loyola College, Chennai – 34



## **INTERNAL QUALITY ASSURANCE CELL (IQAC) LOYOLA COLLEGE (AUTONOMOUS), CHENNAI - 34**

---

### **A Report on the Feedback of Parents, Shift I, 2016-2017**

Emphasizing the importance of delivering quality education and the need to sustain the same, Loyola College regularly conducts a quality check from its various stakeholders through IQAC to collect their opinions and suggestions to augment quality services as well as make the right decisions wherever necessary. Every semester, a feedback session is conducted during the Parent-Teacher Meet. During the academic year, 2015-16, the Parent-Teacher Meet was conducted on 23<sup>rd</sup> July 2016 and 21<sup>st</sup> January 2017. Also, when parents visit the departments they had shared their views informally.

The questionnaire included important aspects of quality of curricular/co-curricular programs and the teaching faculty as well as their availability to meet the parents at the departments, affordability of tuition fees, infrastructural facilities and their overall impression of the college.

No. of questions: 12

No. of Parents Participated: 499



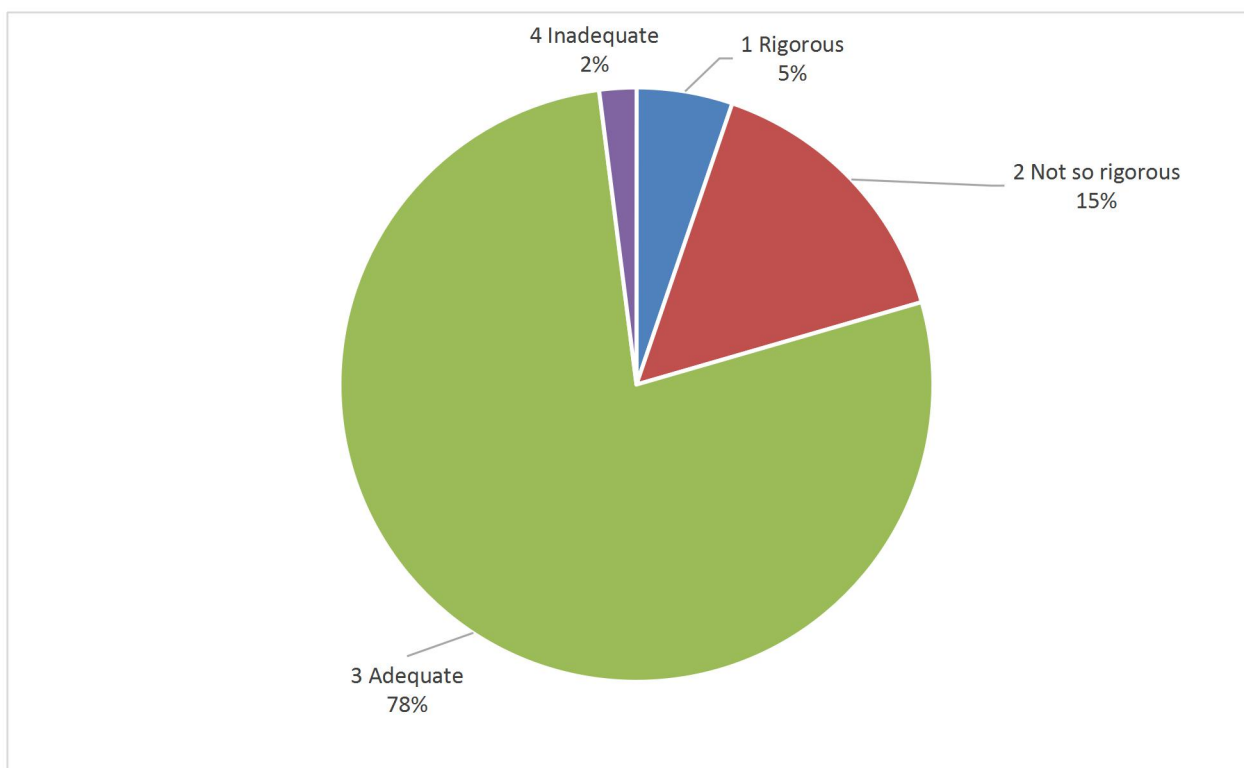


2016-2017

PARENTS TEACHERS MEET REPORT  
SHIFT - I

1. Academic Program in Loyola is

S.No	Source	No of entries
1	Rigorous	26
2	Not so rigorous	76
3	Adequate	385
4	Inadequate	10
	<b>Total</b>	<b>499</b>



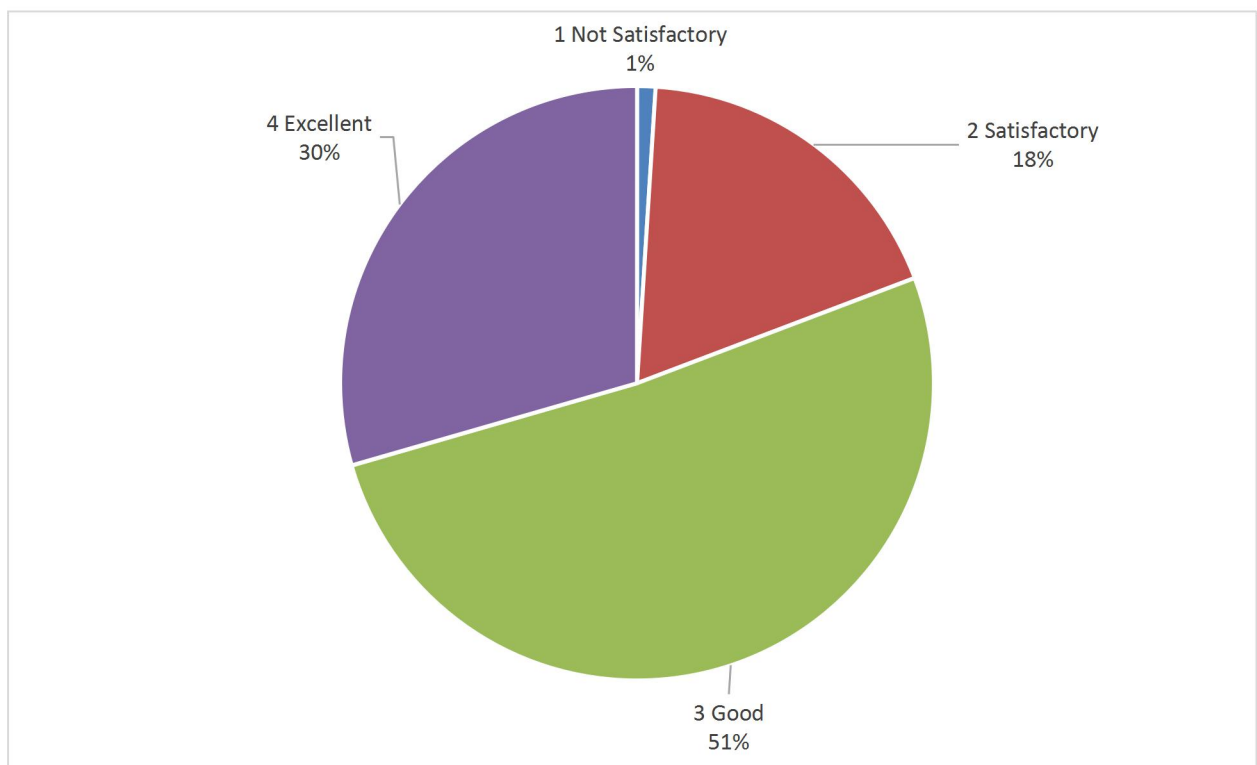


2016-2017

PARENTS TEACHERS MEET REPORT  
SHIFT - I

2. Quality of the teachers at Loyola is

S.No	Source	No of entries
1	Not Satisfactory	5
2	Satisfactory	91
3	Good	256
4	Excellent	147
	<b>Total</b>	<b>498</b>



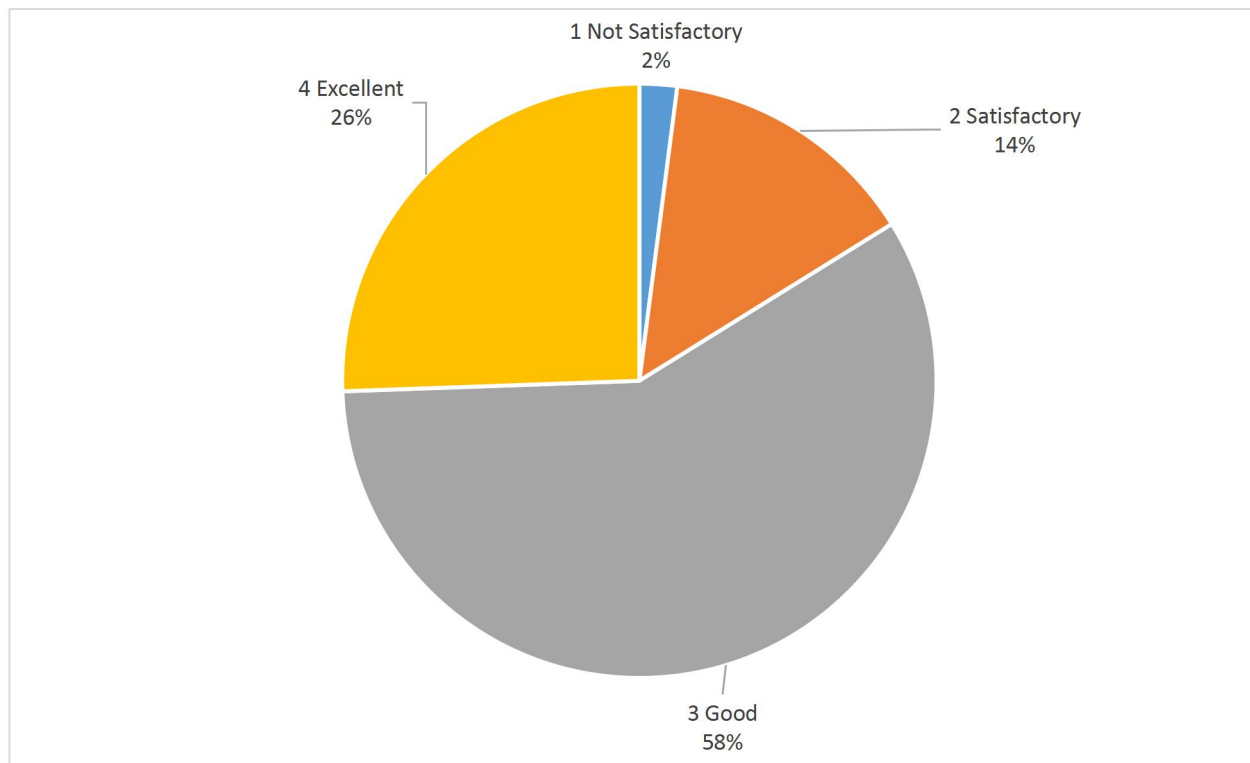


2016-2017

PARENTS TEACHERS MEET REPORT  
SHIFT - I

3. Accessibility of the teacher for parents in the department

S.No	Source	No of entries
1	Not Satisfactory	10
2	Satisfactory	69
3	Good	285
4	Excellent	125
	<b>Total</b>	<b>492</b>



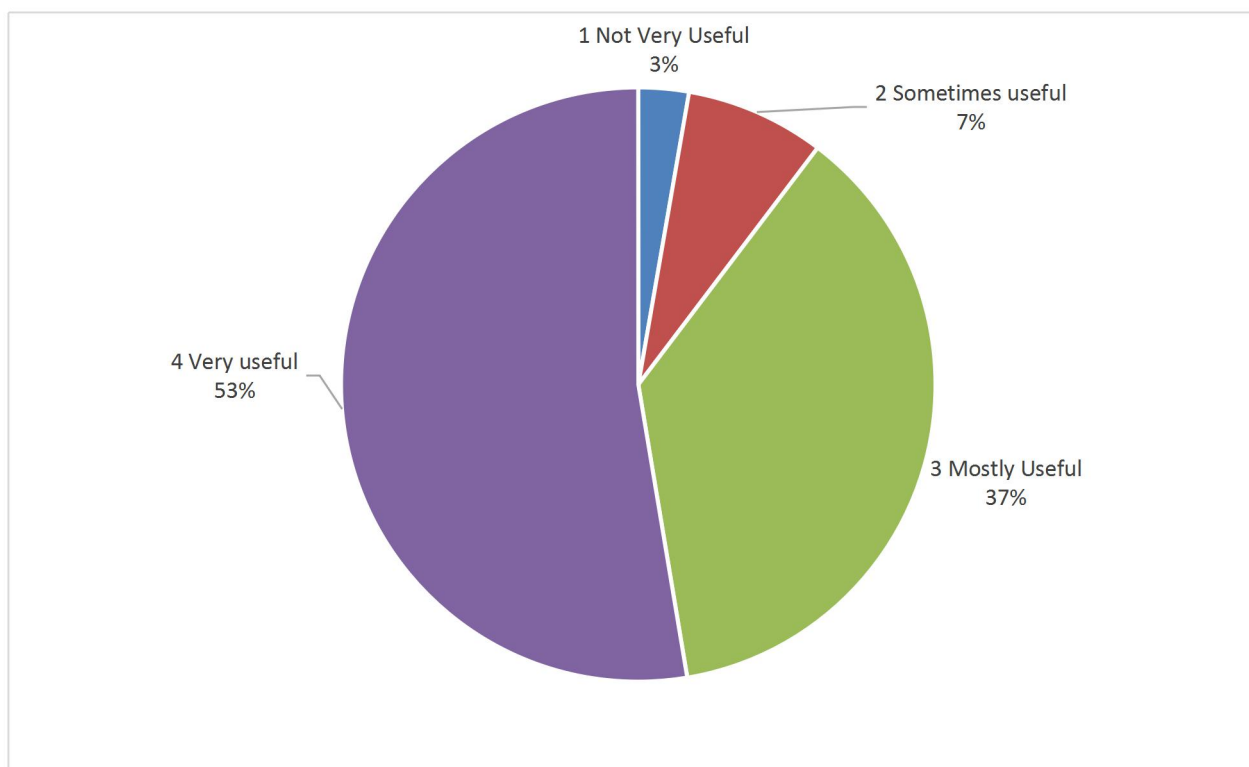


2016-2017

PARENTS TEACHERS MEET REPORT  
SHIFT - I

4. Internship as part of the degree programme is (one month outside the college, work in an industry or civil society organisation)

S.No	Source	No of entries
1	Not Very Useful	13
2	Sometimes useful	36
3	Mostly Useful	176
4	Very useful	250



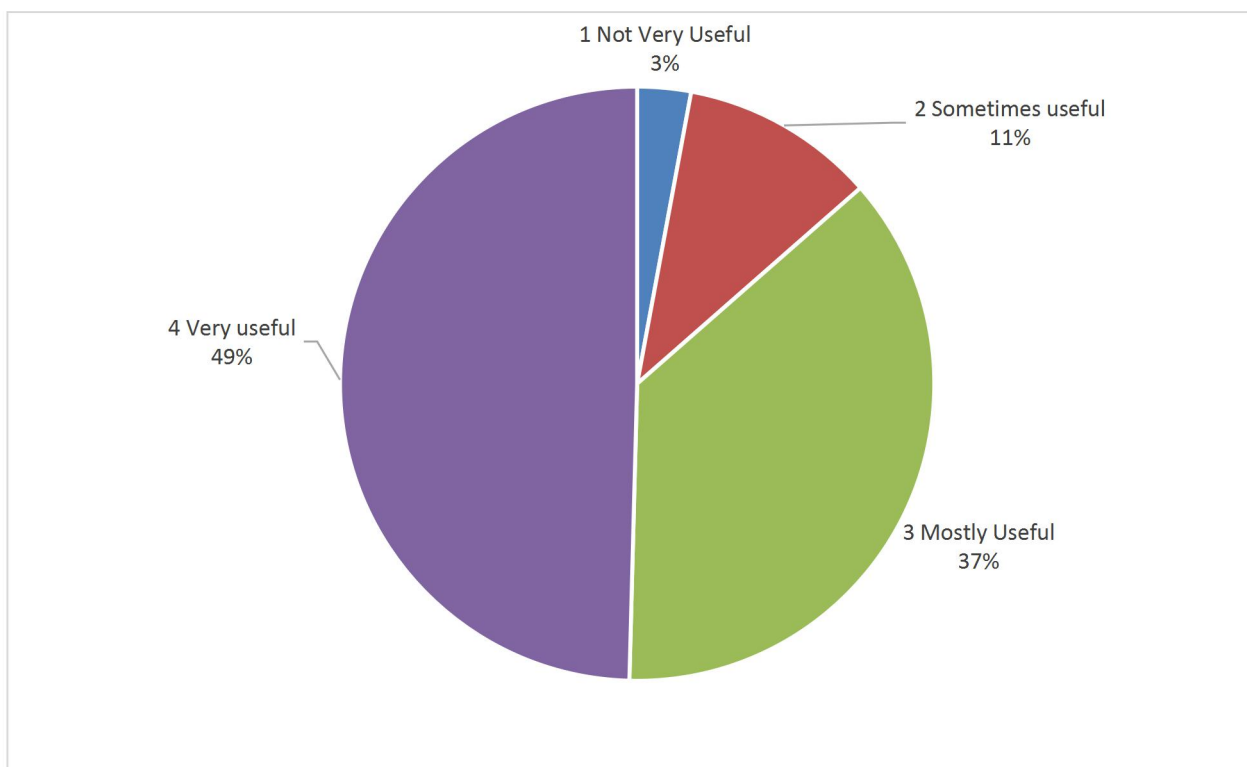


2016-2017

PARENTS TEACHERS MEET REPORT  
SHIFT - I

5. Usefulness of the Outreach programme

S.No	Source	No of entries
1	Not Very Useful	14
2	Sometimes useful	51
3	Mostly Useful	177
4	Very useful	238
	<b>Total</b>	<b>485</b>



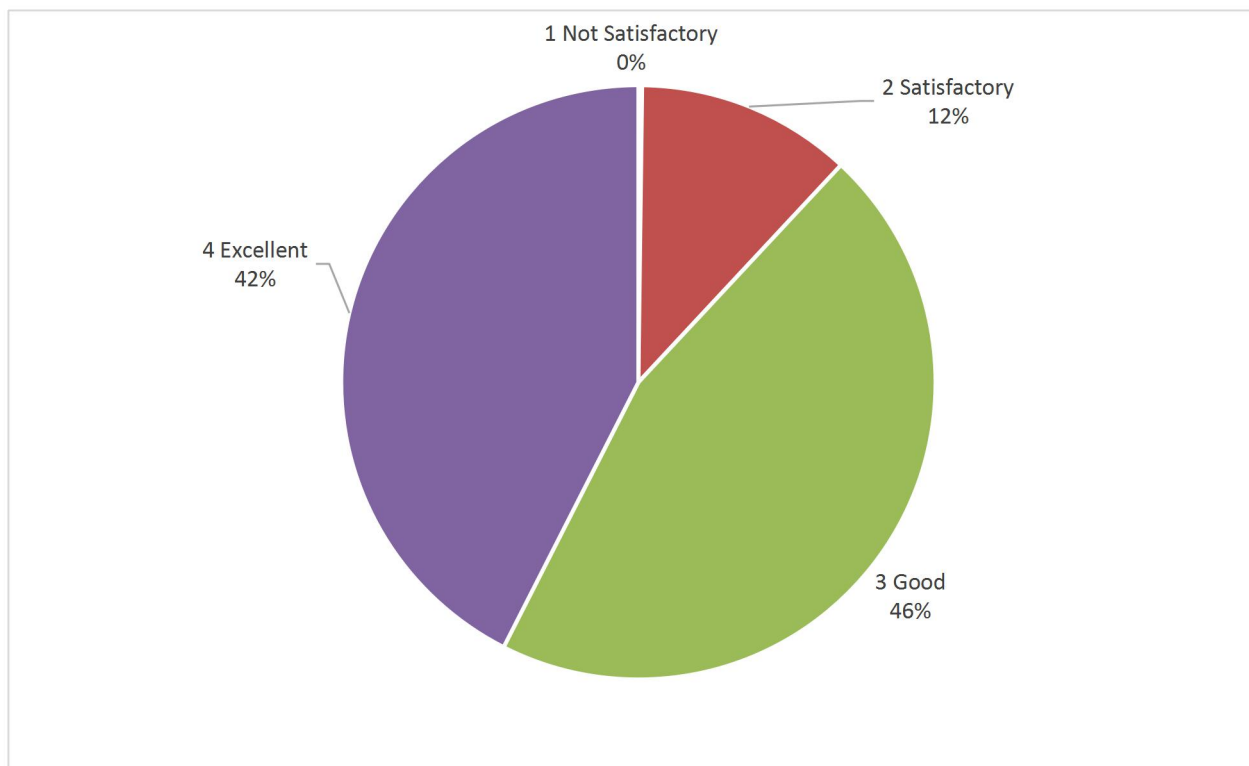


2016-2017

PARENTS TEACHERS MEET REPORT  
SHIFT - I

6. Infrastructure in the campus: (Labs, Classrooms, Library & Canteen)

S.No	Source	No of entries
1	Not Satisfactory	1
2	Satisfactory	58
3	Good	225
4	Excellent	210
	<b>Total</b>	<b>497</b>



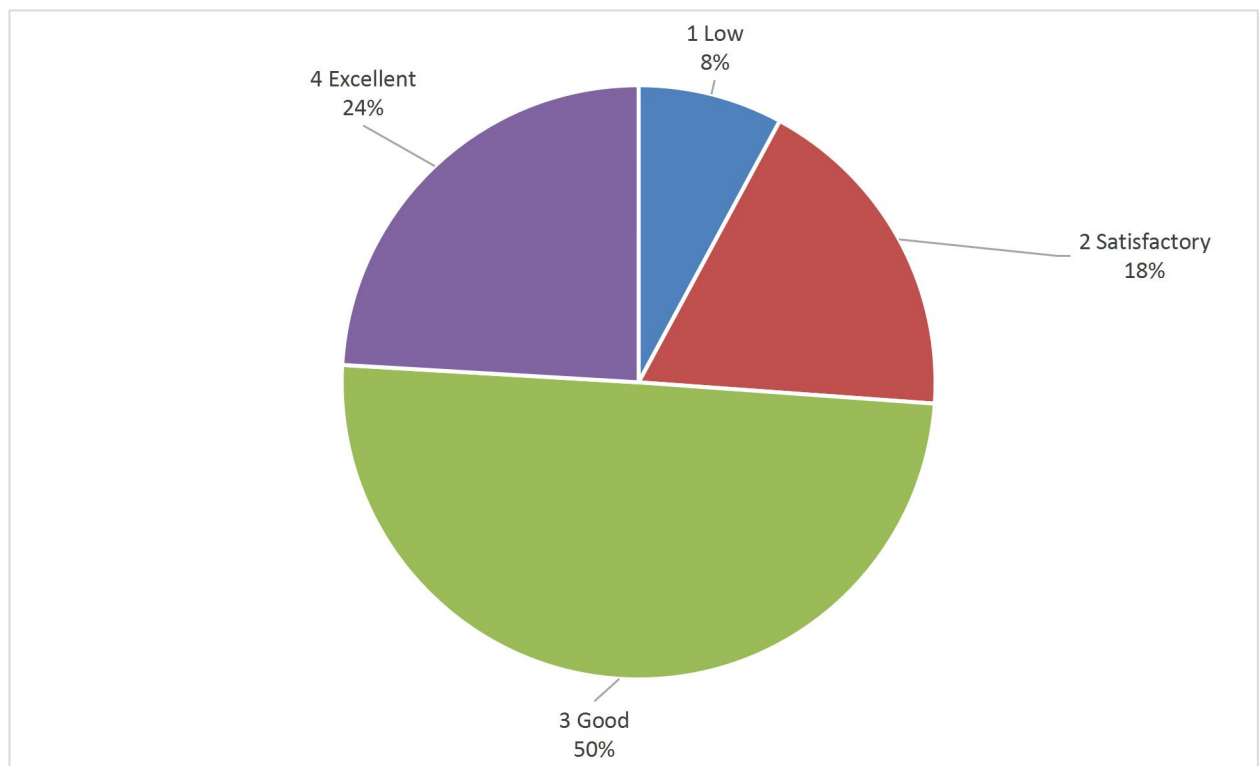


2016-2017

PARENTS TEACHERS MEET REPORT  
SHIFT - I

7. Standard of the CA Test and Semester Examinations are

S.No	Source	No of entries
1	Low	38
2	Satisfactory	88
3	Good	240
4	Excellent	116
	<b>Total</b>	<b>484</b>



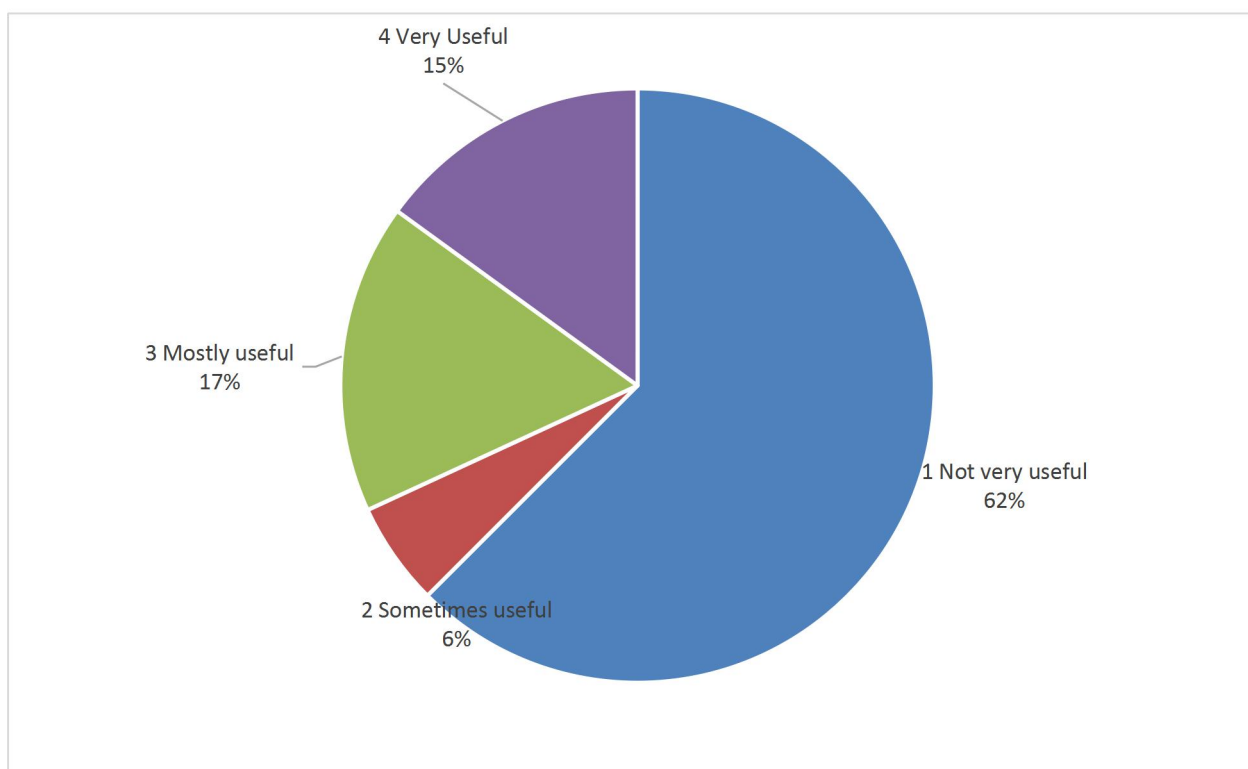


2016-2017

PARENTS TEACHERS MEET REPORT  
SHIFT - I

8) Co-curricular activities (Seminars, symposia, department festival and college cultural NCC, NSS) help the student

S.No	Source	No of entries
1	Not very useful	300
2	Sometimes useful	27
3	Mostly useful	81
4	Very Useful	72
	<b>Total</b>	<b>481</b>





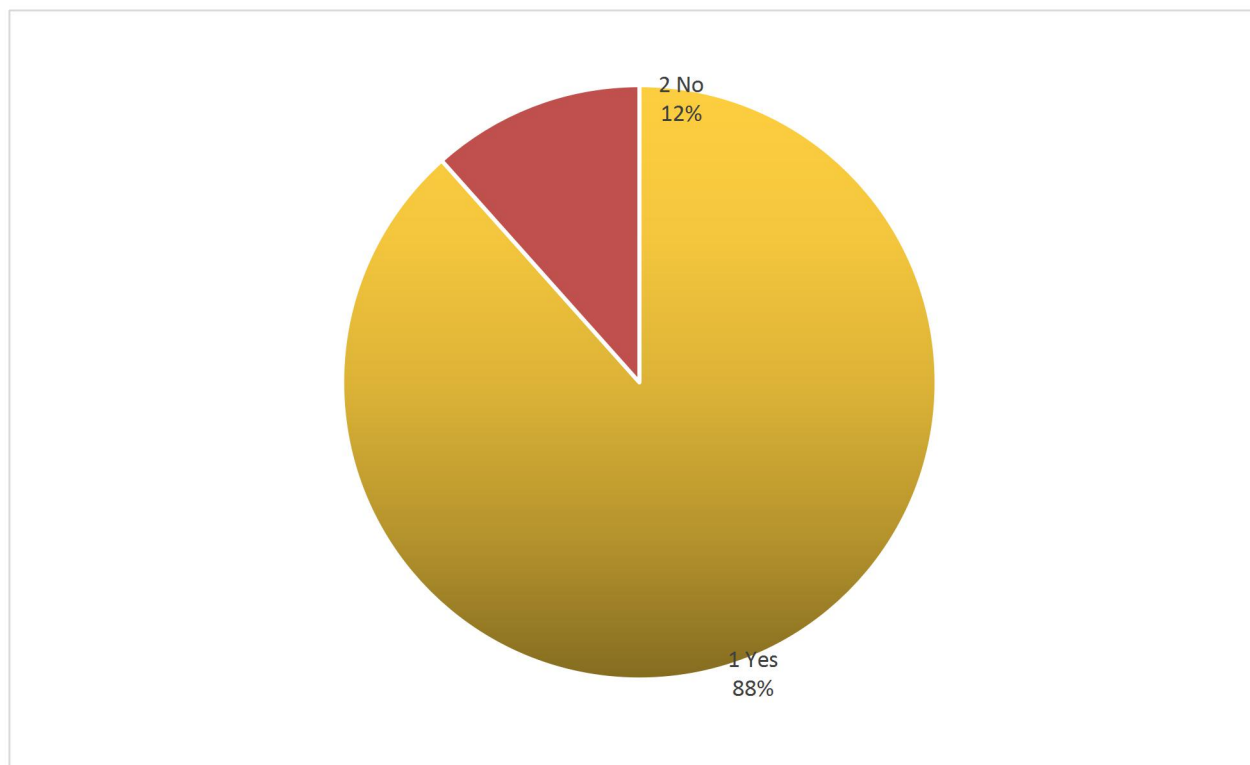


2016-2017

PARENTS TEACHERS MEET REPORT  
SHIFT - I

9 The fees collected by the college for all the courses is affordable

S.No	Source	No of entries
1	Yes	435
2	No	57
	<b>Total</b>	<b>492</b>



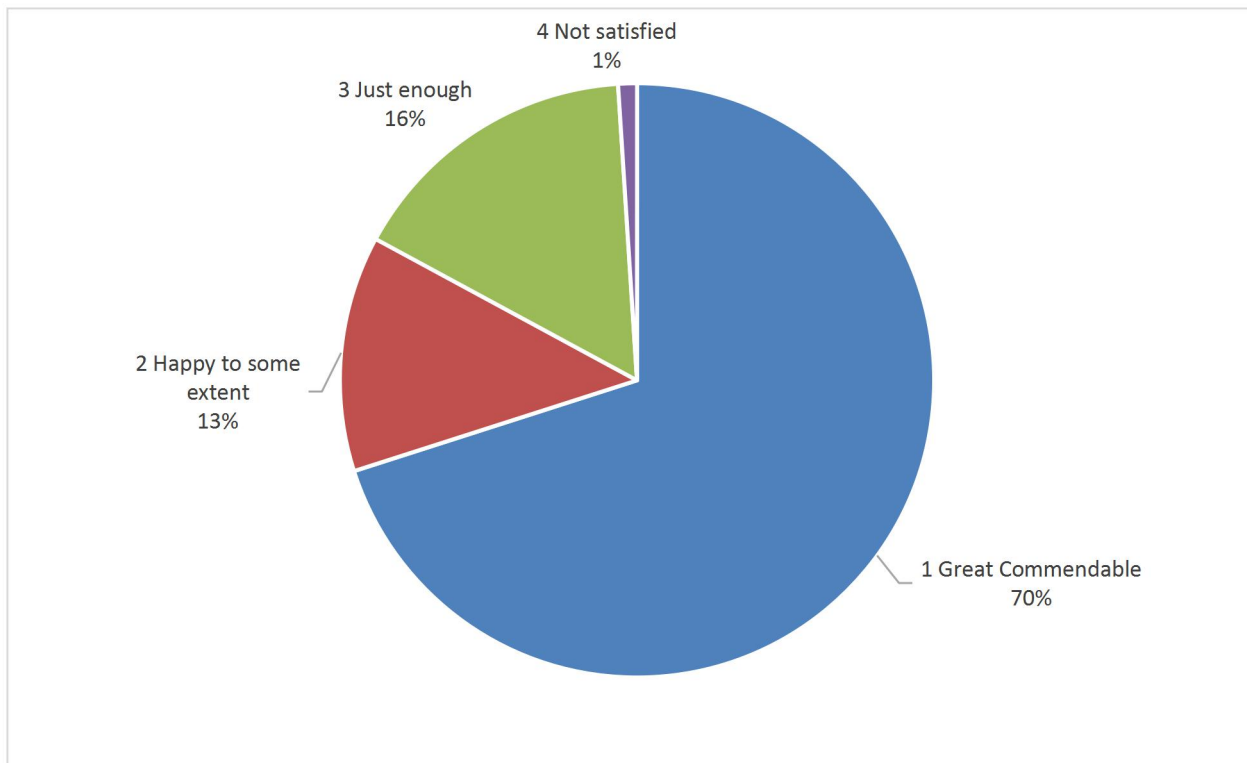


2016-2017

PARENTS TEACHERS MEET REPORT  
SHIFT - I

10. My overall impression of the college

S.No	Source	No of entries
1	Great Commendable	344
2	Happy to some extent	63
3	Just enough	79
4	Not satisfied	5
	<b>Total</b>	<b>492</b>





2016-2017

PARENTS TEACHERS MEET REPORT  
SHIFT - I

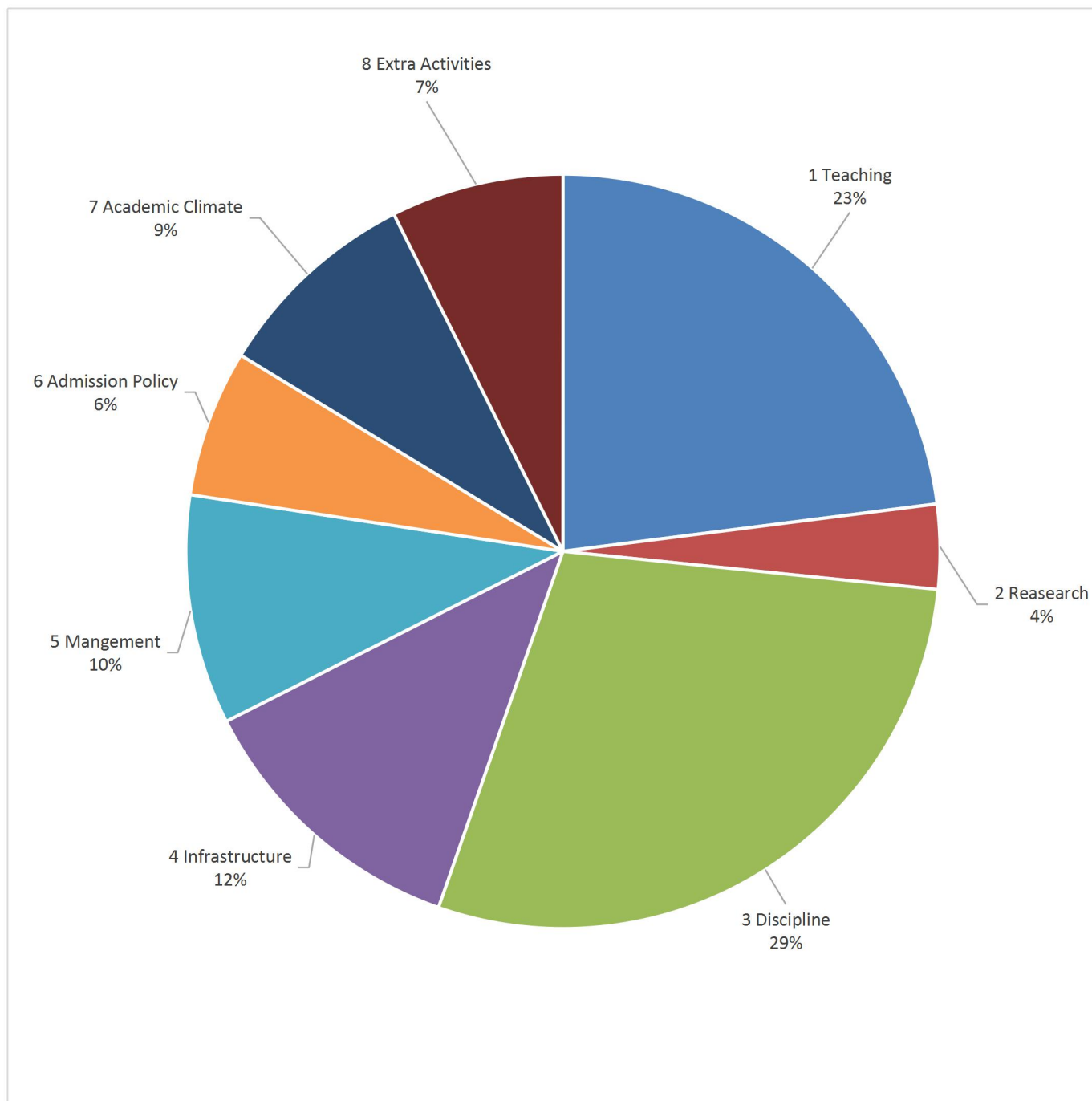
11) Choose any three aspects you consider best at Loyola

S.No	Source	No of entries
1	Teaching	292
2	Research	46
3	Discipline	365
4	Infrastructure	155
5	Management	125
6	Admission Policy	80
7	Academic Climate	113
8	Extra Activities	94
	<b>Total</b>	<b>418</b>



2016-2017

PARENTS TEACHERS MEET REPORT  
SHIFT - I



### **Quality of Curricular & Co-Curricular Programs and Faculty**

When the parents were asked about the quality of Academic Programs in Loyola College, around 83% of them expressed that it was adequate and rigorous, whereas 17% said that it was 'not so rigorous' and 'inadequate'. 81% said that the Quality of Teachers was between 'good' and 'excellent', 18% of them said that it was satisfactory while only 1% of them were not satisfied. 76% of the parents opined that the accessibility of the teachers was good and excellent whereas 2% expressed their dissatisfaction.

90% of the respondents emphasized that the Internship as part of the degree program was a very useful and most useful aspect and 83% of them had the same opinion for the inclusion of the Outreach Program. 88% of them expressed that the infrastructure facilities were good and excellent at the college.

74% of the parents indicated that the Standard of CIA tests and semester examination was good and excellent, 18% recorded that it was satisfactory while 8% expressed 'low' or invalid.

Co-Curricular activities in Loyola College is useful according to 38% of the parents who participated in the survey whereas 62% of them recorded that it was invalid and not useful.

### **Fees & Infrastructural Facilities**

88% of the parents who participated in the survey confidently expressed that the fees collected by the College were affordable whereas 12% of the respondents expressed that the fees were not affordable.


### **Overall Impression of the College**


When asked about three best aspects among a list of ten, many of them prioritized 1) Standard of Teaching (23%), 2) Discipline (29%) and 3) Infrastructure (12%) and also suggested further improvements in these areas.

83% of the parents emphasized that their overall Impression of the college was highly happy and commendable while 16% of them expressed their overall impression on the college was 'just enough' and only 1% responded under the category, 'not satisfied'.

### **Conclusion**

The consolidated feedback report was shared at the HODs/Coordinators/Officials Meeting and also with the departments for further appropriate actions and decision makings.

  
Dr A. Xavier Mahimairaj  
IQAC Coordinator  
Loyola College, Chennai – 34

  
Rev. Dr Arokiasamy Xavier, SJ  
Principal  
Loyola College, Chennai – 34



## **INTERNAL QUALITY ASSURANCE CELL (IQAC) LOYOLA COLLEGE (AUTONOMOUS), CHENNAI - 34**

---

### **A Report on the Feedback of Parents, Shift II, 2016-2017**

Emphasizing the importance of delivering quality education and the need to sustain the same, Loyola College regularly conducts a quality check from its various stakeholders through IQAC to collect their opinions and suggestions to augment quality services as well as make the right decisions wherever necessary. Every semester, a feedback session is conducted during the Parent-Teacher Meet. During the academic year, 2015-16, the Parent-Teacher Meet was conducted on 23<sup>rd</sup> July 2016 and 21<sup>st</sup> January 2017. Also, when parents visit the departments they had shared their views informally.

The questionnaire included important aspects of quality of curricular/co-curricular programs and the teaching faculty as well as their availability to meet the parents at the departments, affordability of tuition fees, infrastructural facilities and their overall impression of the college.

No. of questions: 12

No. of Parents Participated: 644

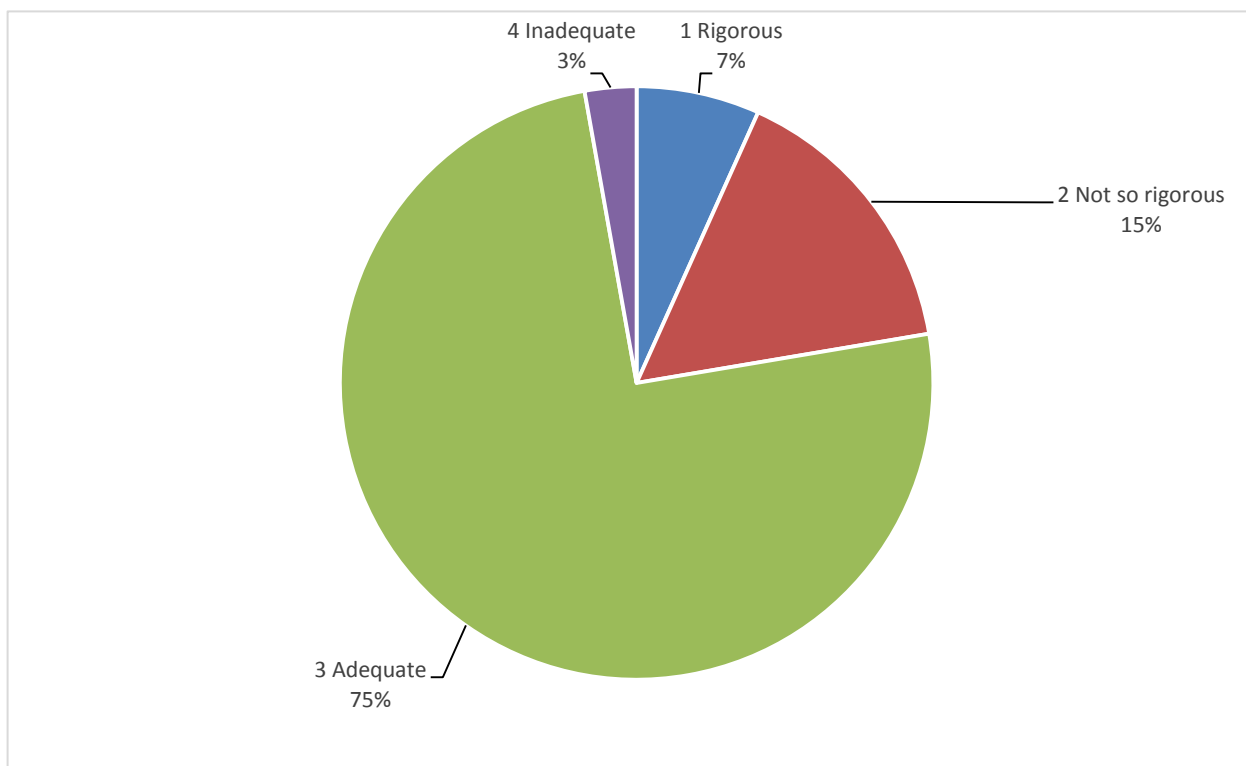


2016-2017

PARENTS TEACHERS MEET REPORT  
SHIFT - II

1. Academic Program in Loyola is

S.No	Source	No of entries
1	Rigorous	43
2	Not so rigorous	100
3	Adequate	479
4	Inadequate	18
	<b>Total</b>	<b>644</b>





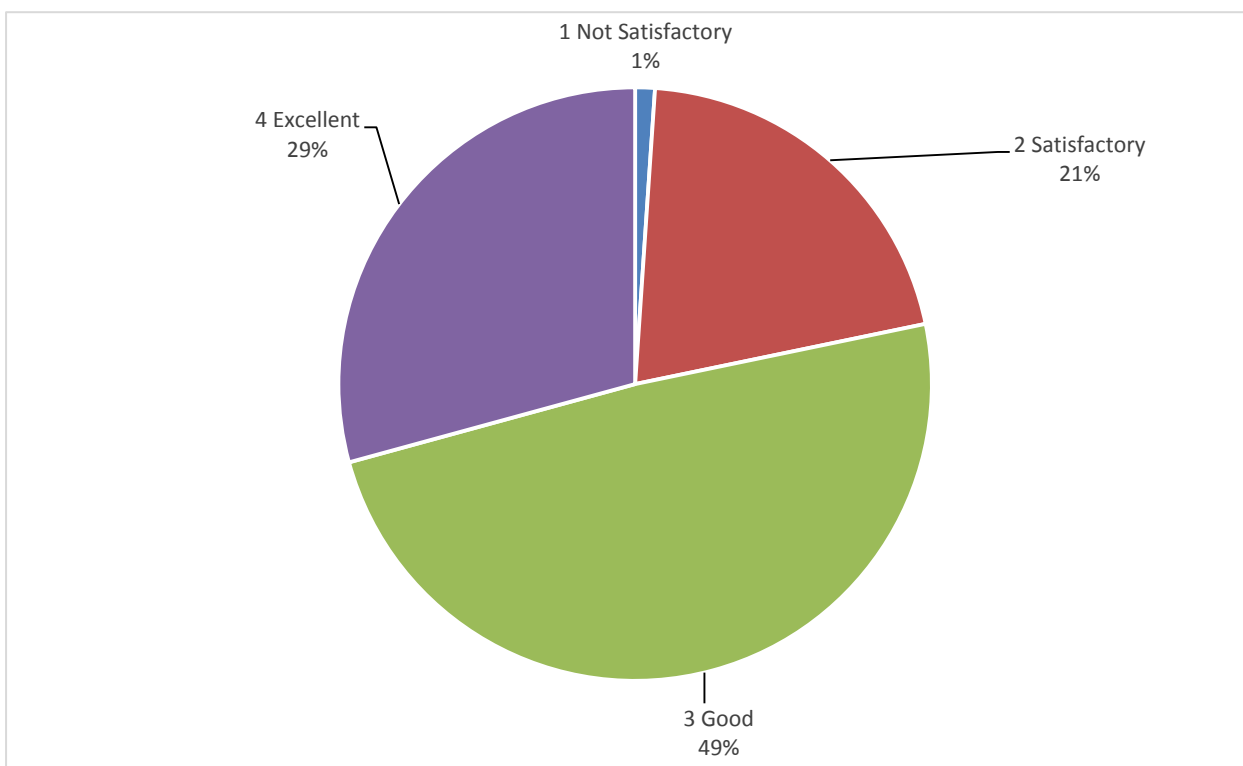


2016-2017

PARENTS TEACHERS MEET REPORT  
SHIFT - II

2. Quality of the teachers at Loyola is

S.No	Source	No of entries
1	Not Satisfactory	7
2	Satisfactory	135
3	Good	320
4	Excellent	191
	<b>Total</b>	<b>655</b>



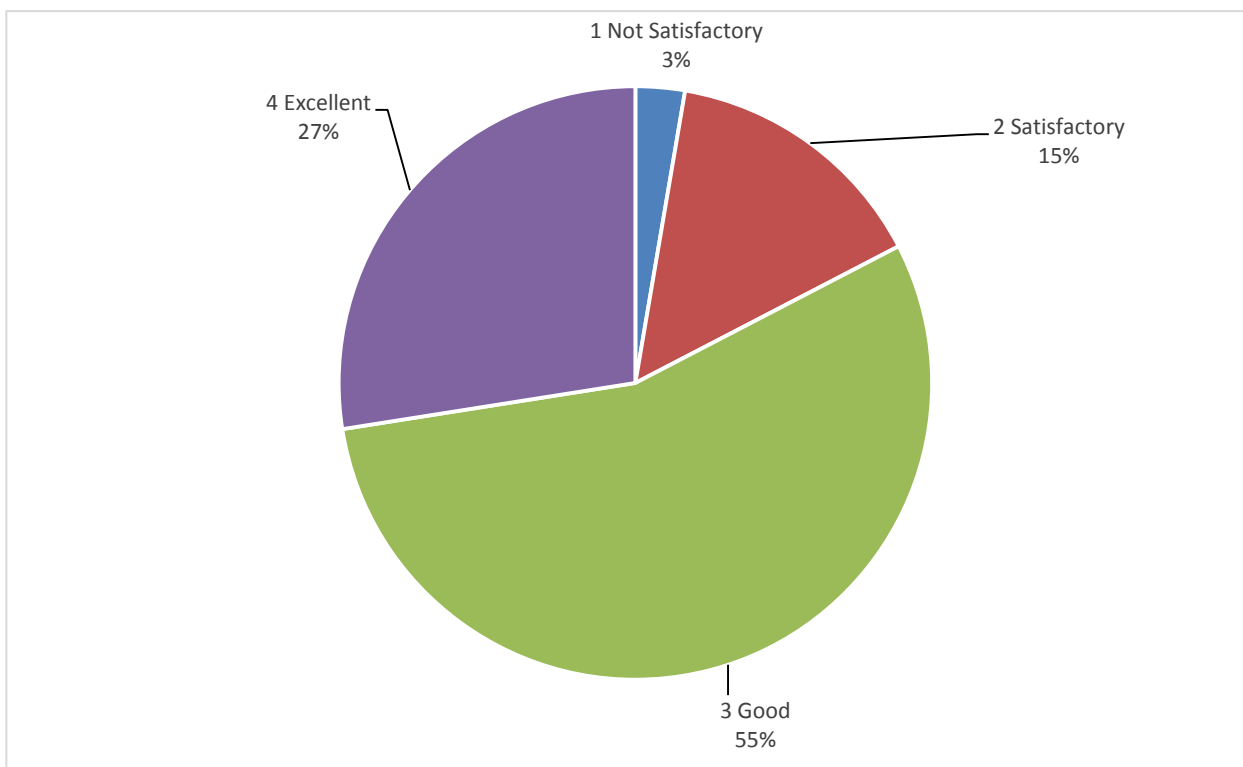


2016-2017

PARENTS TEACHERS MEET REPORT  
SHIFT - II

3. Accessibility of the teacher for parents in the department

S.No	Source	No of entries
1	Not Satisfactory	17
2	Satisfactory	93
3	Good	349
4	Excellent	174
	<b>Total</b>	<b>634</b>



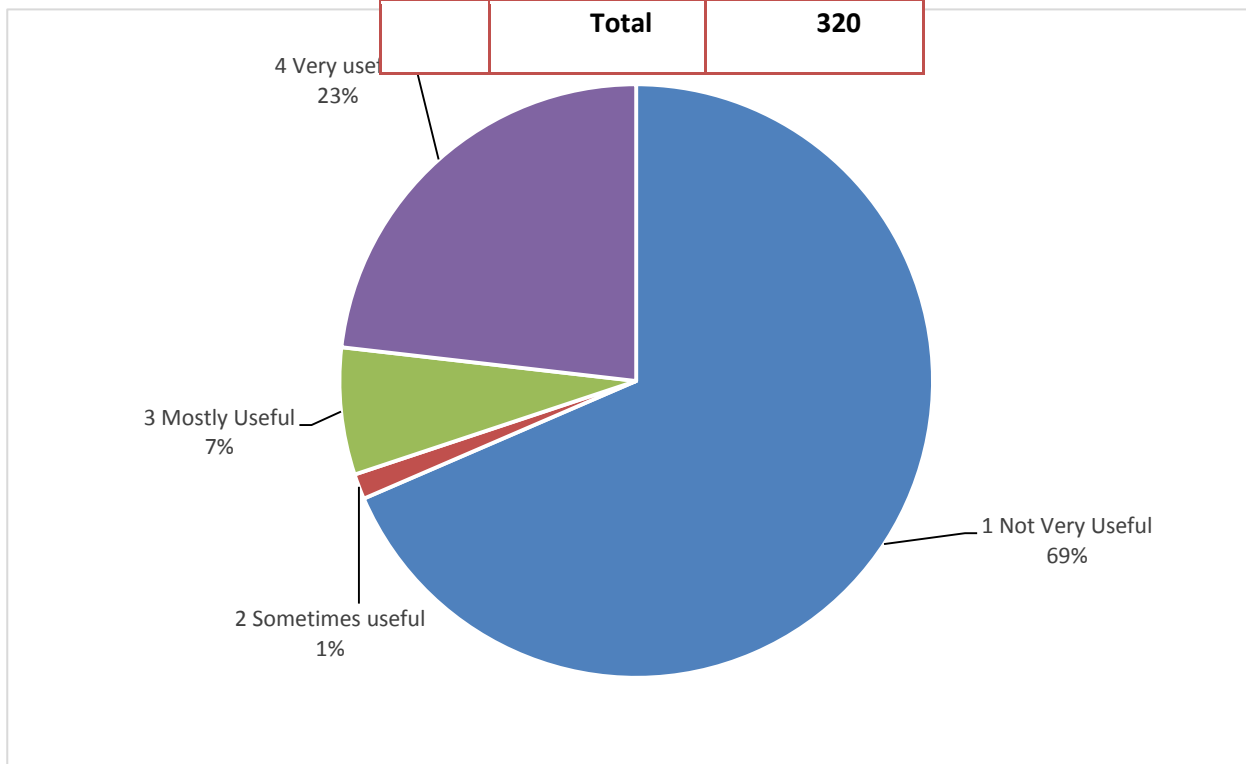


2016-2017

PARENTS TEACHERS MEET REPORT  
SHIFT - II

4. Internship as part of the degree programme is (one month outside the college, work in an industry or civil society organisation)

S.No	Source	No of entries
1	Not Very Useful	594
2	Sometimes useful	12
3	Mostly Useful	60
4	Very useful	201
	<b>Total</b>	<b>320</b>



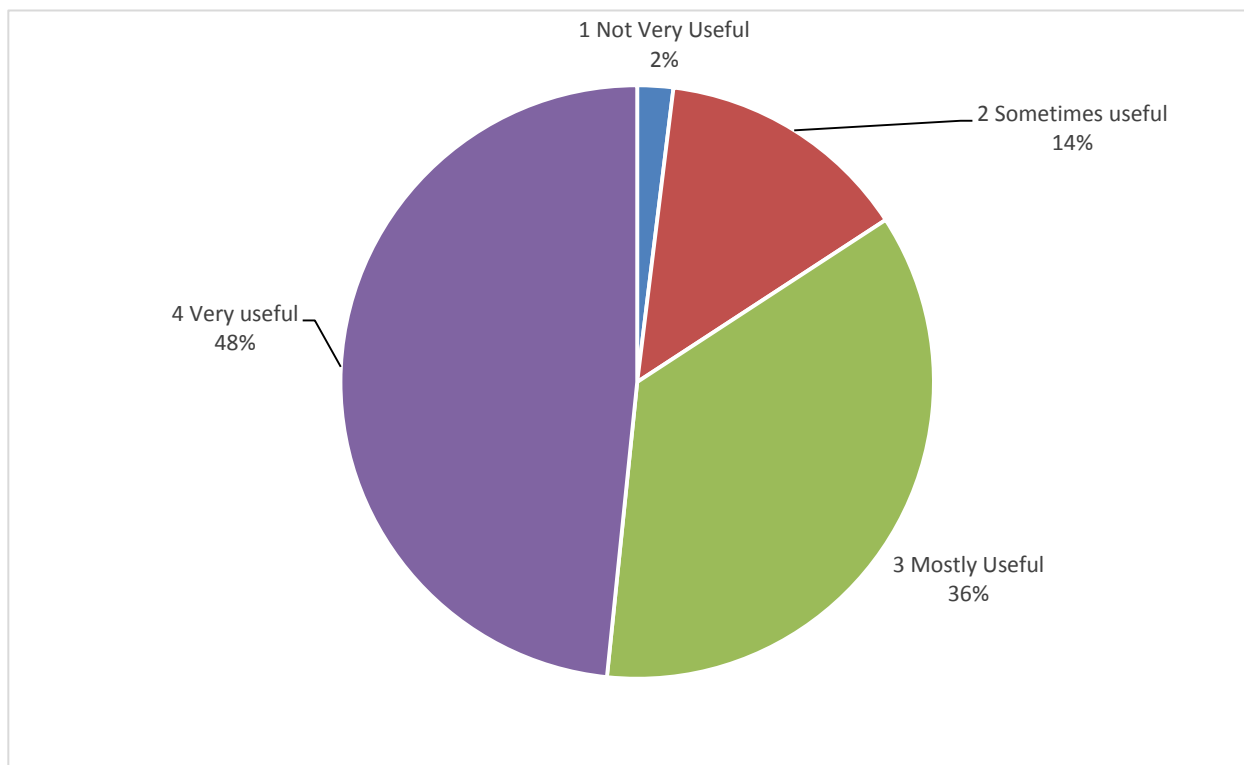


2016-2017

PARENTS TEACHERS MEET REPORT  
SHIFT - II

5. Usefulness of the Outreach programme

S.No	Source	No of entries
1	Not Very Useful	12
2	Sometimes useful	85
3	Mostly Useful	220
4	Very useful	297
	<b>Total</b>	<b>615</b>



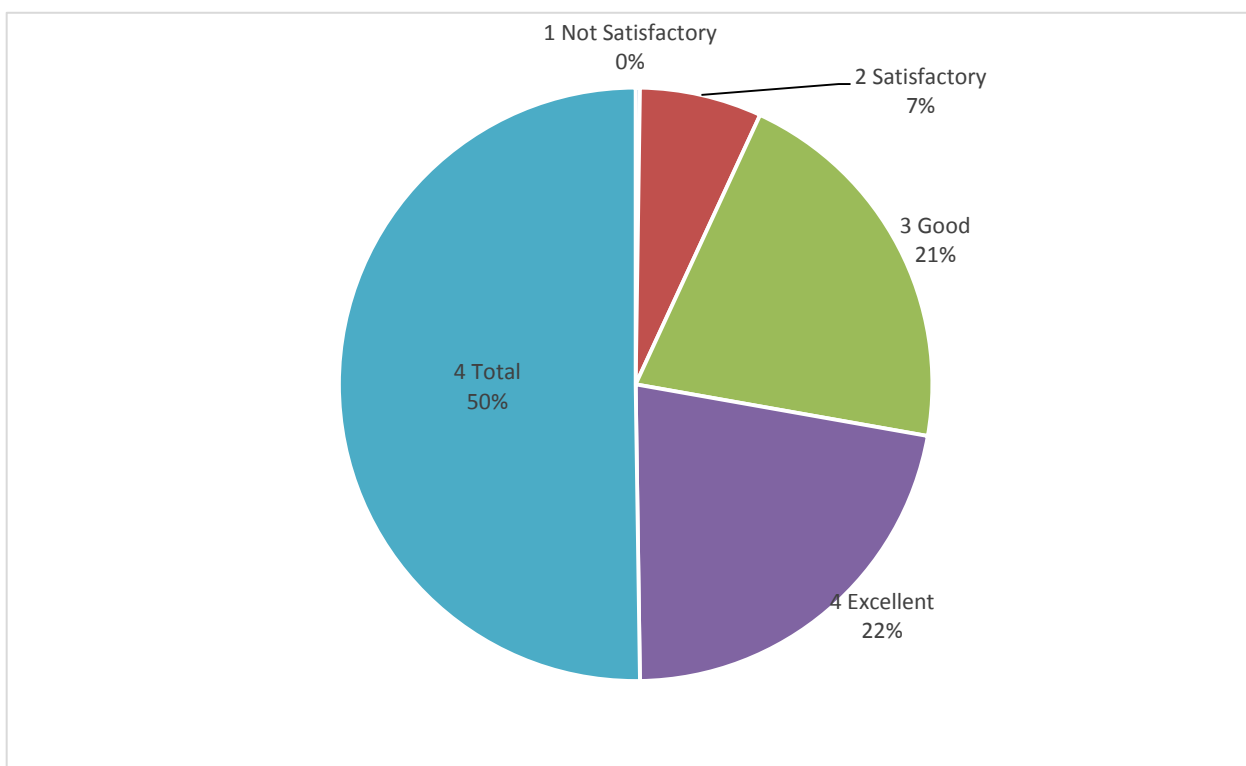


2016-2017

PARENTS TEACHERS MEET REPORT  
SHIFT - II

6. Infrastructure in the campus: (Labs, Classrooms, Library & Canteen)

S.No	Source	No of entries
1	Not Satisfactory	3
2	Satisfactory	86
3	Good	270
4	Excellent	284
	<b>Total</b>	<b>649</b>



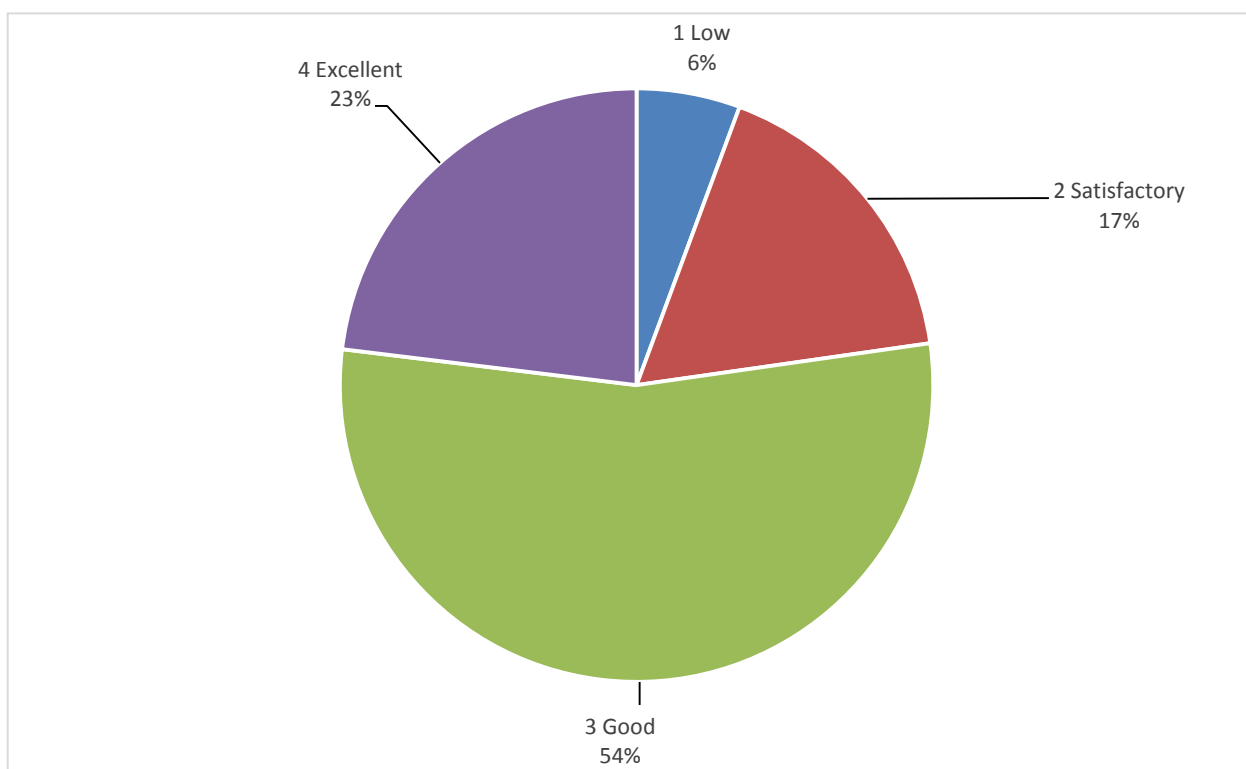


2016-2017

PARENTS TEACHERS MEET REPORT  
SHIFT - II

7. Standard of the CA Test and Semester Examinations are

S.No	Source	No of entries
1	Low	35
2	Satisfactory	106
3	Good	336
4	Excellent	143
	<b>Total</b>	<b>623</b>



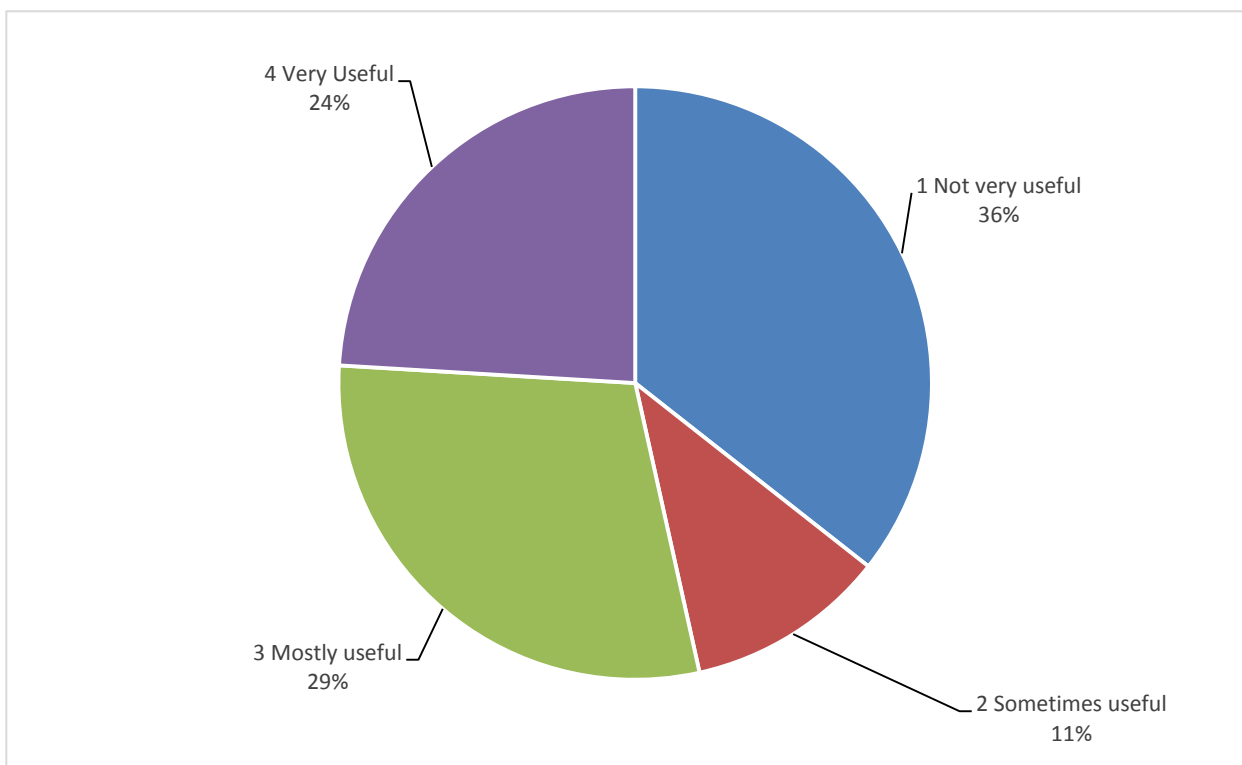


2016-2017

PARENTS TEACHERS MEET REPORT  
SHIFT - II

8) Co-curricular activities (Seminars, symposia, department festival and college cultural NCC, NSS) help the student

S.No	Source	No of entries
1	Not very useful	225
2	Sometimes useful	69
3	Mostly useful	186
4	Very Useful	152
	<b>Total</b>	<b>634</b>



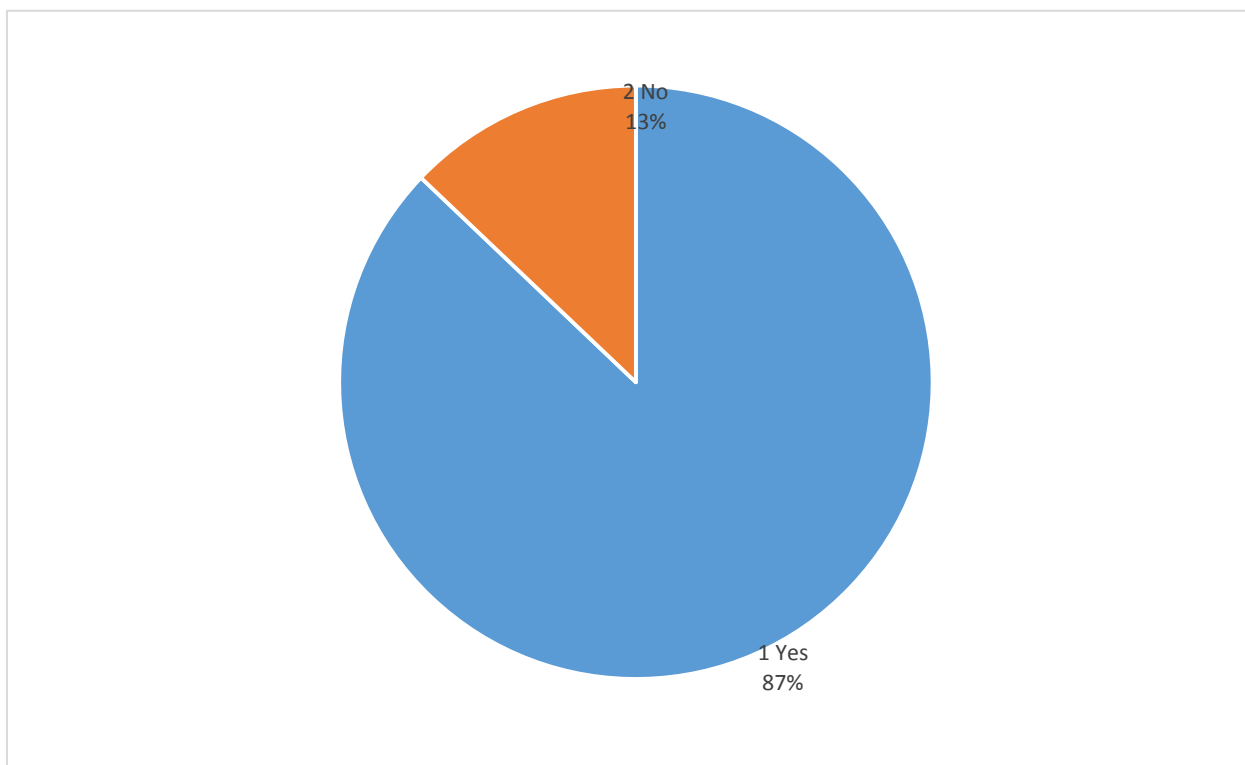


2016-2017

PARENTS TEACHERS MEET REPORT  
SHIFT - II

9 The fees collected by the college for all the courses is affordable

S.No	Source	No of entries
1	Yes	473
2	No	70
	<b>Total</b>	<b>641</b>





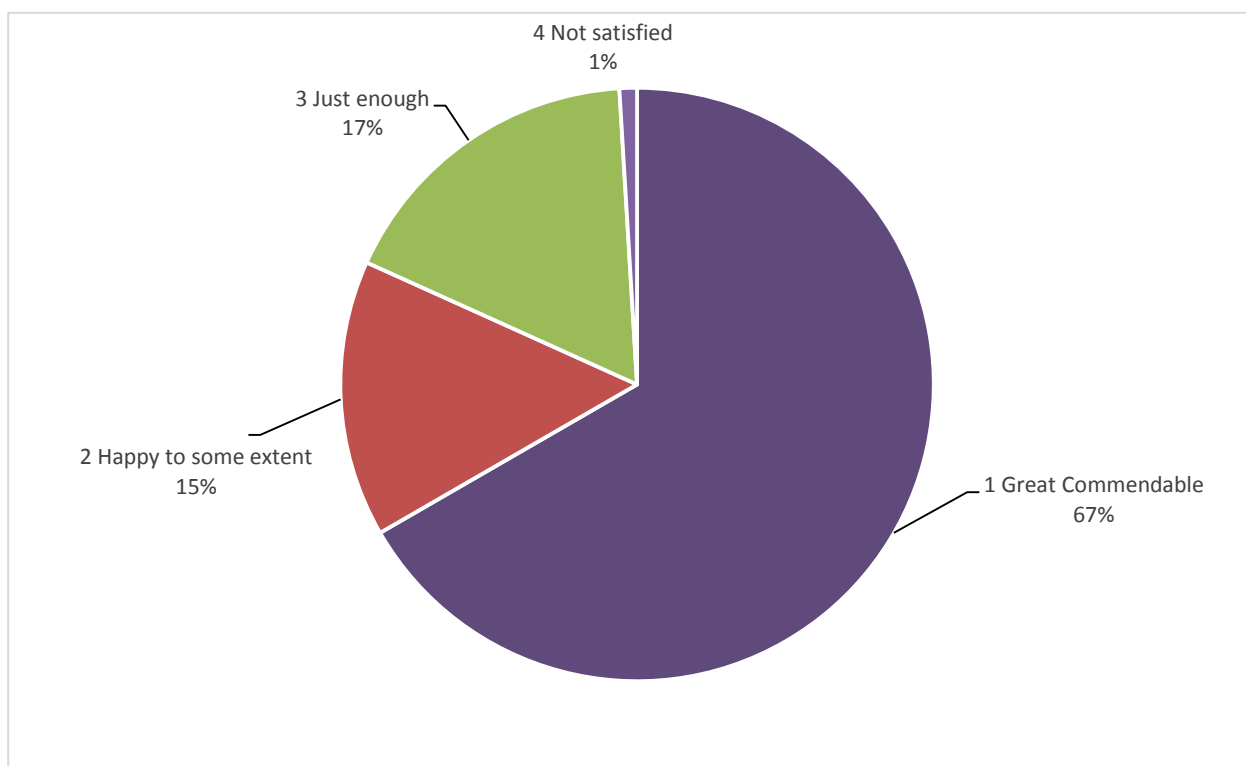


2016-2017

PARENTS TEACHERS MEET REPORT  
SHIFT - II

10. My overall impression of the college

S.No	Source	No of entries
1	Great Commendable	420
2	Happy to some extent	95
3	Just enough	109
4	Not satisfied	6
	<b>Total</b>	<b>633</b>





2016-2017

PARENTS TEACHERS MEET REPORT  
SHIFT - II

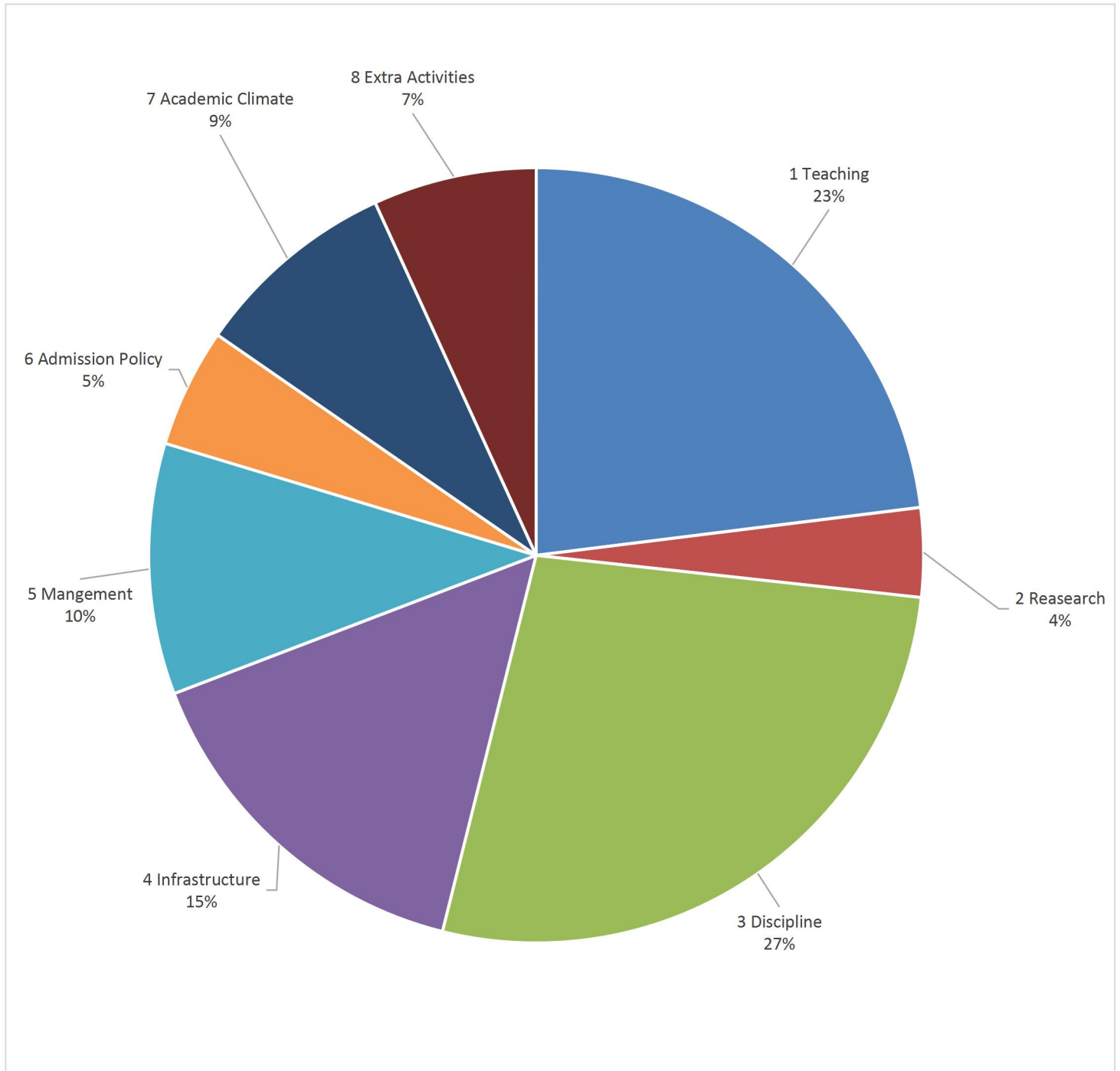
11. Choose any three aspects you consider best at Loyola

S.No	Source	No of entries
1	Teaching	385
2	Research	62
3	Discipline	454
4	Infrastructure	256
5	Management	175
6	Admission Policy	83
7	Academic Climate	143
8	Extra Activities	114
	<b>Total</b>	<b>626</b>



2016-2017

PARENTS TEACHERS MEET REPORT  
SHIFT - II



### **Quality of Curricular & Co-Curricular Programs and Faculty**

When the parents were asked about the quality of Academic Programs in Loyola College, around 82% of them expressed that it was adequate and rigorous, whereas 18% said that it was 'not so rigorous' and 'inadequate'. 88% said that the Quality of Teachers was between 'good' and 'excellent', 21% of them said that it was satisfactory while only 1% of them were not satisfied. 97% of the parents opined that the accessibility of the teachers was satisfactory, good and excellent whereas 3% expressed their dissatisfaction.

31% of the respondents emphasized that the Internship as part of the degree program was a very useful and most useful aspect whereas 69% expressed their dissatisfaction. Regarding the inclusion of the Outreach Program, 98% of them found it useful whereas only 2% of them were not happy about it. 97% of them expressed that the infrastructure facilities were satisfactory, good and excellent at the college.

77% of the parents indicated that the Standard of CIA tests and semester examination was good and excellent, 17% recorded that it was satisfactory while 6% expressed 'low' or invalid.

Co-Curricular activities in Loyola College is useful according to 64% of the parents who participated in the survey whereas 36% of them recorded that it was invalid and not useful.

### **Fees & Infrastructural Facilities**

87% of the parents who participated in the survey confidently expressed that the fees collected by the College were affordable whereas 13% of the respondents expressed that the fees were not affordable.


### **Overall Impression of the College**


When asked about three best aspects among a list of ten, many of them prioritized 1) Standard of Teaching (52%), 2) Discipline (27%) and 3) Infrastructure (11%) and also suggested further improvements in these areas.

82% of the parents emphasized that their overall Impression of the college was highly happy and commendable while 17% of them expressed their overall impression on the college was 'just enough' and only 1% responded under the category, 'not satisfied'.

### **Conclusion**

The consolidated feedback report was shared at the HODs/Coordinators/Officials Meeting and also with the departments for further appropriate actions and decision makings.

  
Dr A. Xavier Mahimairaj  
IQAC Coordinator  
Loyola College, Chennai – 34

  
Rev. Dr Arokiasamy Xavier, SJ  
Principal  
Loyola College, Chennai – 34



**INTERNAL QUALITY ASSURANCE CELL (IQAC)  
LOYOLA COLLEGE (AUTONOMOUS), CHENNAI - 34**

---

**A REPORT ON STUDENT FEEDBACK, 2016-17**

Loyola College collects feedback from the graduating students through online student portal to obtain their feedback on various aspects of academic and administrative activities in order to perform a quality check and sustain the quality education rendered to the student community. As part of this exercise, IQAC has conducted the feedback session for the academic year, 2017-18 and collated their views based on some of the important aspects:

- The expected outcome of courses based on the objectives of the curriculum
- Teaching methodologies and assessment strategies employed by the teachers
- Learning facilities, resources and guidance
- provisions of extension and co-curricular activities and
- Overall impression of the program

No. of questions: 10

No. of participants: 3205

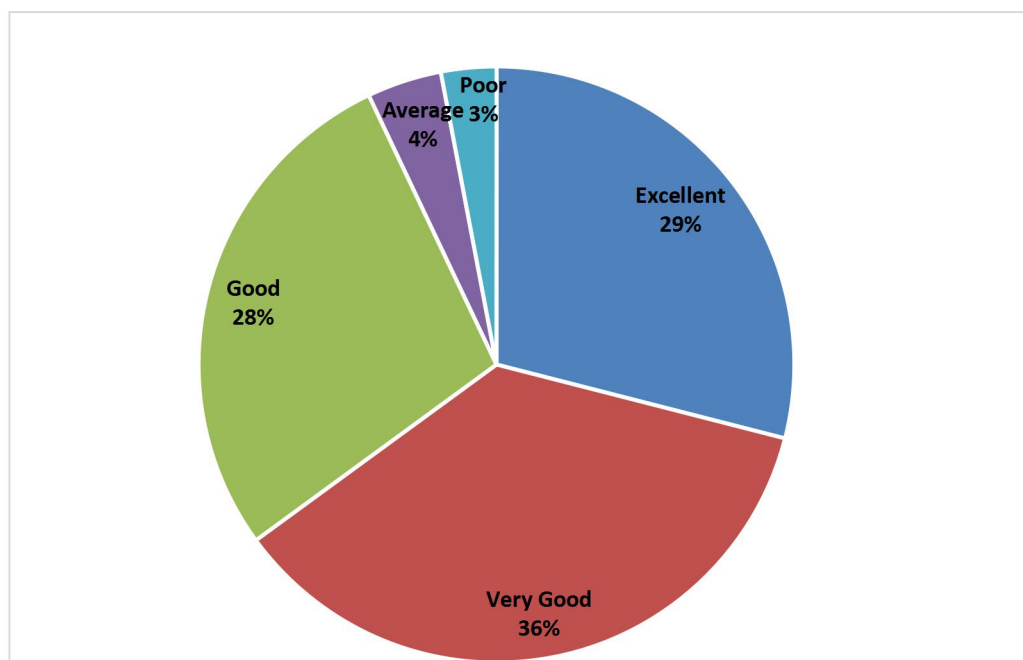


2016-2017

## STUDENTS FEEDBACK

1) How do you rate the syllabus of the course that you have gone through in relation to the expected outcome of the course?

Option	Frequency	Percentage
Excellent	929	28.98595944
Very Good	1153	35.975039
Good	897	27.9875195
Average	130	4.056162246
Poor	96	2.995319813
<b>TOTAL</b>	<b>3205</b>	<b>100</b>



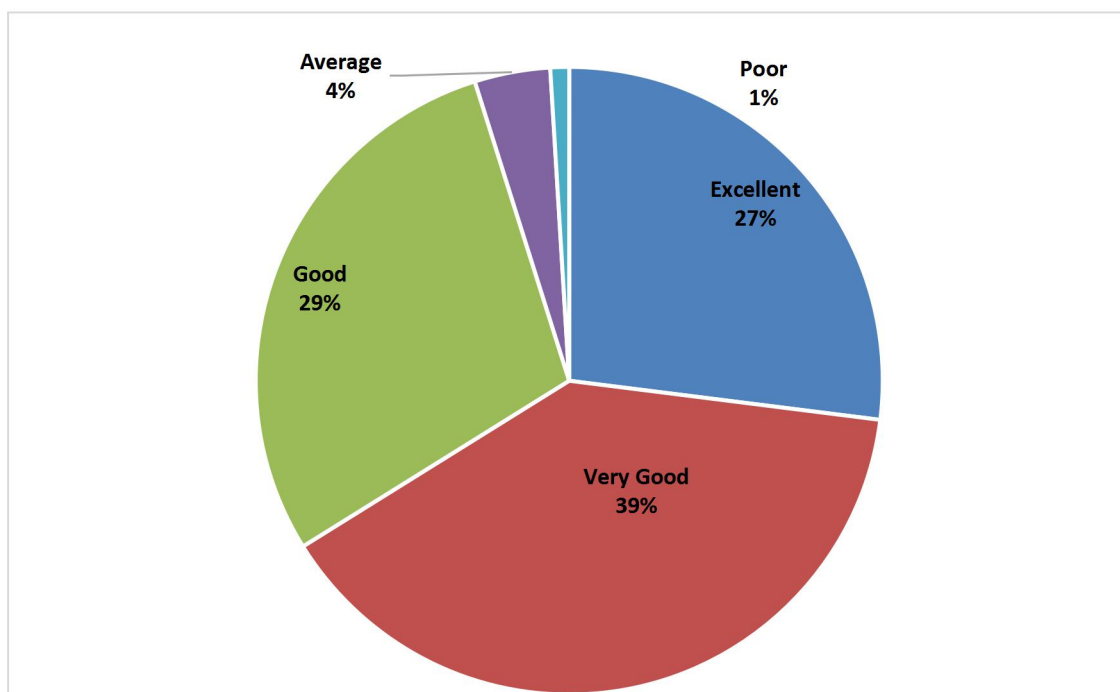


2016-2017

## STUDENTS FEEDBACK

2) How do you rate the allocation of credits and hours to the courses?

Option	Frequency	Percentage
Excellent	865	26.98907956
Very Good	1255	39.1575663
Good	929	28.98595944
Average	125	3.900156006
Poor	31	0.96723869
<b>TOTAL</b>	<b>3205</b>	<b>100</b>





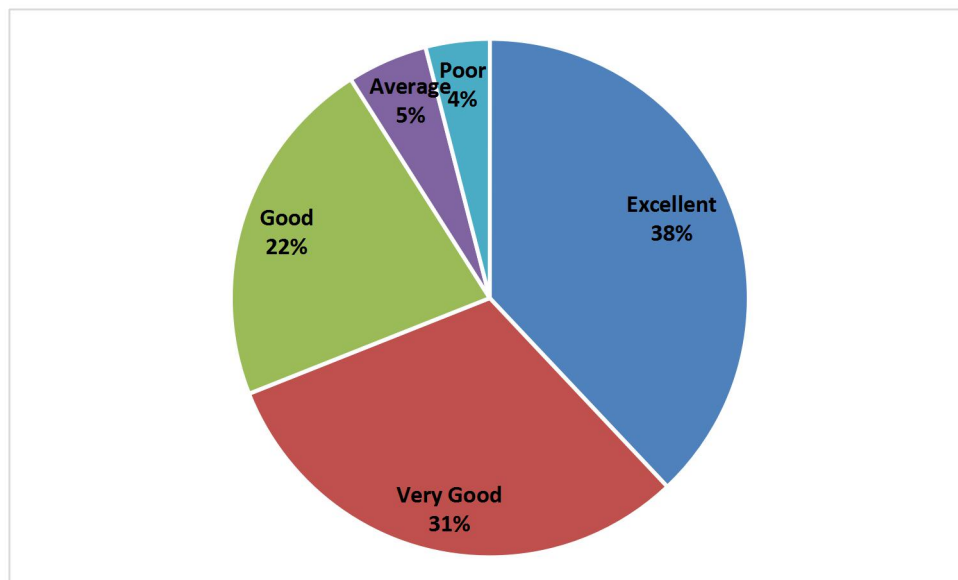


2016-2017

## STUDENTS FEEDBACK

### 3) Syllabus of each course covers recent trends and developments

Option	Frequency	Percentage
Excellent	1217	37.97191888
Very Good	994	31.01404056
Good	705	21.99687988
Average	161	5.023400936
Poor	128	3.99375975
<b>TOTAL</b>	<b>3205</b>	<b>100</b>



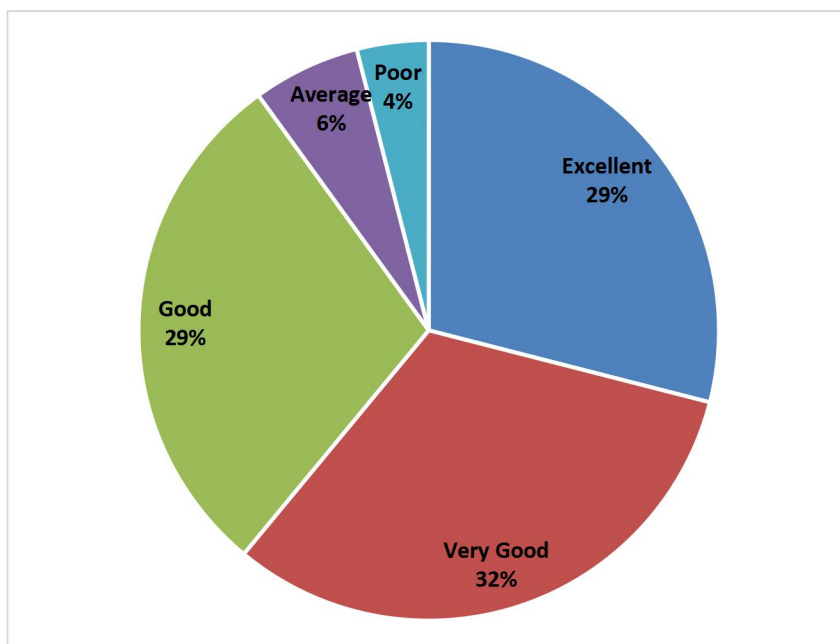


2016-2017

## STUDENTS FEEDBACK

4) How do you rate the various papers in terms of their relevance to the specialization streams?

Option	Frequency	Percentage
Excellent	929	28.98595944
Very Good	1026	32.0124805
Good	930	29.01716069
Average	192	5.990639626
Poor	128	3.99375975
<b>TOTAL</b>	<b>3205</b>	<b>100</b>



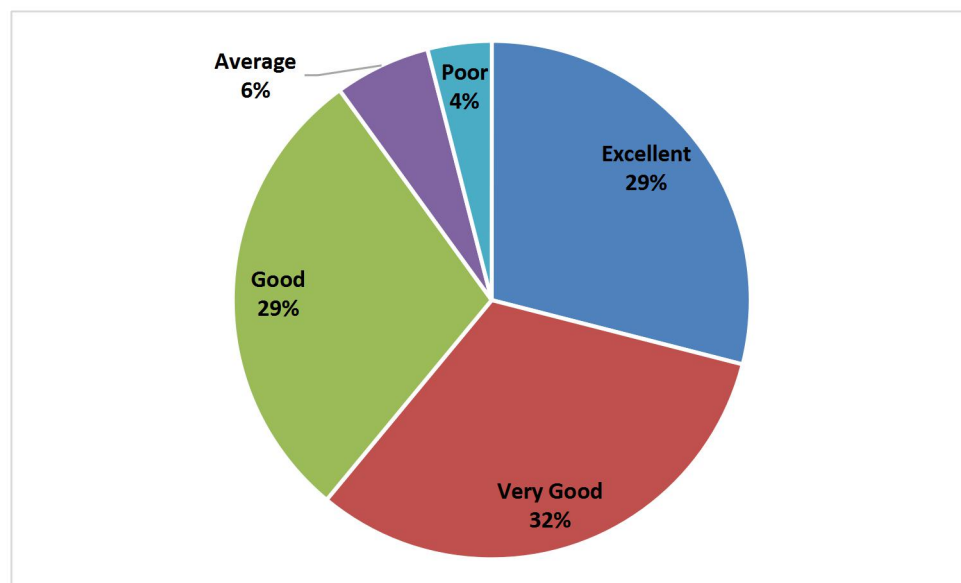


2016-2017

## STUDENTS FEEDBACK

### 5) Teaching methods followed by teachers

Option	Frequency	Percentage
Excellent	929	28.98595944
Very Good	1026	32.0124805
Good	930	29.01716069
Average	192	5.990639626
Poor	128	3.99375975
<b>TOTAL</b>	<b>3205</b>	<b>100</b>



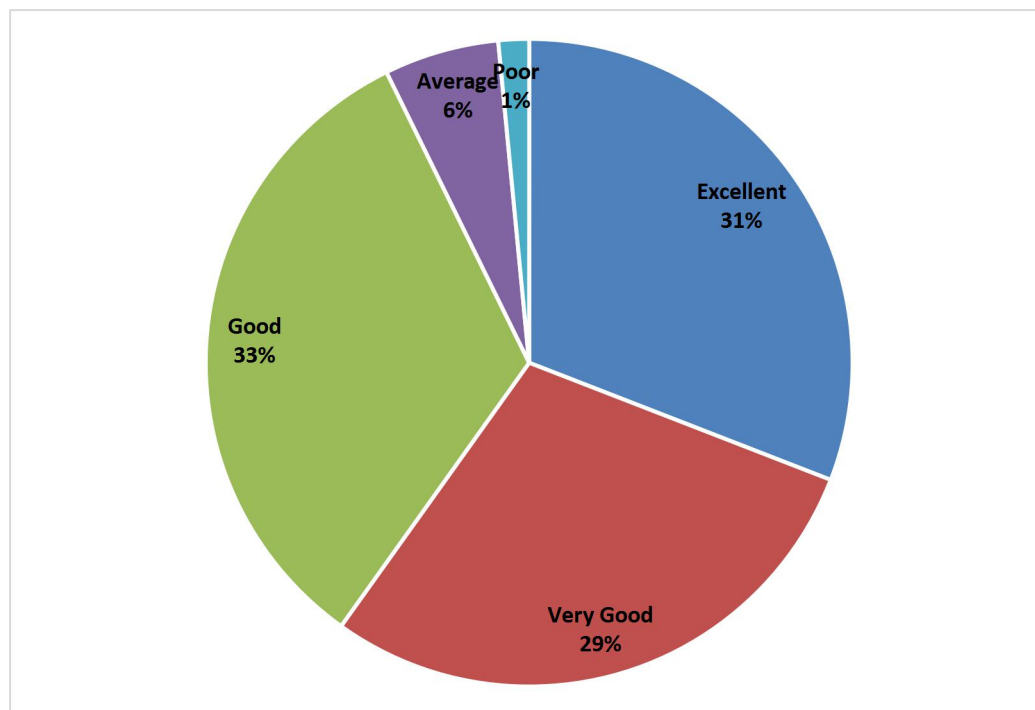


2016-2017

## STUDENTS FEEDBACK

### 6) The objectivity of assessment and evaluation

Option	Frequency	Percentage
Excellent	990	30.88923557
Very Good	929	28.98595944
Good	1053	32.8549142
Average	184	5.741029641
Poor	49	1.528861154
<b>TOTAL</b>	<b>3205</b>	<b>100</b>



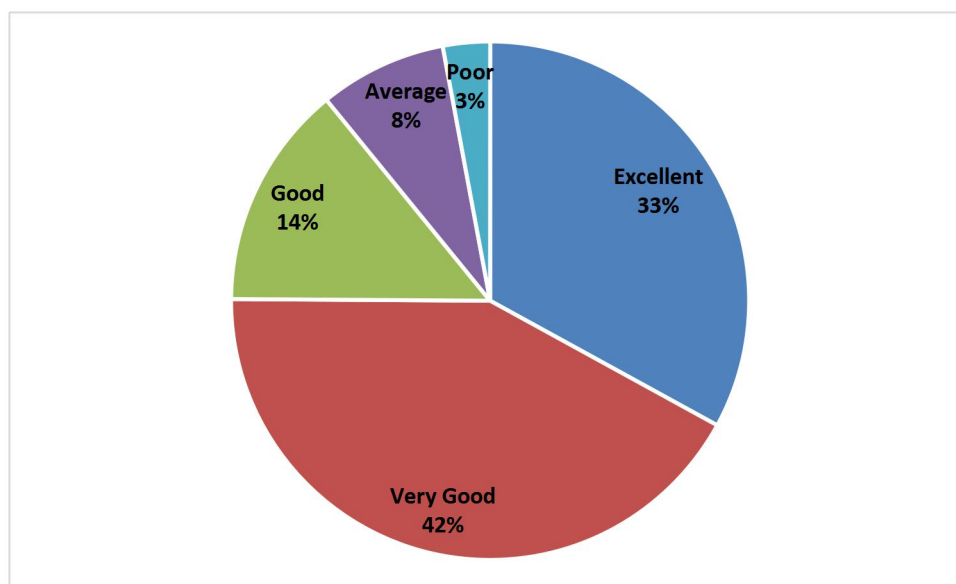


2016-2017

## STUDENTS FEEDBACK

7) The provisions that are available for students accompaniment in the college

Option	Frequency	Percentage
Excellent	1057	32.97971919
Very Good	1350	42.12168487
Good	449	14.00936037
Average	255	7.956318253
Poor	94	2.932917317
<b>TOTAL</b>	<b>3205</b>	<b>100</b>



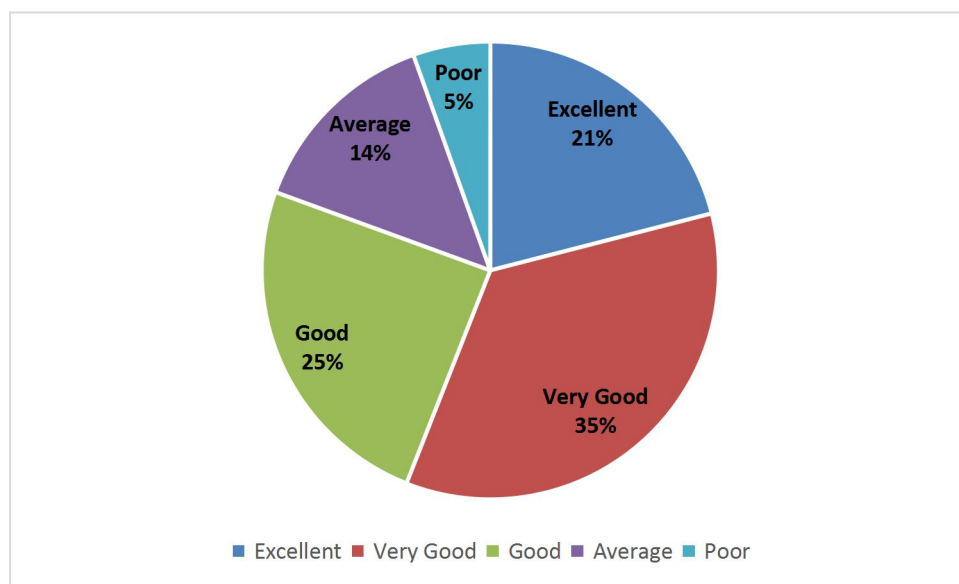


2016-2017

## STUDENTS FEEDBACK

8) How do you rate learning resources that are available in the college (Library, Lab, ICT Provisions and others)?

Option	Frequency	Percentage
Excellent	673	20.99843994
Very Good	1121	34.97659906
Good	788	24.58658346
Average	448	13.97815913
Poor	175	5.460218409
<b>TOTAL</b>	<b>3205</b>	<b>100</b>



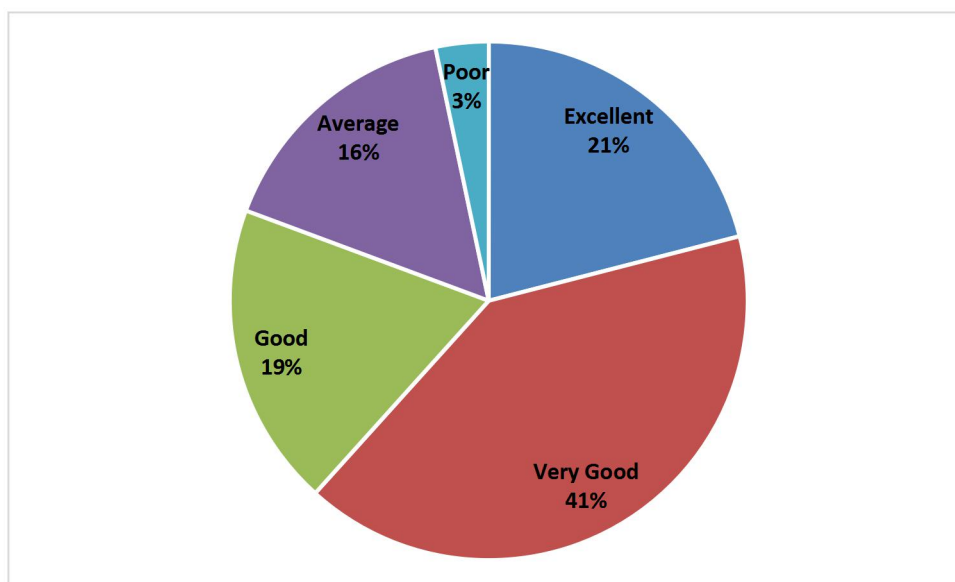


2016-2017

## STUDENTS FEEDBACK

9) How do you rate various provisions of extension and co curricular activities of the college?

Option	Frequency	Percentage
Excellent	673	20.99843994
Very Good	1304	40.68642746
Good	608	18.97035881
Average	514	16.0374415
Poor	106	3.307332293
<b>TOTAL</b>	<b>3205</b>	<b>100</b>



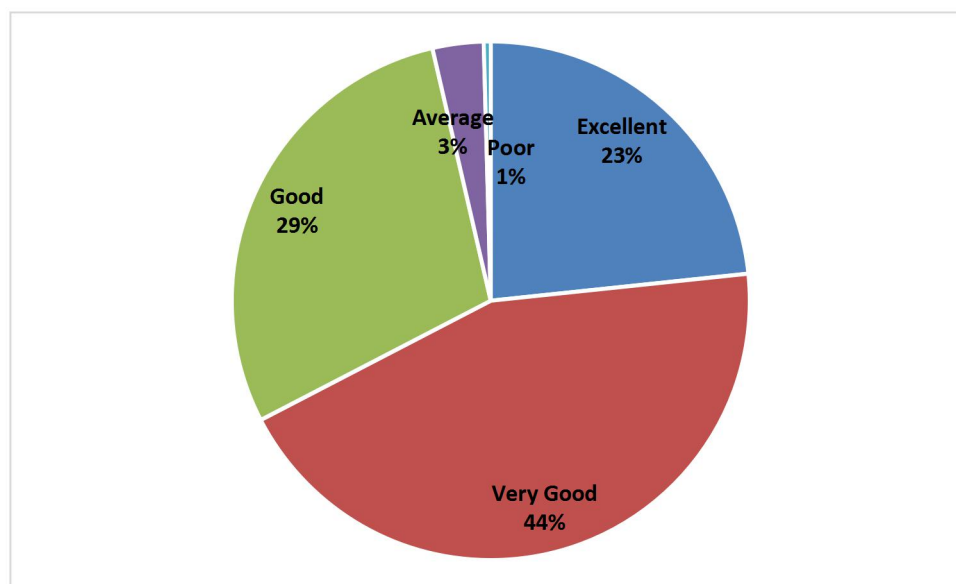


2016-2017

## STUDENTS FEEDBACK

### 10) Overall rating of the program and various facilities in the college

Option	Frequency	Percentage
Excellent	748	23.33853354
Very Good	1412	44.05616225
Good	929	28.98595944
Average	102	3.182527301
Poor	14	0.436817473
<b>TOTAL</b>	<b>3205</b>	<b>100</b>





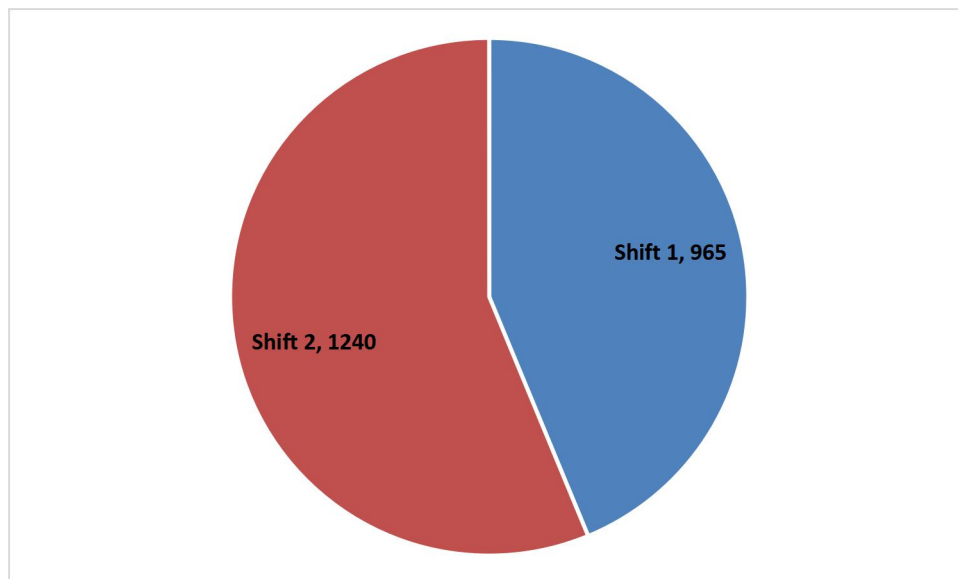


2016-2017

STUDENTS  
FEEDBACK

### 11) Distribution of students

<b>Shift 1</b>	965	30.10920437
<b>Shift 2</b>	1240	38.68954758
<b>Total</b>	3205	68.79875195



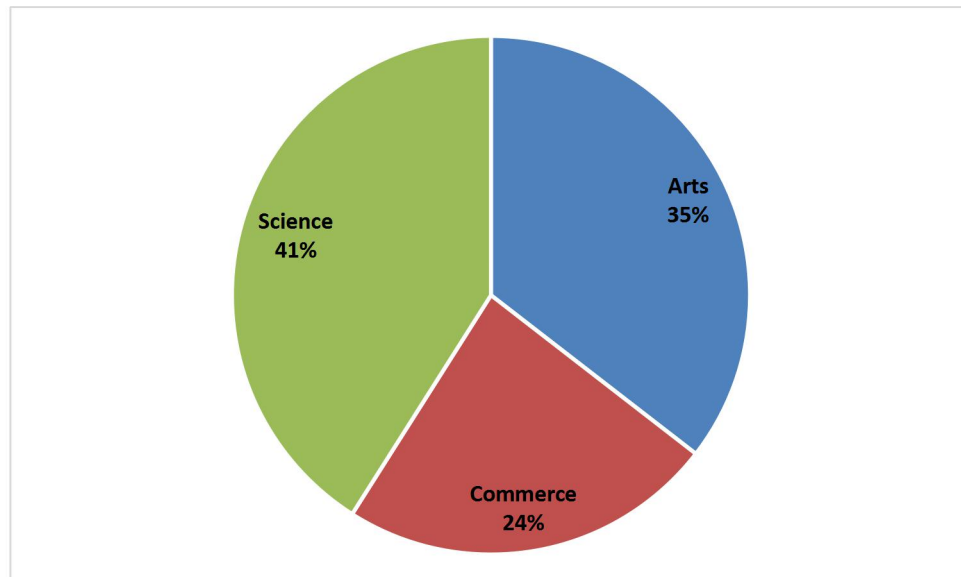


2016-2017

STUDENTS  
FEEDBACK

## 12) Distribution of stream

<b>Arts</b>	1137	35.47581903
<b>Commerce</b>	754	23.52574103
<b>Science</b>	1314	40.99843994
<b>Total</b>	3205	100



### **The Outcome of the Curriculum and Syllabus**

Among 3205 students who participated in the survey, around 93% (2979) of them expressed that they had 'good' to 'excellent' expected outcome from the courses they have studied and 95% rated the allocation of credits and hours to the courses was good and excellent. It is also to be noted that there was a positive response, around 90%, to the question on the syllabus of each course covering the recent trends and developments and only 4% opined that it was poor. Around 92% of the students responded 'good' to excellent to the question on the various papers in terms of their relevance to the specialization streams while 8% recorded that the relevance was poor and average.

### **Teaching methodologies & Assessment Strategies**

Around 90% of the students recorded that the methodologies used by the teachers were good to excellent whereas the remaining 10% of them commented that they were poor and average. There was an overwhelming response of 93% of the students appreciating the objectivity of assessment and evaluation while 7% expressed their disbelief.

### **Learning Resources, Facilities and Guidance**


Around 90% of the students responded 'good' to 'excellent' to the question on the provisions that are available for student accompaniment in the college, whereas only 10% of them expressed that they were average and poor. Around 80% of the students expressed that the learning resources which are available in the college (Library, Lab, ICT Provisions and others) were excellent and the remaining 20% of them expressed they were average and poor. There was also a similar response of satisfaction, around 80% when it came to various provisions of extension and co-curricular activities of the college while the remaining 20% of them showed dissatisfaction.

### **Overall Impression of the program & Facilities**


When asked about the Overall rating of the program and various facilities in the college, 96% of the passing out students responded 'good' to 'excellent' whereas only 04% recorded that they were poor and average.

### **Conclusion**

The consolidated feedback report is shared at the HODs/Coordinators/Officials Meeting and also with the departments for further appropriate actions.



Dr A. Xavier Mahimairaj  
IQAC Coordinator  
Loyola College, Chennai – 34



Rev. Dr Arokiasamy Xavier, SJ  
Principal  
Loyola College, Chennai – 34



**INTERNAL QUALITY ASSURANCE CELL (IQAC)  
LOYOLA COLLEGE (AUTONOMOUS), CHENNAI - 34**

---

**A Report on the Feedback of the Faculty on Curriculum, 2016-17**

"What is really needed to make democracy function is not the knowledge of facts, but the right education." – Mahatma Gandhiji

Loyola College believes in imparting quality education and as a measure to sustain quality in all its academic and administrative tasks, the college obtains feedback from the teaching faculty before the Academic Council meeting every semester. IQAC conducts an online feedback session where the questionnaire includes important aspects of the curriculum like the need-based importance of the curriculum, clarity of course objectives, the effectiveness of course contents and activities, the effectiveness of teaching-learning-assessment, variety of courses under CBCS, etc. The feedback was analysed according to different streams: Arts, Commerce, and Sciences.

No. of questions: 12

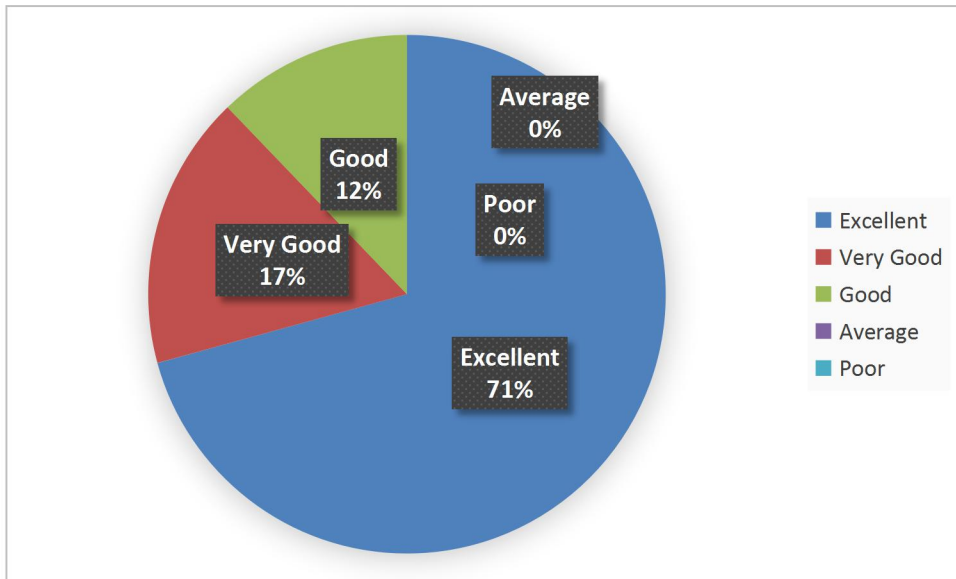
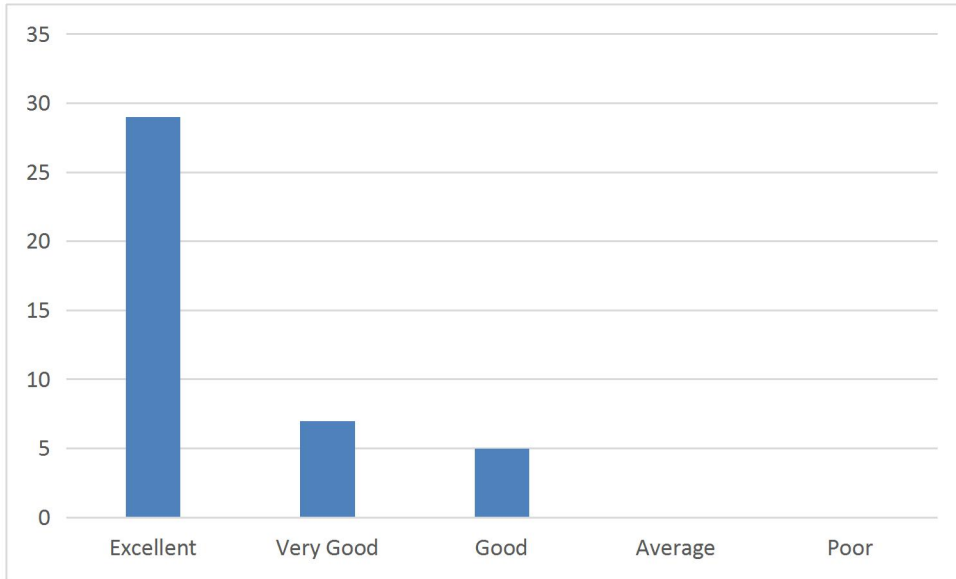
No. of participants: Commerce – 41, Arts – 127, Science - 113

**TEACHER FEEDBACK QUESTIONNAIRE ON CURRICULUM 2016-17**

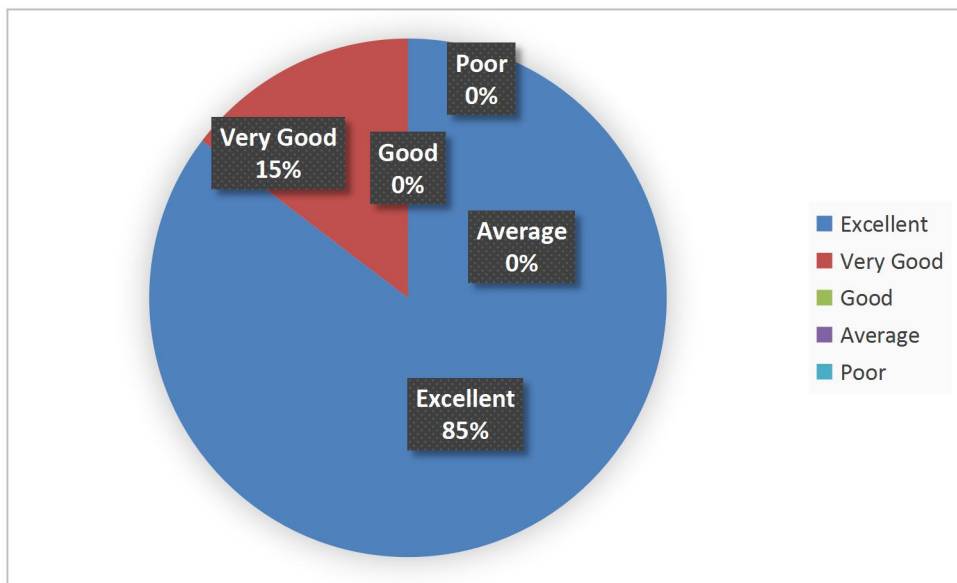
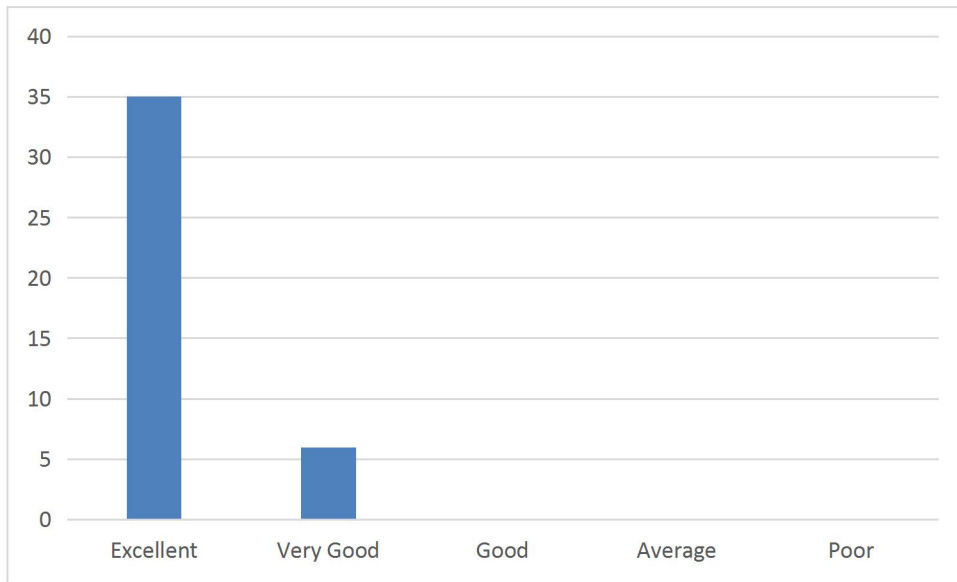
S.No.	Commerce	Excellent	Very Good	Good	Average	Poor	Total
1	Course Content is Relevant and Need Based	29	7	5	0	0	41
2	Course Outcomes are well defined and clear to staff and students	35	6	0	0	0	41
3	Course Content has enough scope for development of analytical, logical, technical and creative skills to the students	30	11	0	0	0	41
4	Course activities (Internships / Field Visit/ Guest Lectures/ Assignments/Seminars/Others) are relevant for development of various skills for employment and self-employment	22	17	2	0	0	41
5	The course/syllabus has good balance between theory and lab work	26	8	7	0	0	41
6	Courses motivate students to use various resources that are available in the college and outside for their effective learning	28	9	4	0	0	41
7	The curriculum design Teaching-Learning-Assessment and Examination are effectively carried out on time	28	6	7	0	0	41
8	The assessment and evaluation system objectively measure the Course Outcomes (COs) and Program Specific Outcome (PSOs)	31	7	3	0	0	41
9	The curriculum contains a wide range of courses under choice based credit system	25	6	10	0	0	41
10	The college has enough relevant resources which are updated regularly for teaching learning purposes	22	11	8	0	0	41
11	The academic freedom and opportunity that are available for curriculum development, administration and evaluation in the college is:	28	9	4	0	0	41
12	The opportunity available out of the course/syllabus for the enhancement of my knowledge and perspective in the discipline is:	30	8	3	0	0	41
		334	105	53	0	0	492

# Commerce

## 1. Course Content is Relevant and Need Based

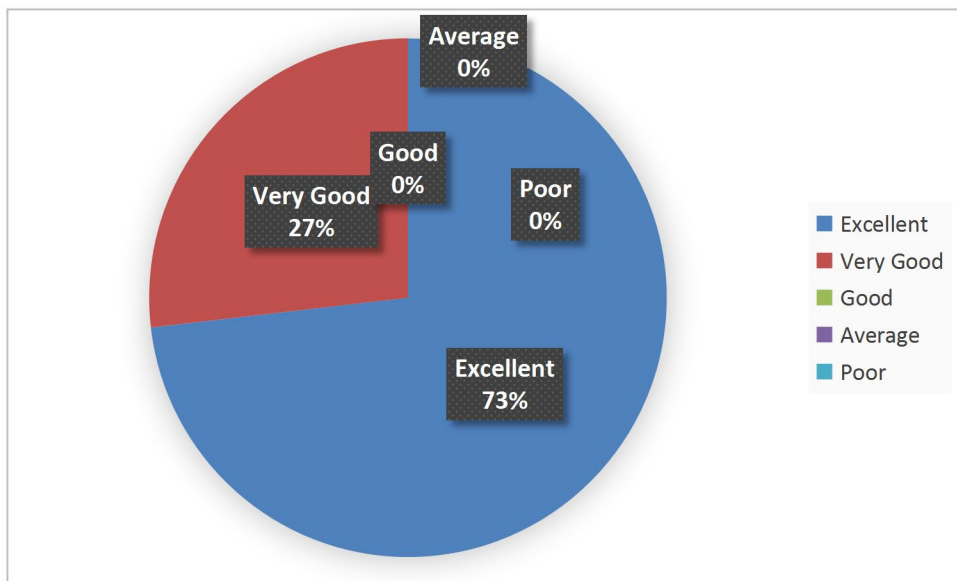
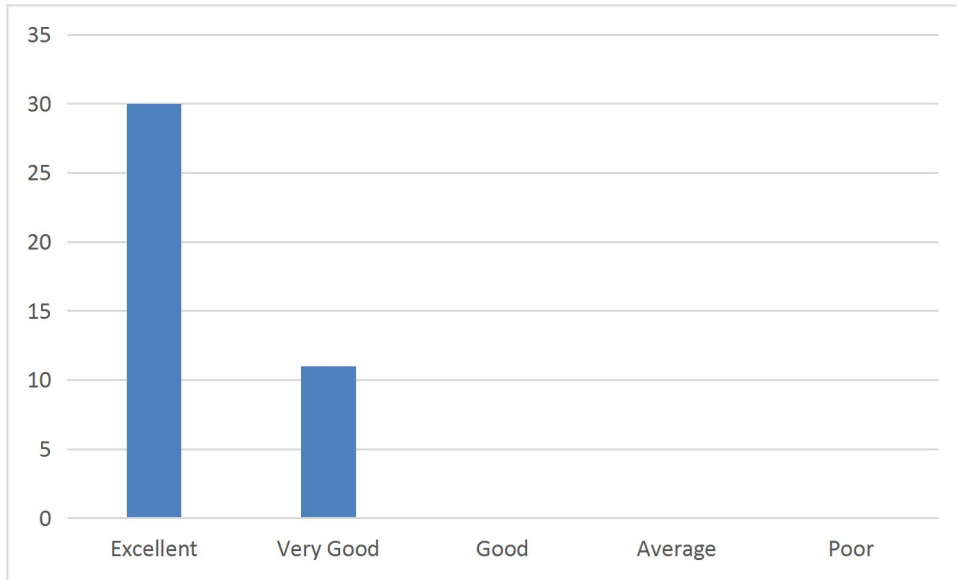


## 2. Course objectives are well defined and clear to staff and students

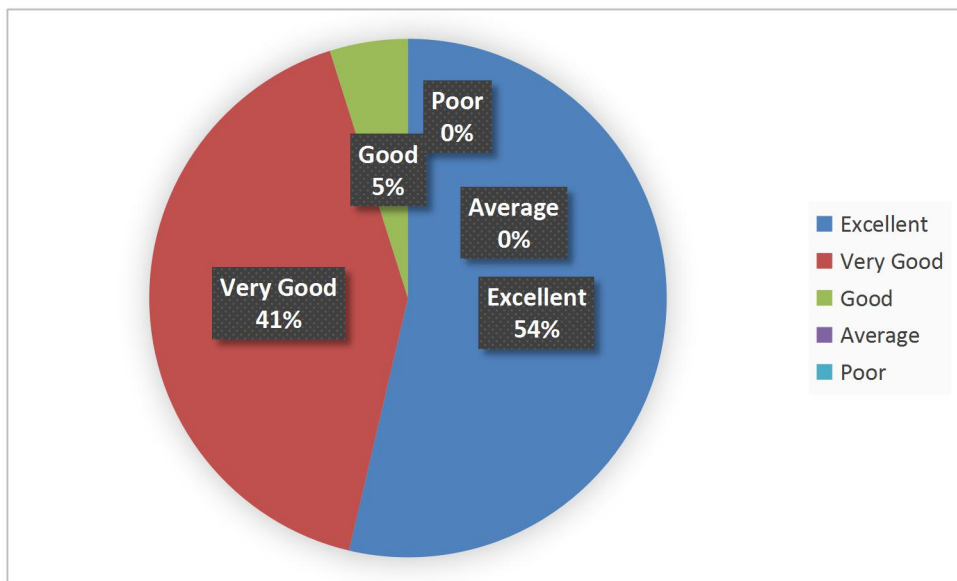
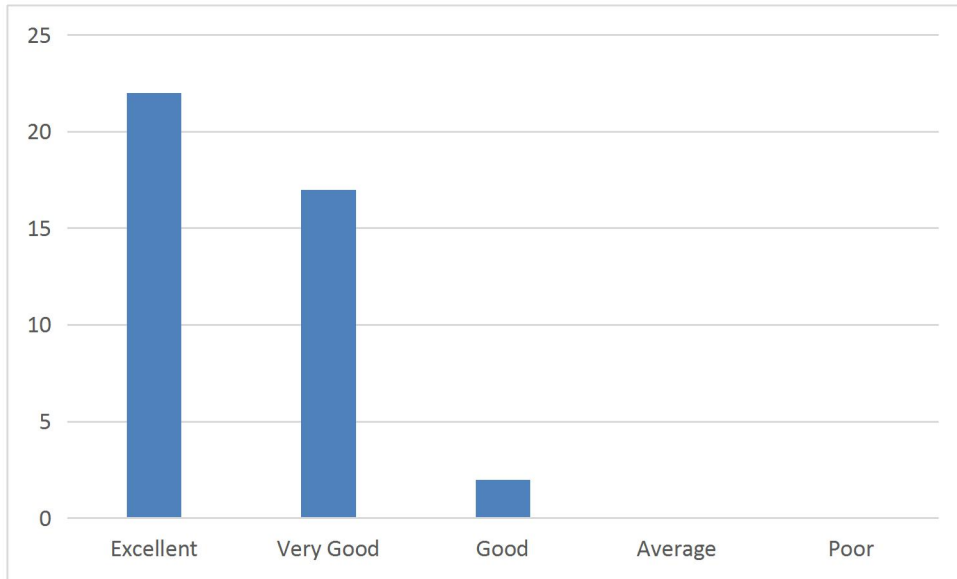




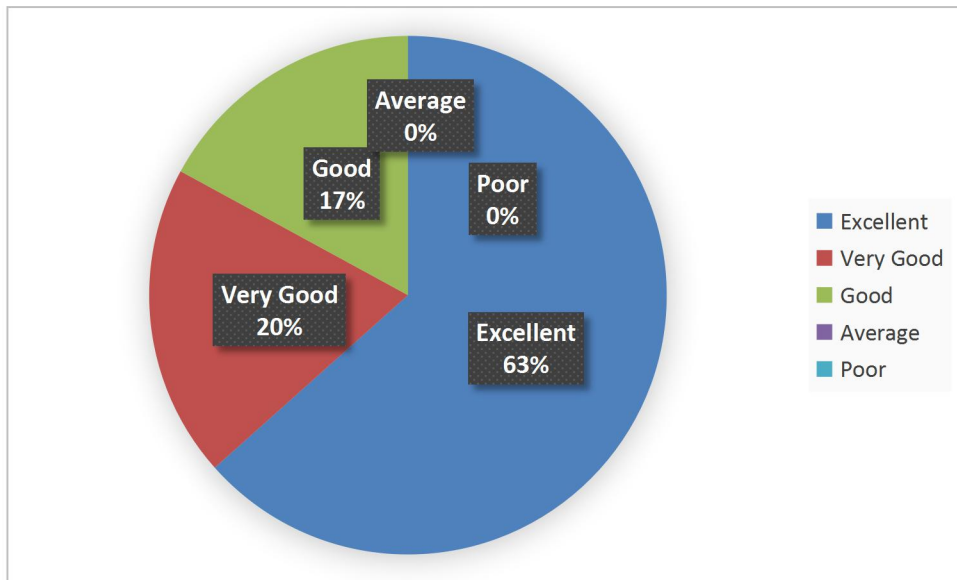
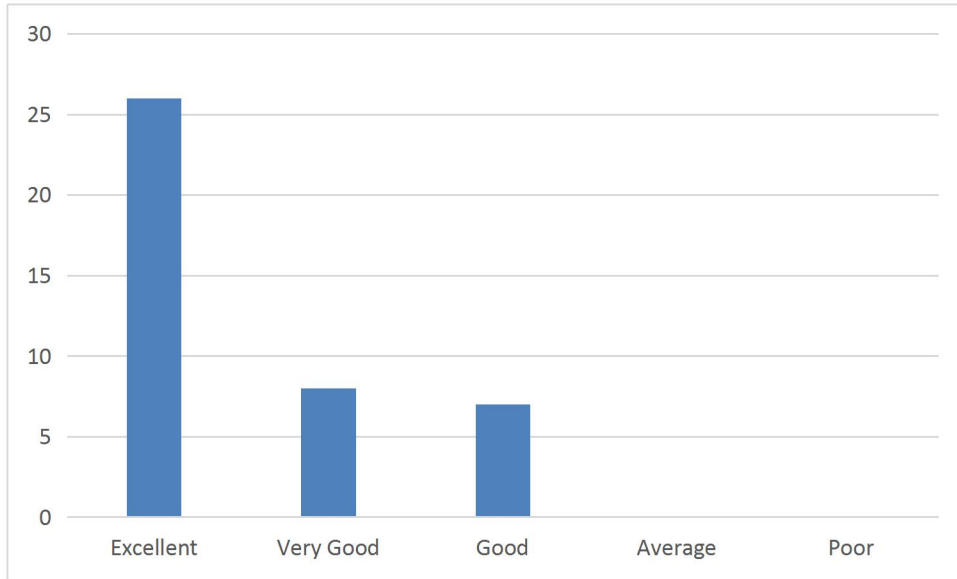
3. Course Content has enough scope for development of analytical, logical, technical and creative skills to the students



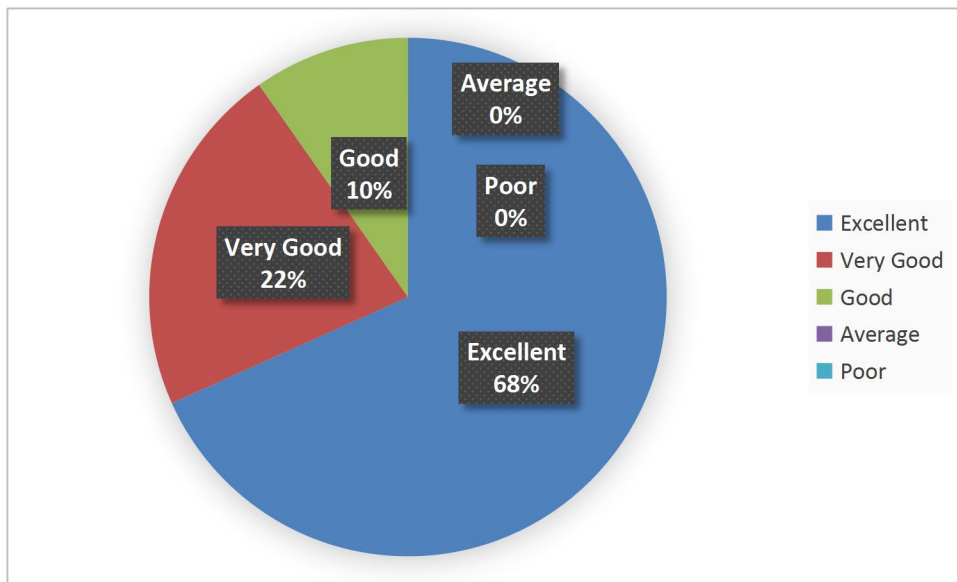
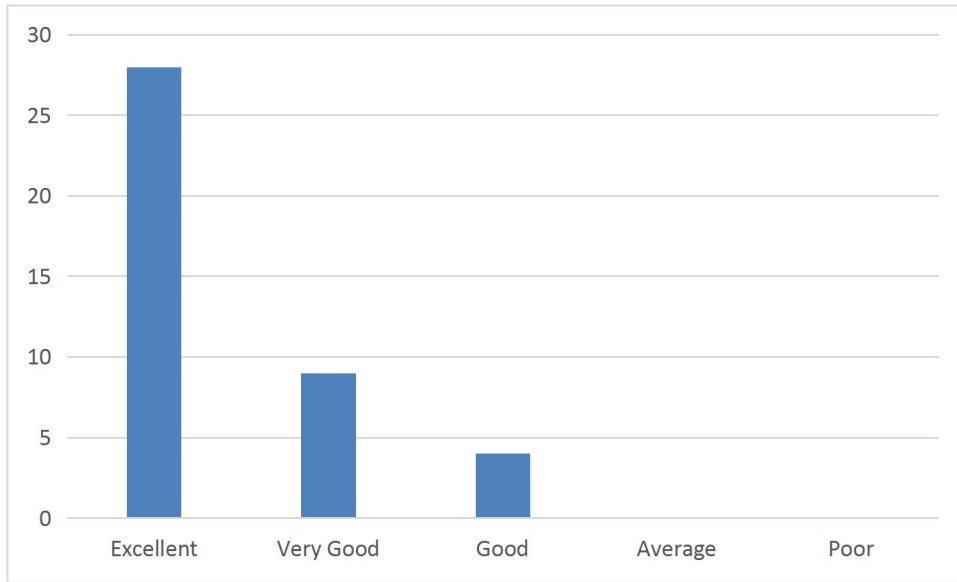
4. Course activities (Internships / Field Visit/ Guest Lectures/ Assignments/Seminars/Others) are relevant for development of various skills for employment and self-employment



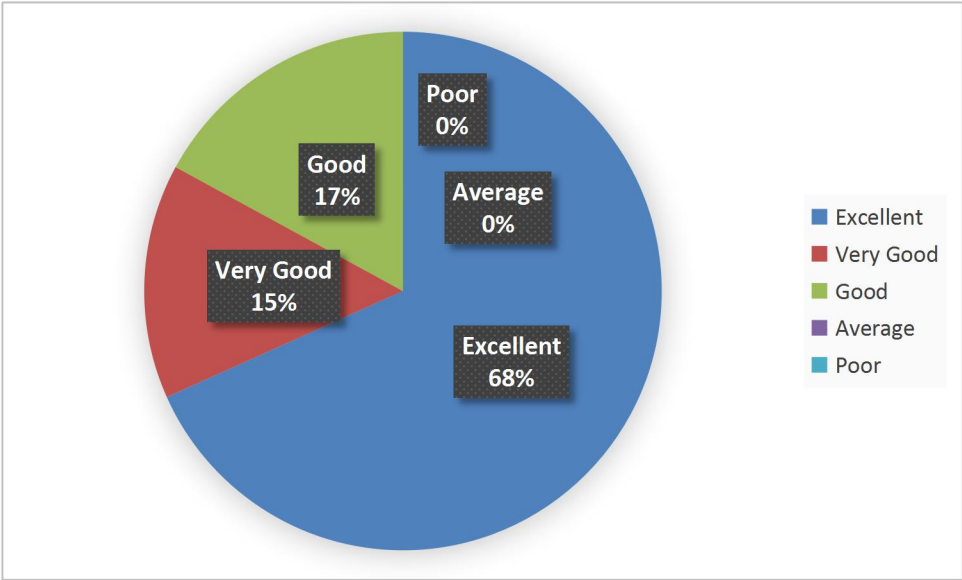
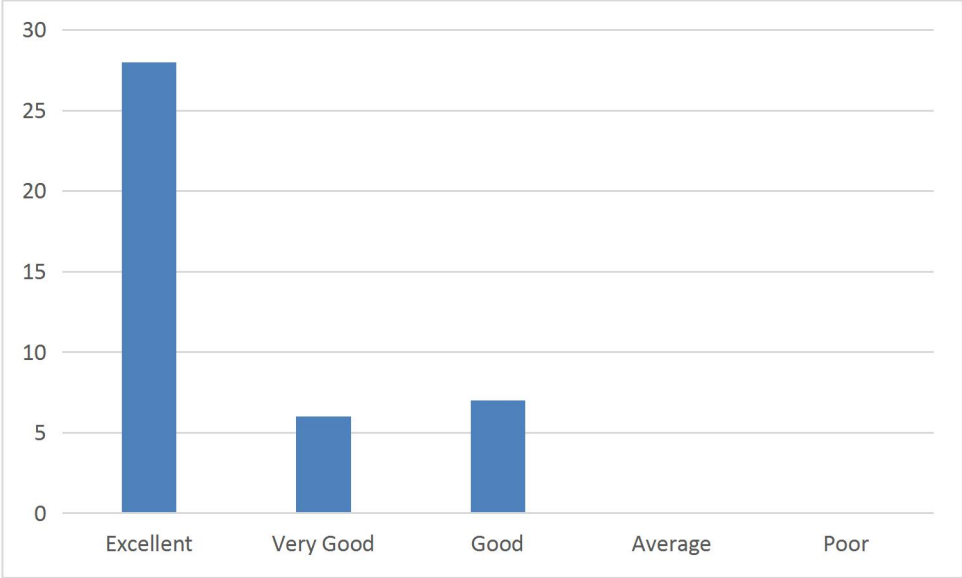
5. The course/syllabus has good balance between theory and lab work



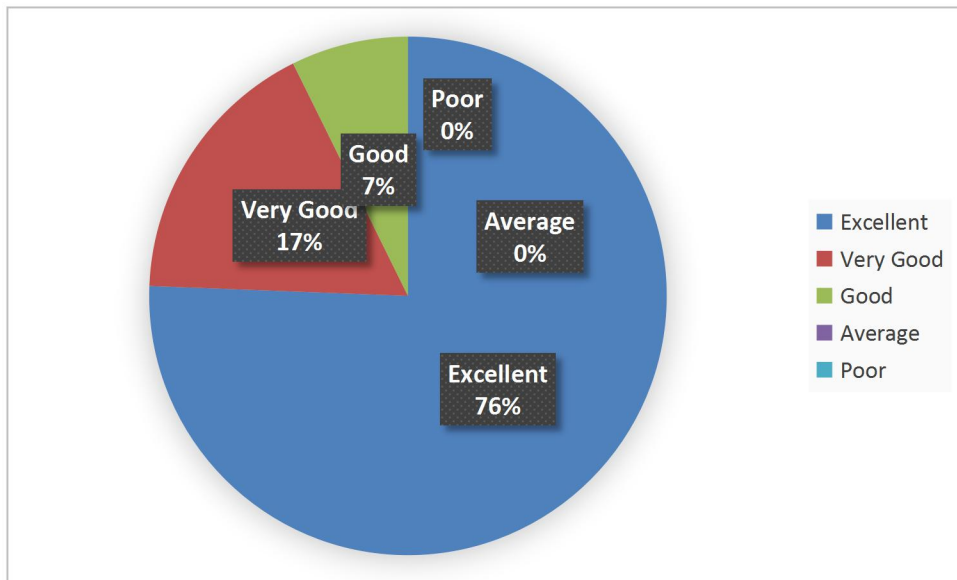
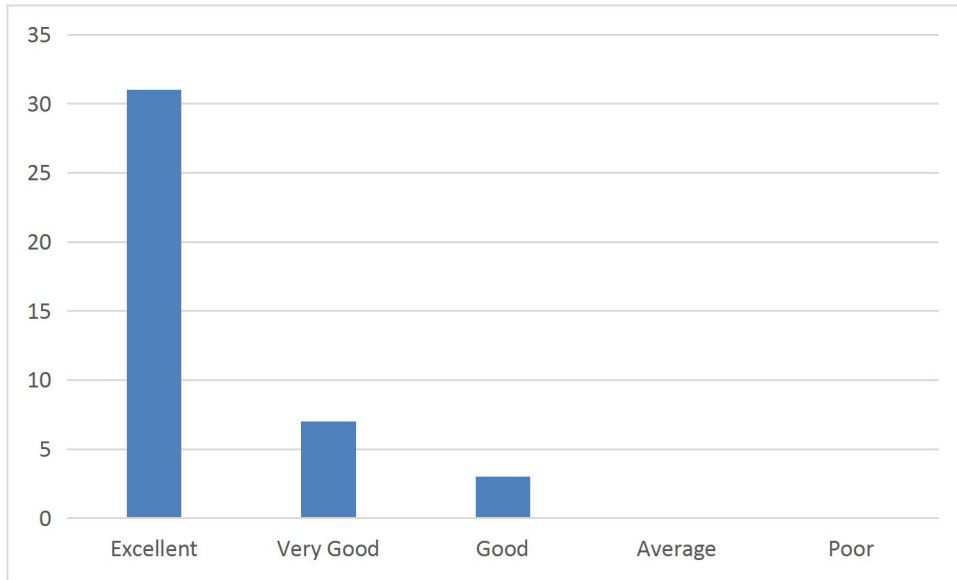
6. Courses motivate students to use various resources that are available in the college and outside for their effective learning



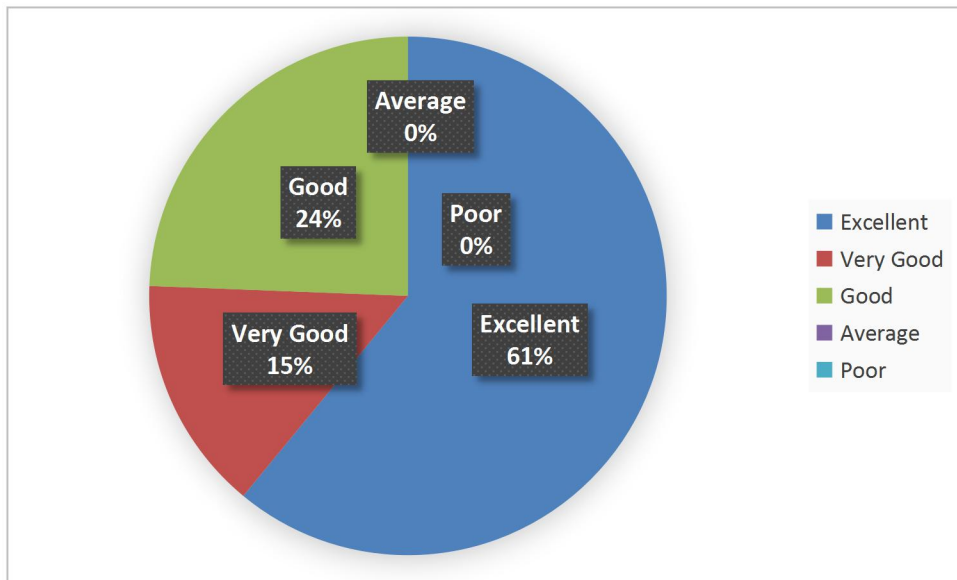
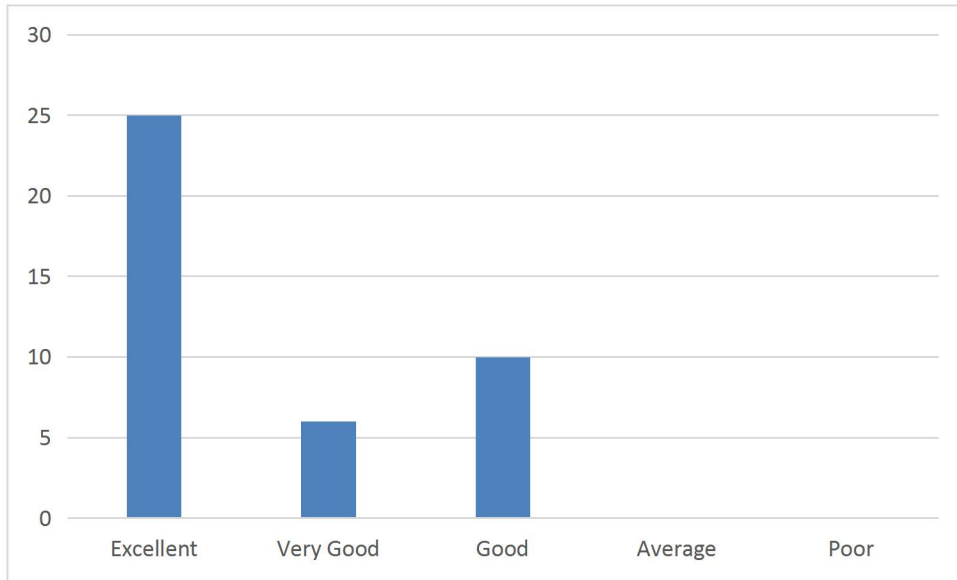
7. The curriculum design Teaching-Learning-Assessment and Examination are effectively carried out on time



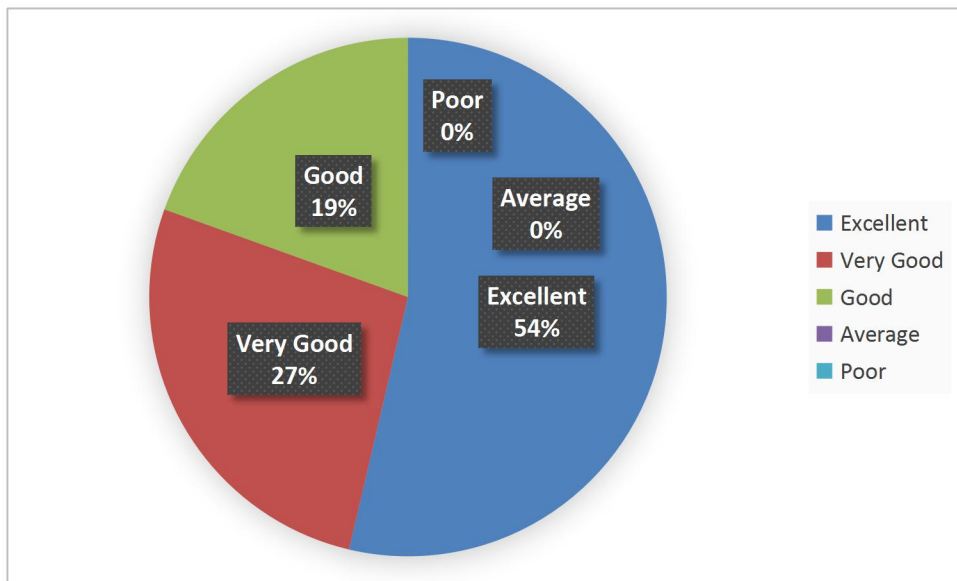
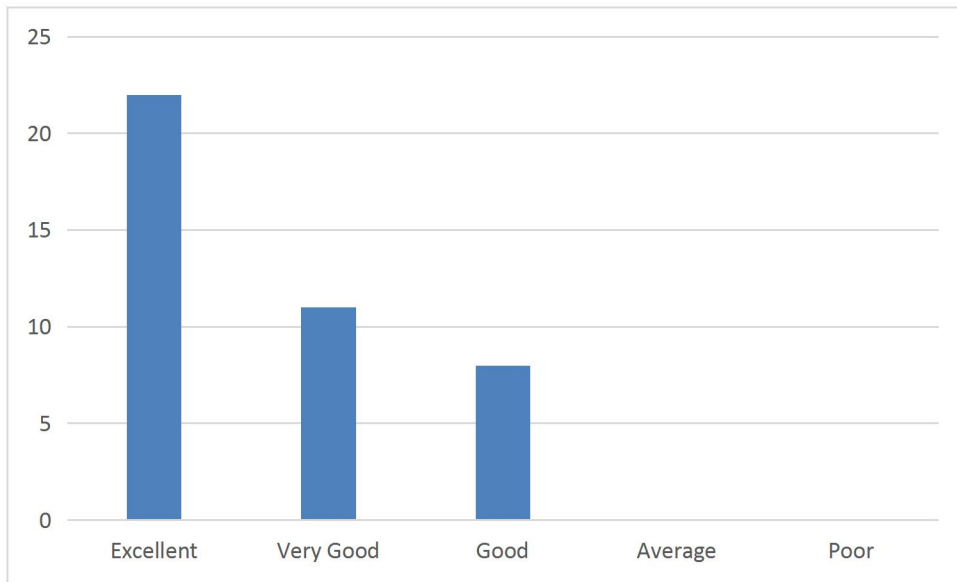
8. The assessment and evaluation system objectively measures the graduation outcome.



9. The curriculum contains a wide range of courses under choice based credit system

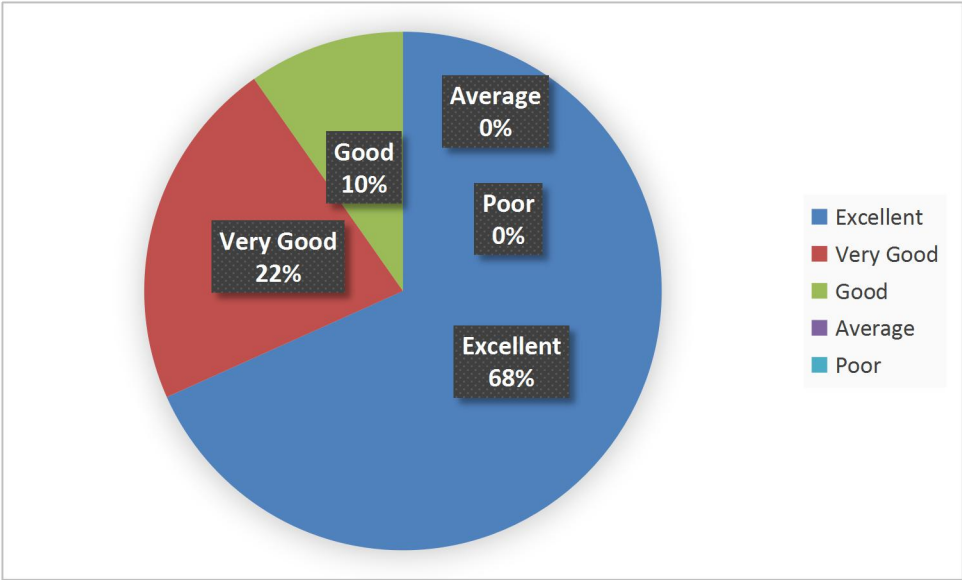
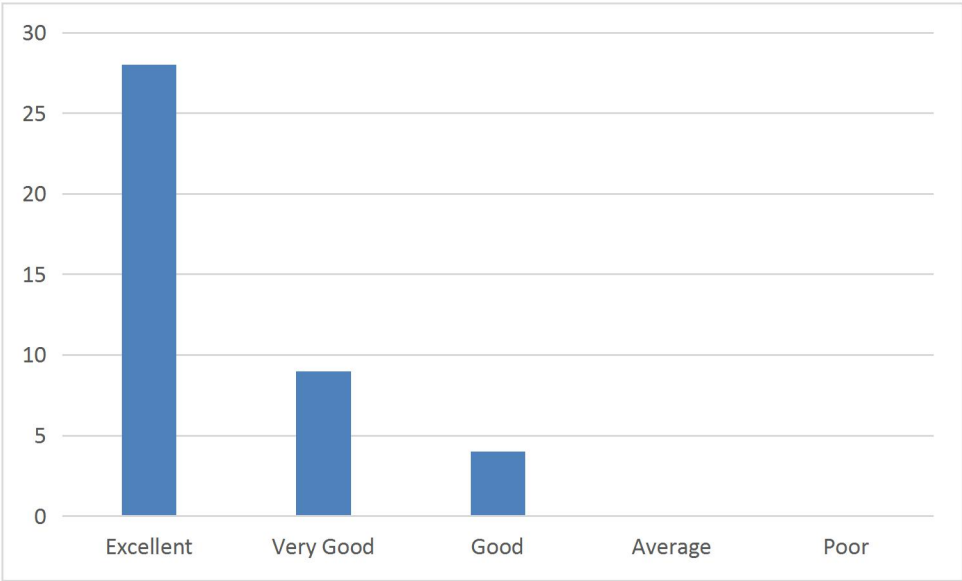


10. The college has enough relevant resources which are updated regularly for teaching learning purposes

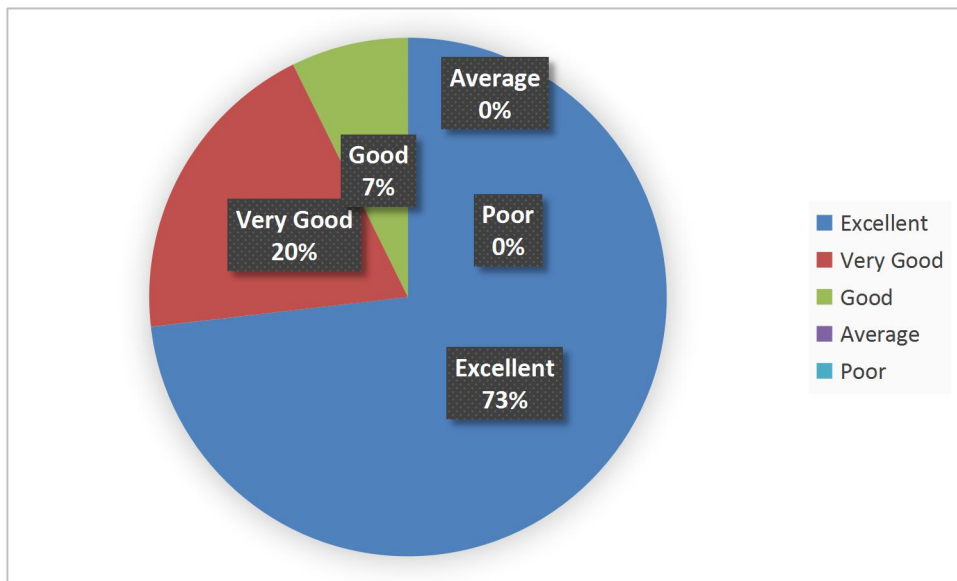
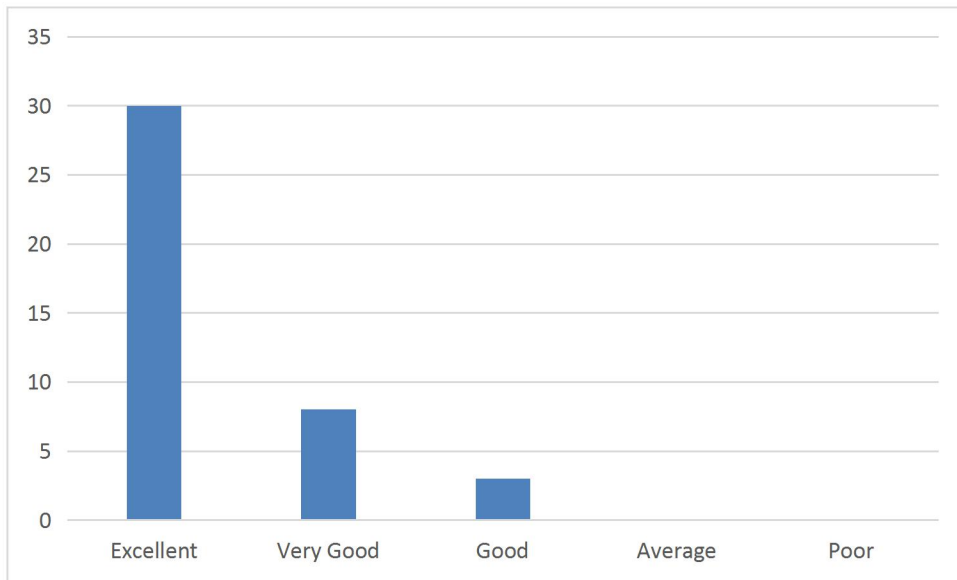




11. The academic freedom and opportunity that are available for curriculum development, administration and evaluation in the college is:



12. The opportunity available out of the course/syllabus for the enhancement of my knowledge and perspective in the discipline is:

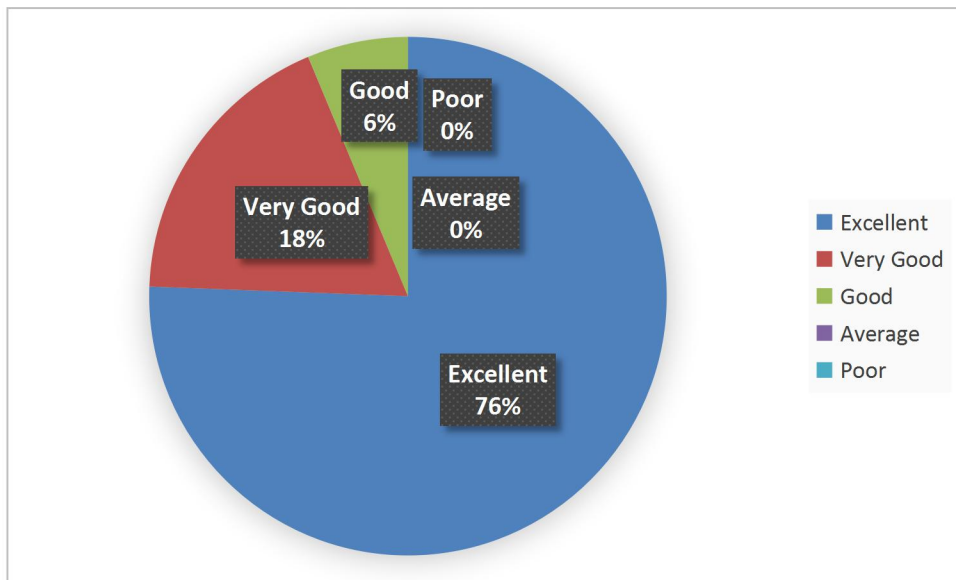
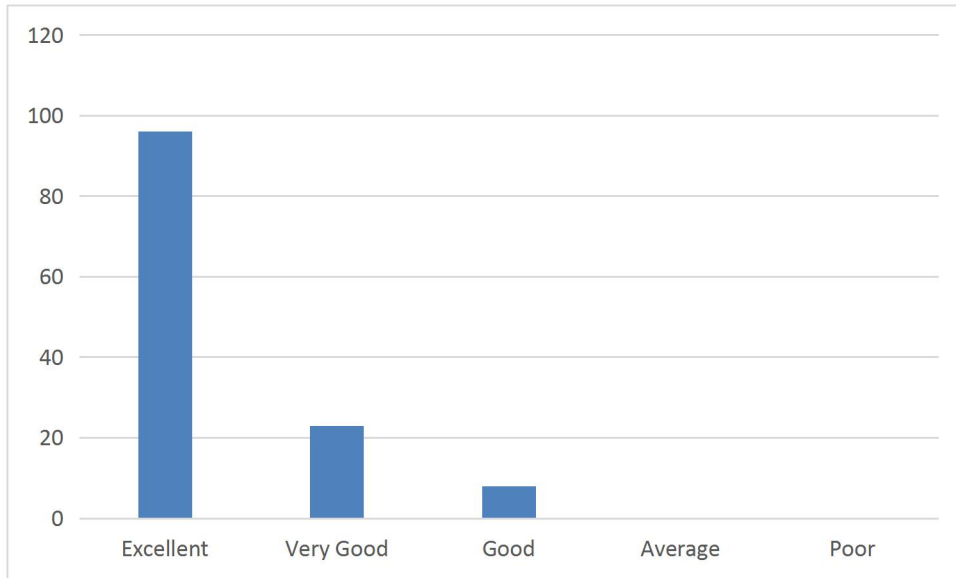


**TEACHER FEEDBACK QUESTIONNAIRE ON CURRICULUM 2016-17**

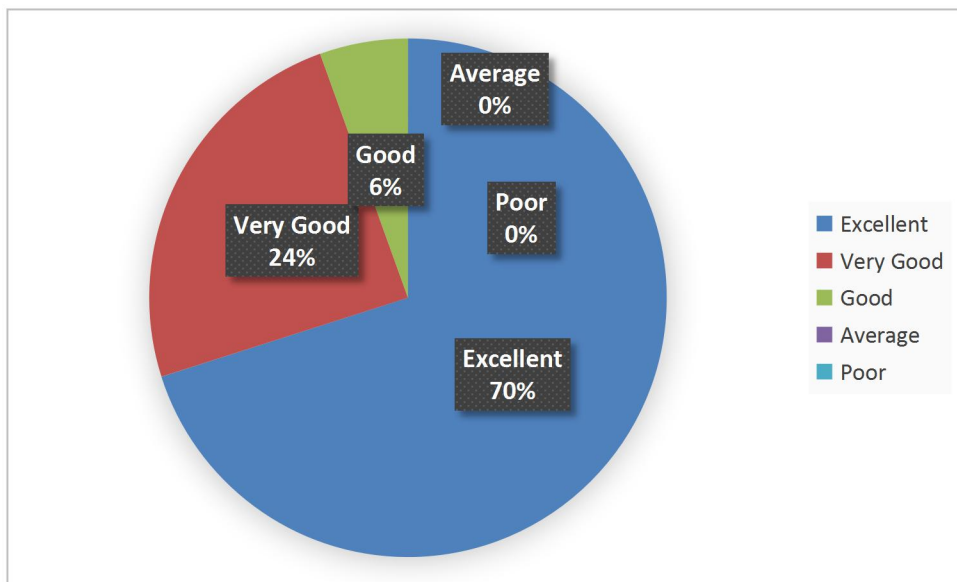
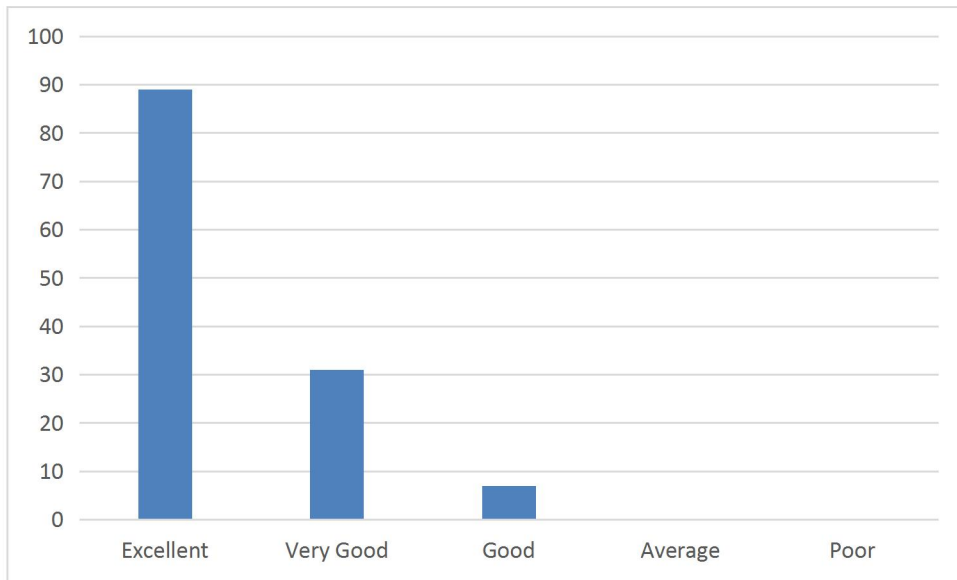
S.No.	ARTS	Excellent	Very Good	Good	Average	Poor	total
1	Course Content is Relevant and Need Based	96	23	8	0	0	127
2	Course Outcomes are well defined and clear to staff and students	89	31	7	0	0	127
3	Course Content has enough scope for development of analytical, logical, technical and creative skills to the students	77	13	37	0	0	127
4	Course activities (Internships / Field Visit/ Guest Lectures/ Assignments/Seminars/Others) are relevant for development of various skills for employment and self-employment	92	24	11	0	0	127
5	The course/syllabus has good balance between theory and lab work	63	35	29	0	0	127
6	Courses motivate students to use various resources that are available in the college and outside for their effective learning	86	19	22	0	0	127
7	The curriculum design Teaching-Learning-Assessment and Examination are effectively carried out on time	117	10	0	0	0	127
8	The assessment and evaluation system objectively measure the Course Outcomes (COs) and Program Specific Outcome (PSOs)	37	71	19	0	0	127
9	The curriculum contains a wide range of courses under choice based credit system	118	8	1	0	0	127
10	The college has enough relevant resources which are updated regularly for teaching learning purposes	109	11	7	0	0	127
11	The academic freedom and opportunity that are available for curriculum development, administration and evaluation in the college is:	124	3	0	0	0	127
12	The opportunity available out of the course/syllabus for the enhancement of my knowledge and perspective in the discipline is:	119	8	0	0	0	127
		1127	256	141	0	0	1524

# Arts

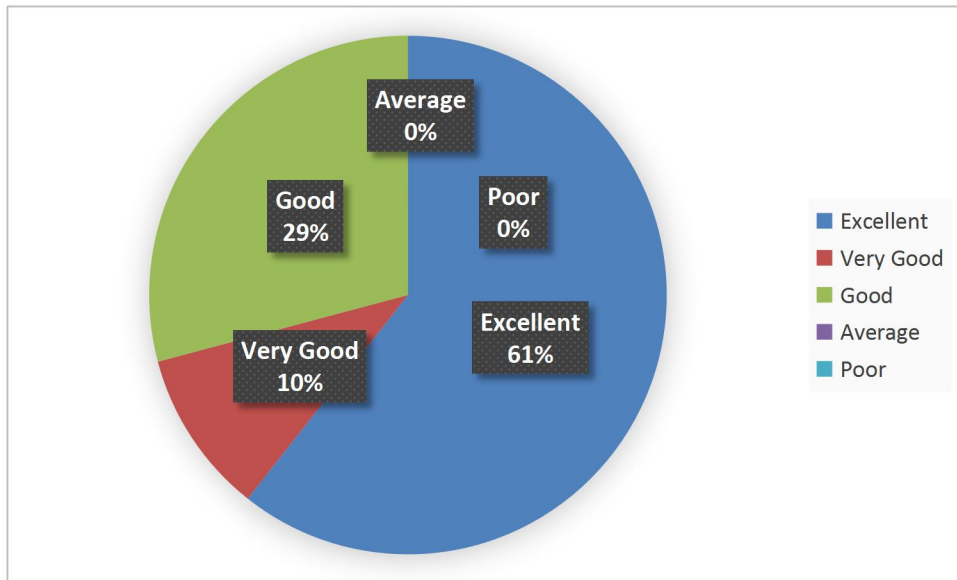
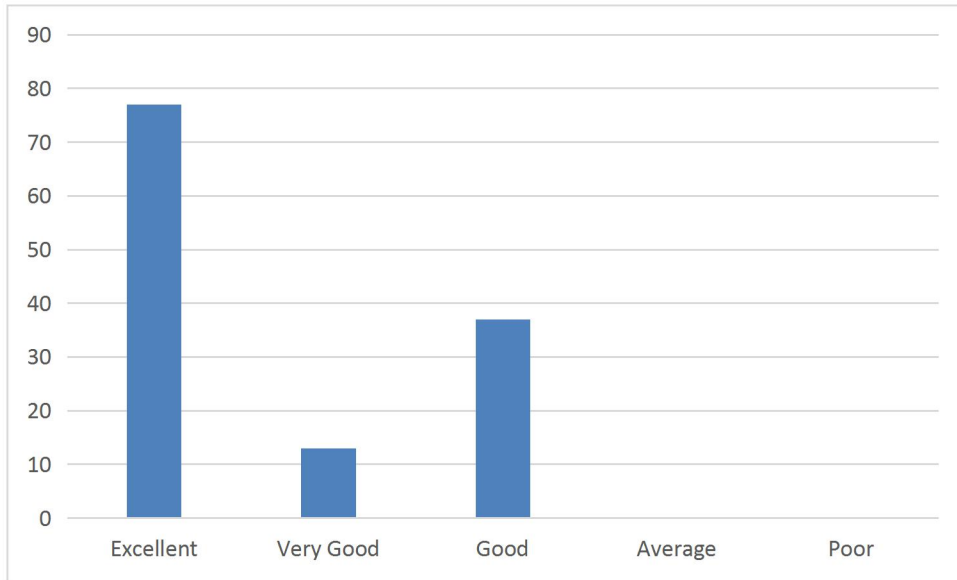
## 1. Course Content is Relevant and Need Based



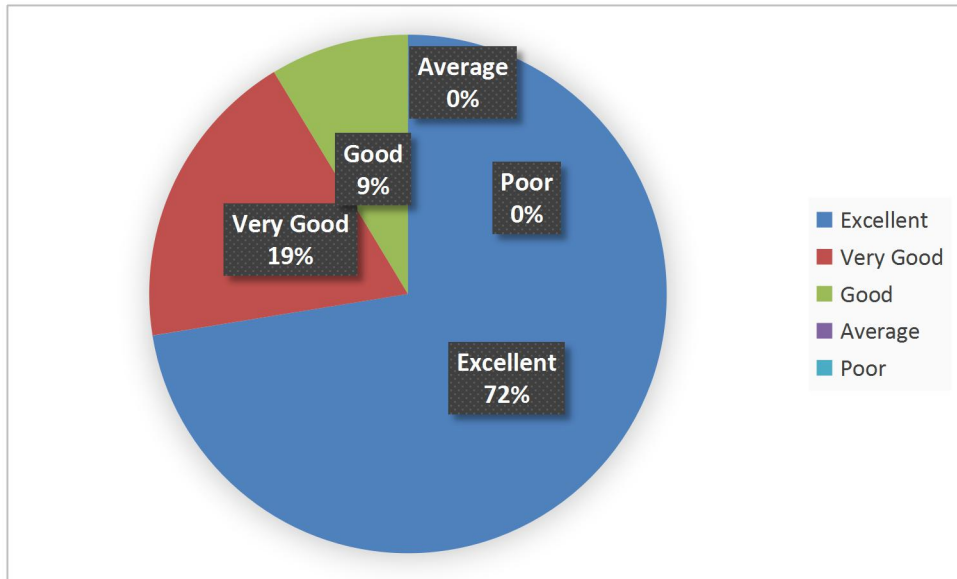
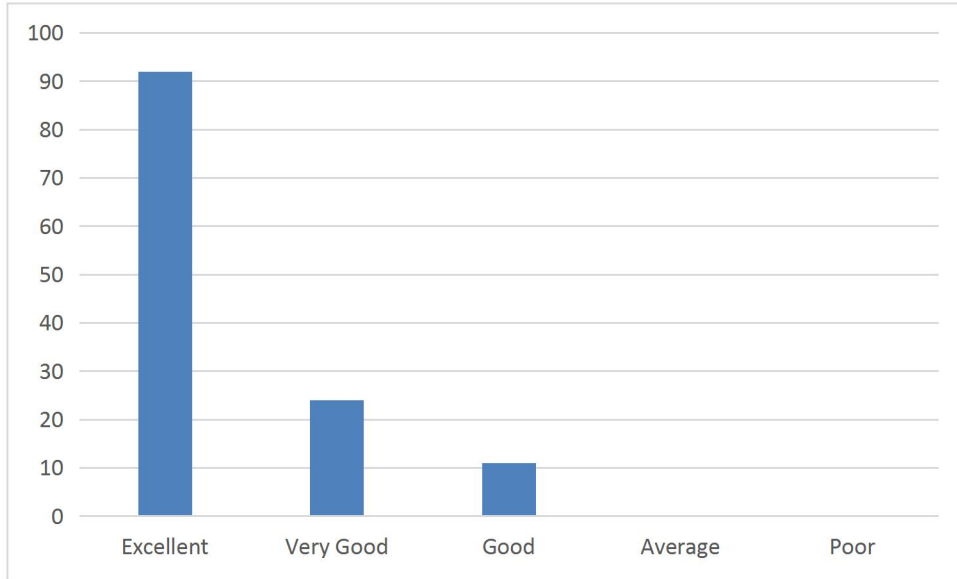
## 2. Course Outcomes are well defined and clear to staff and students



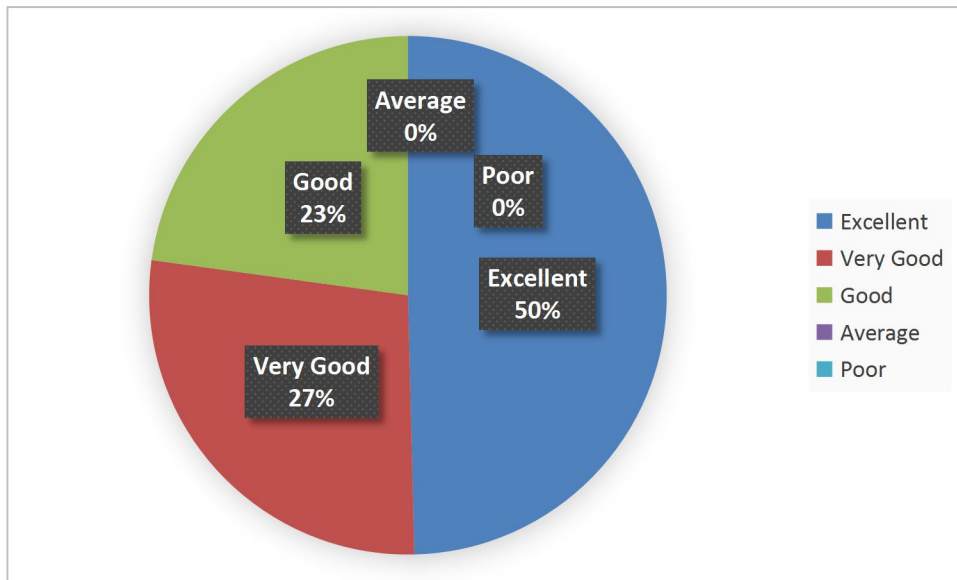
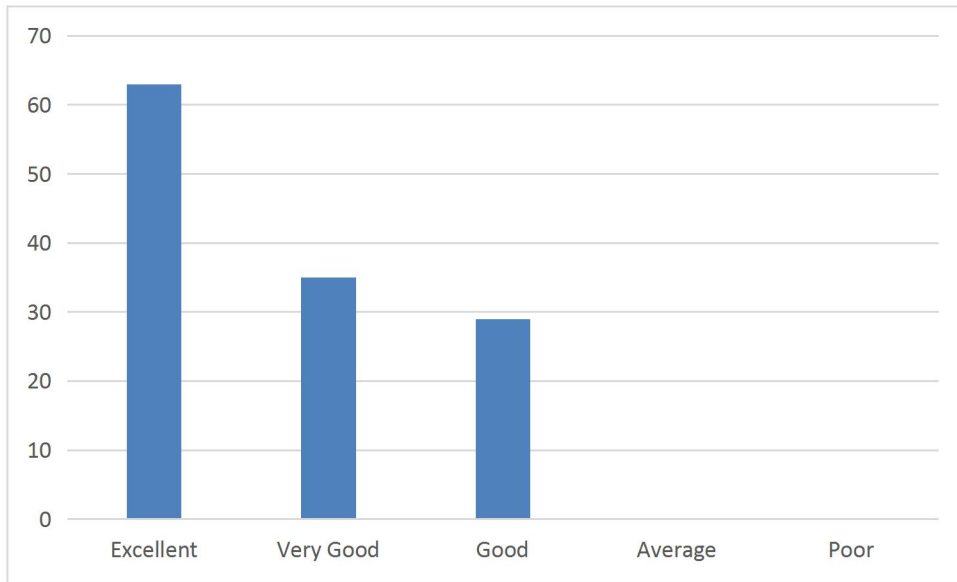
3. Course Content has enough scope for development of analytical, logical, technical and creative skills to the students



4. Course activities (Internships / Field Visit/ Guest Lectures/ Assignments/Seminars/Others) are relevant for development of various skills for employment and self-employment

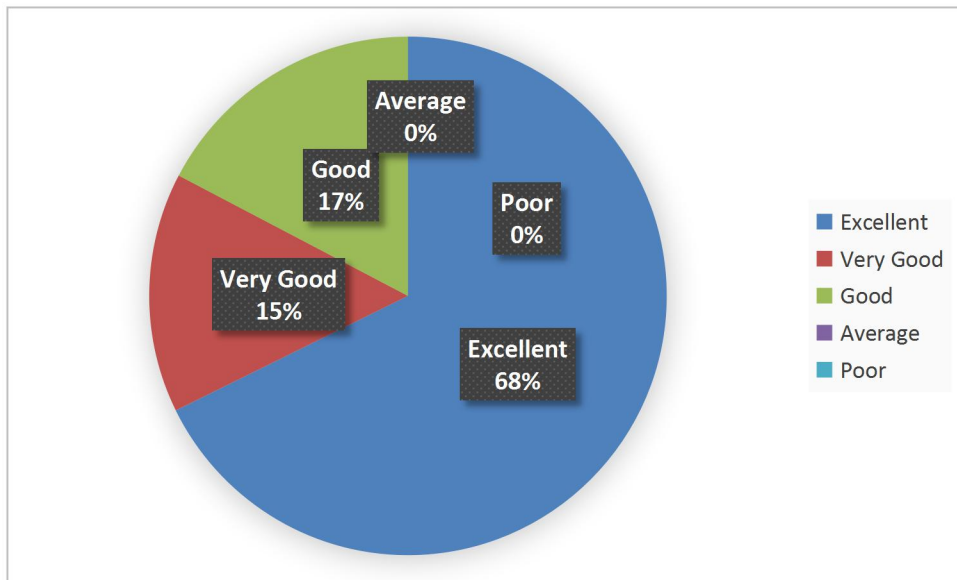
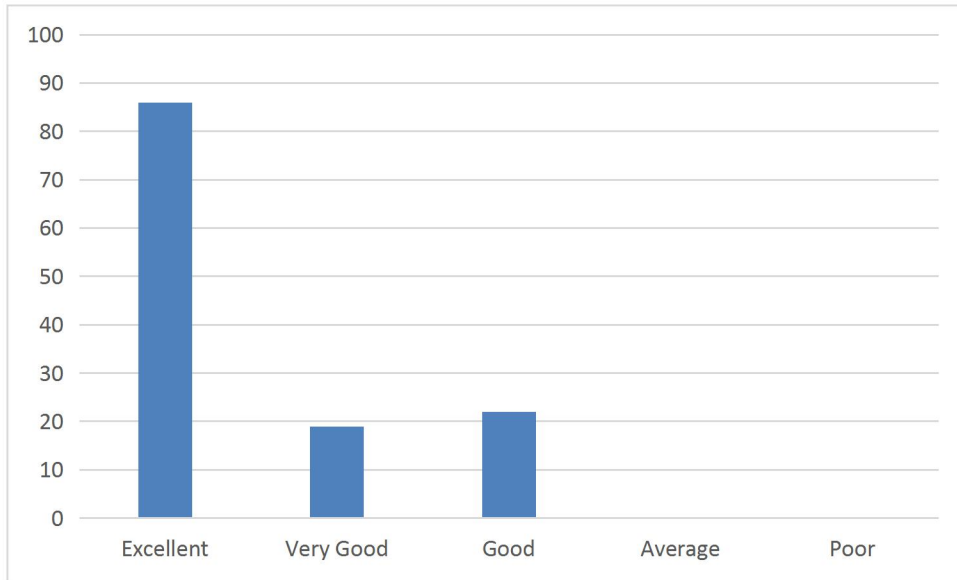


## 5. The course/syllabus has good balance between theory and lab work

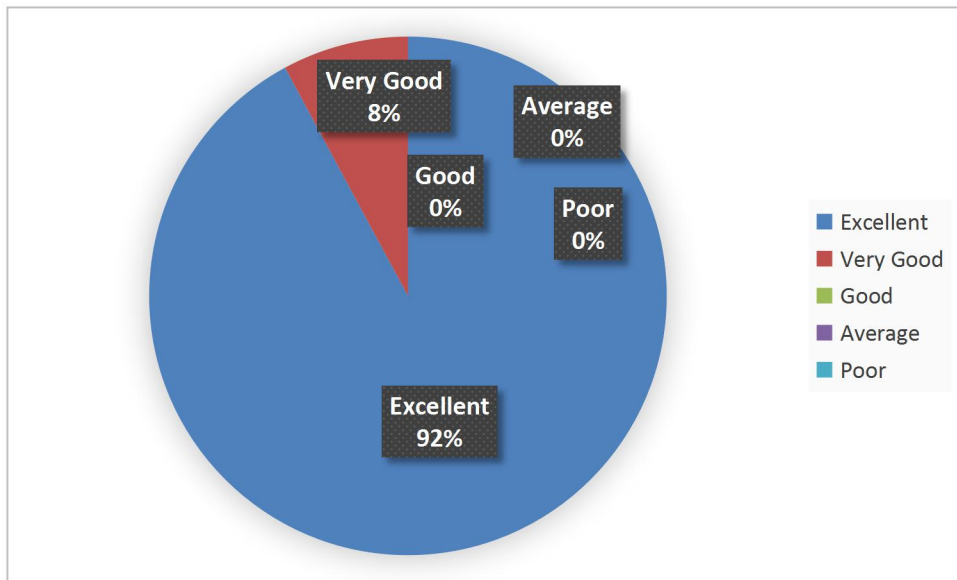
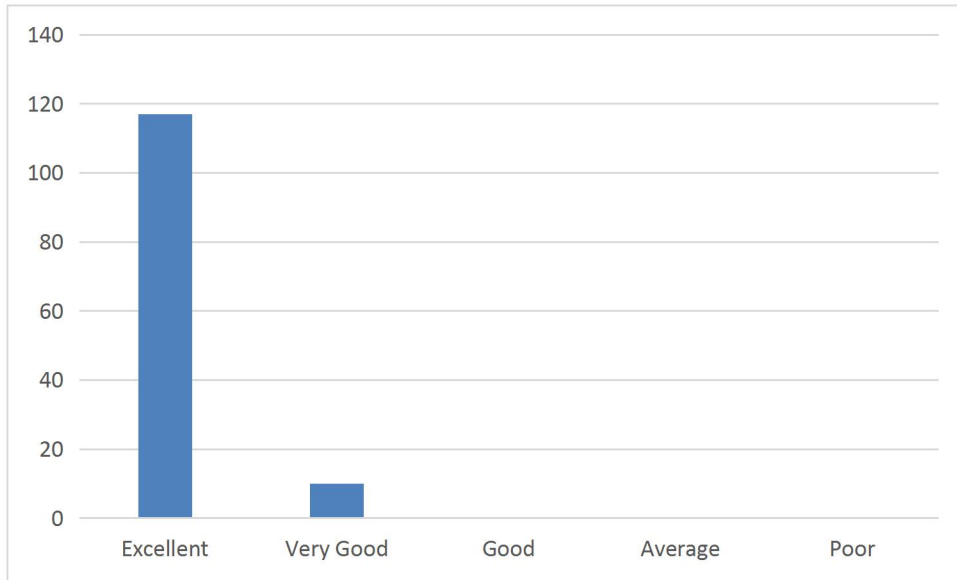




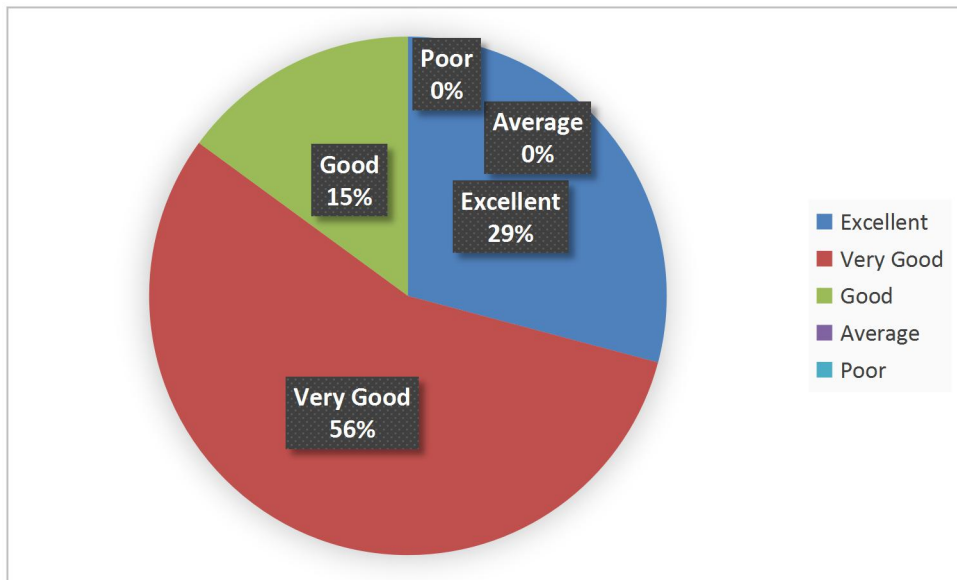
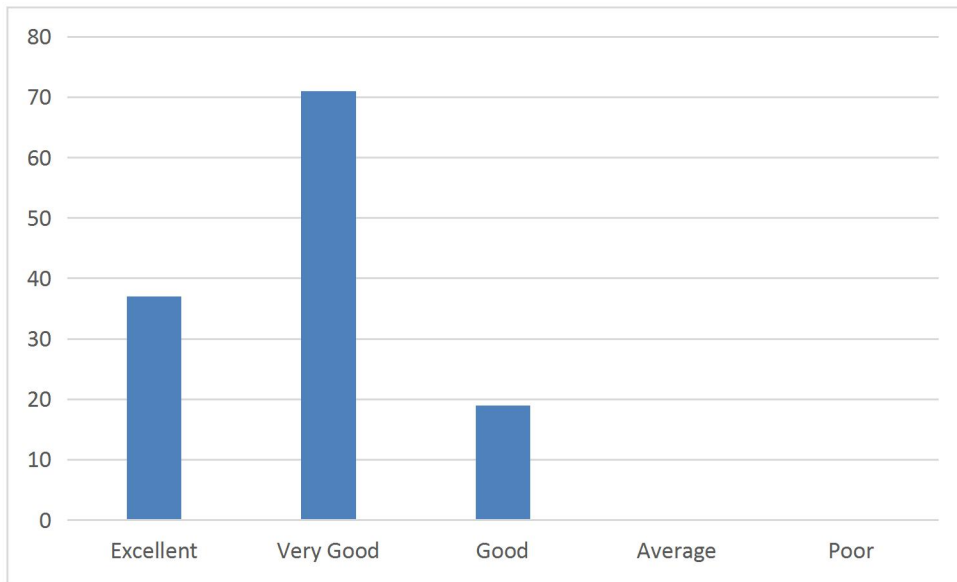
6. Courses motivate students to use various resources that are available in the college and outside for their effective learning



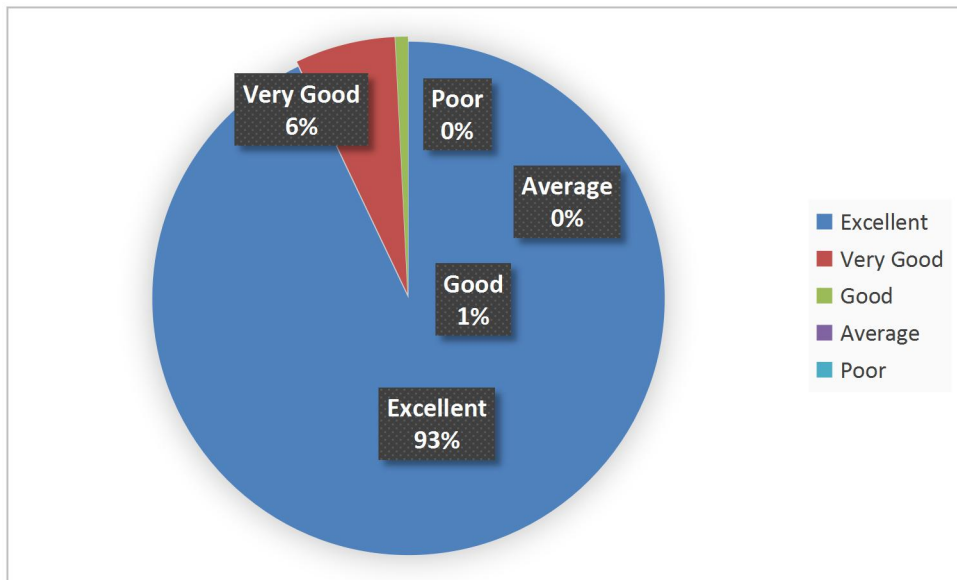
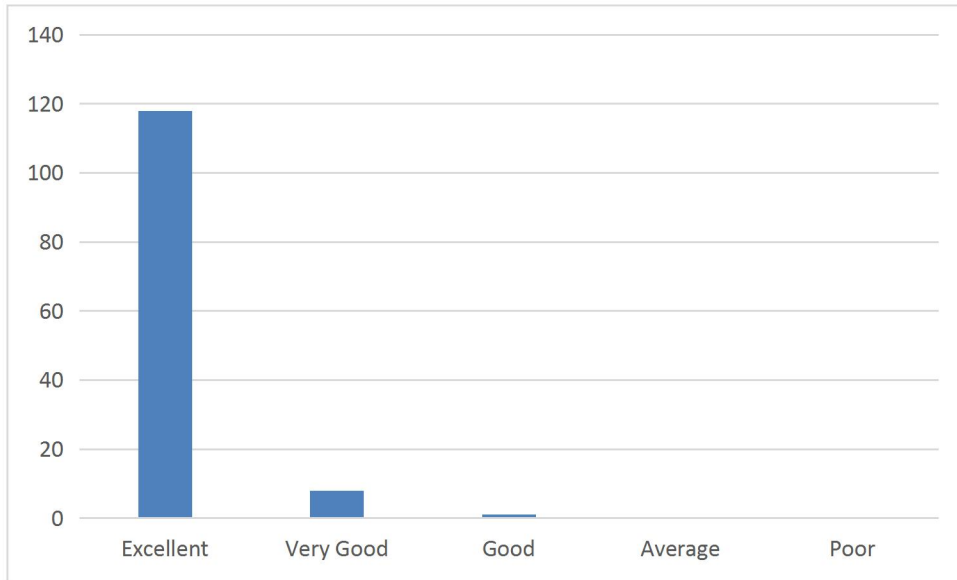
## 7. The curriculum design Teaching-Learning-Assessment and Examination are effectively carried out on time



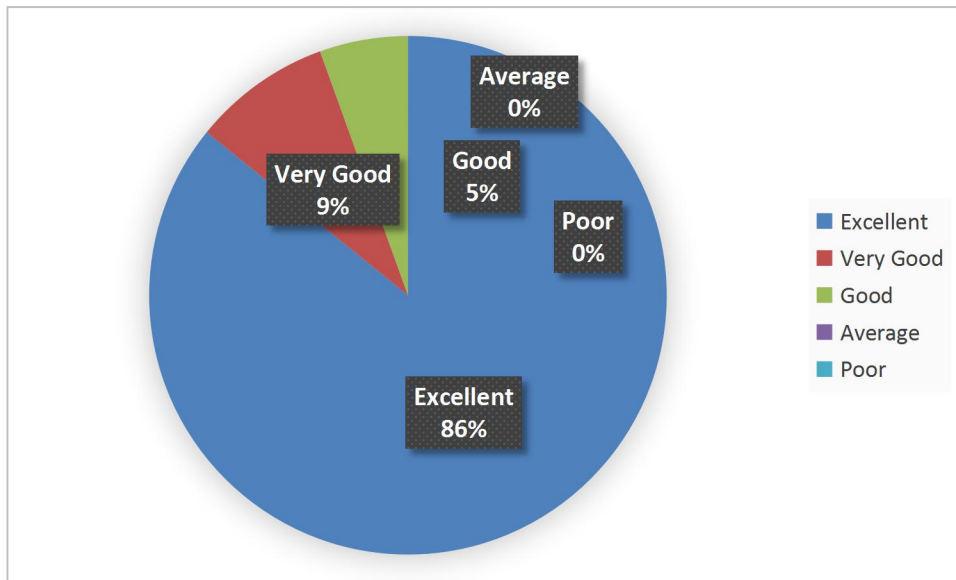
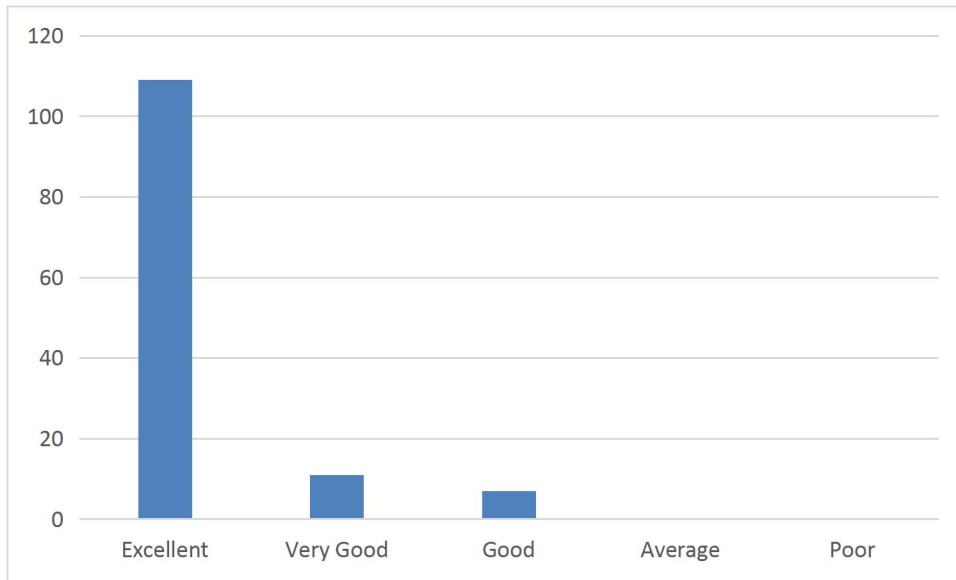
8. The assessment and evaluation system objectively measures the graduation outcome.



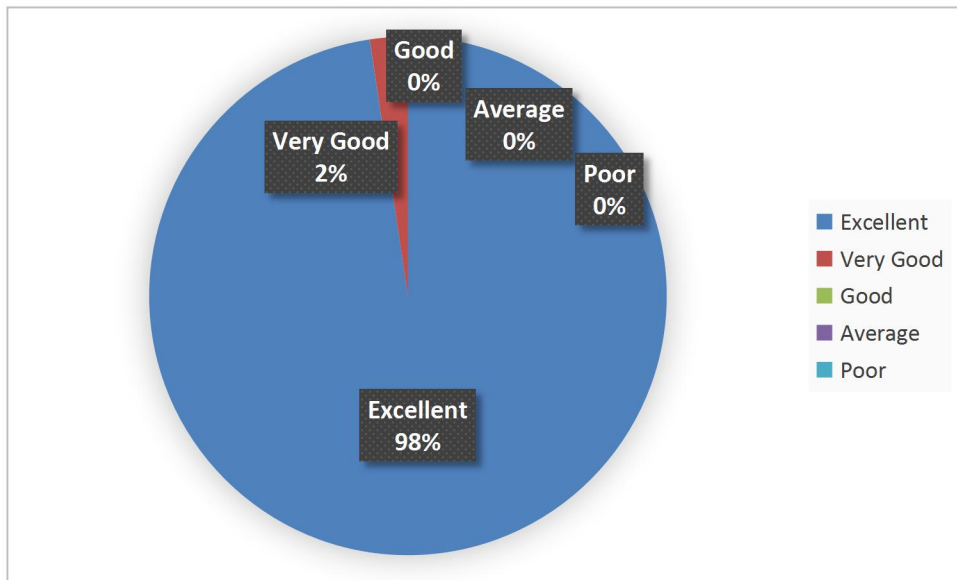
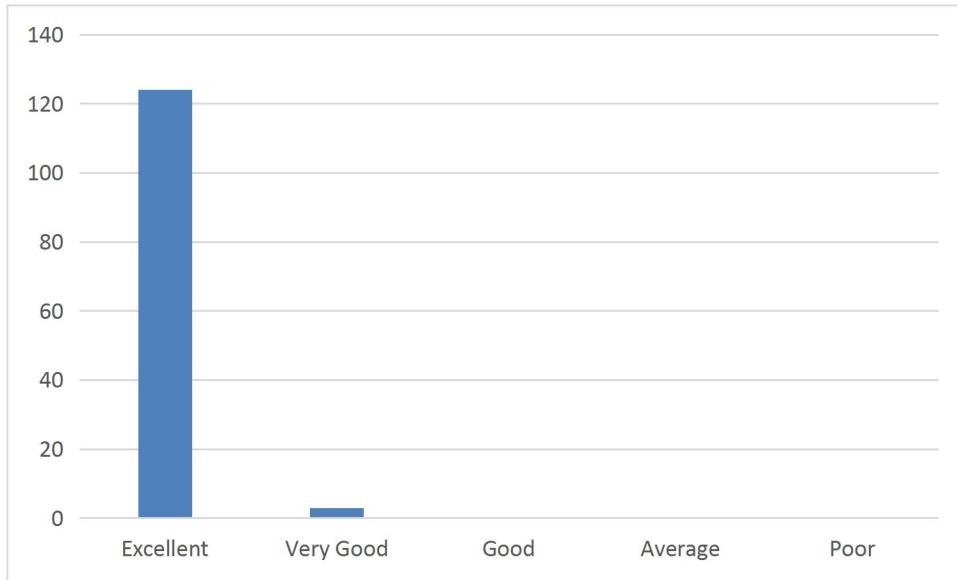
## 9. The curriculum contains a wide range of courses under choice based credit system



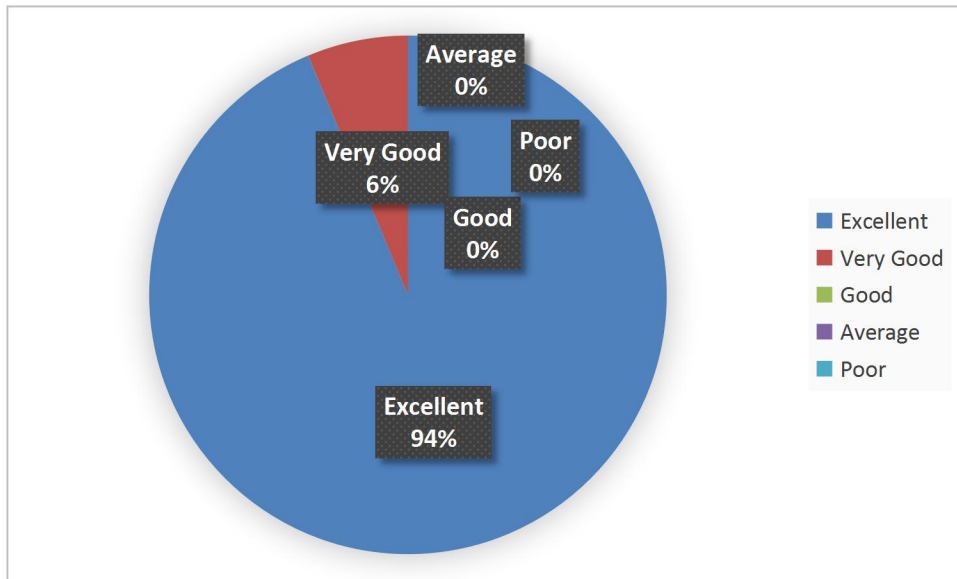
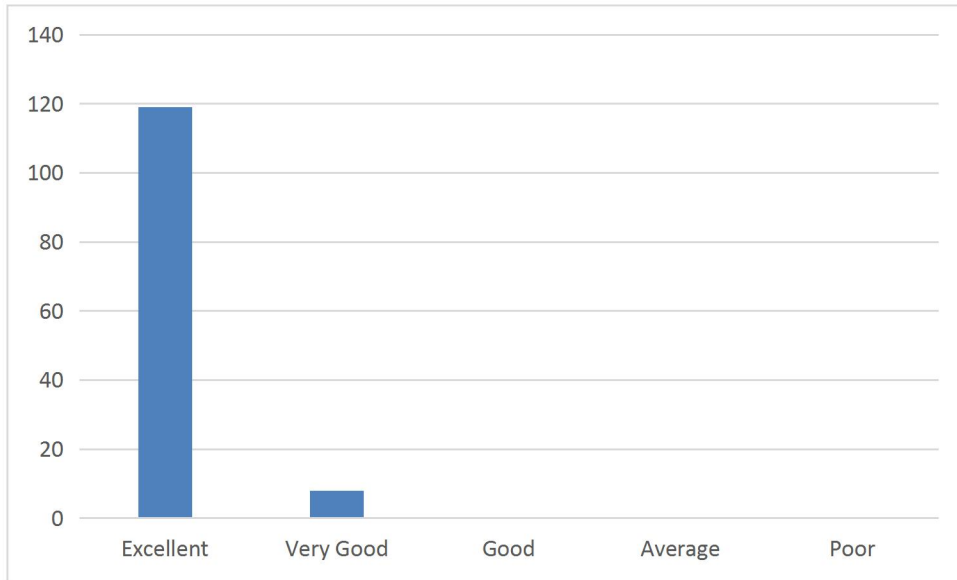
10. The college has enough relevant resources which are updated regularly for teaching learning purposes



11. The academic freedom and opportunity that are available for curriculum development, administration and evaluation in the college is:



12. The opportunity available out of the course/syllabus for the enhancement of my knowledge and perspective in the discipline is:



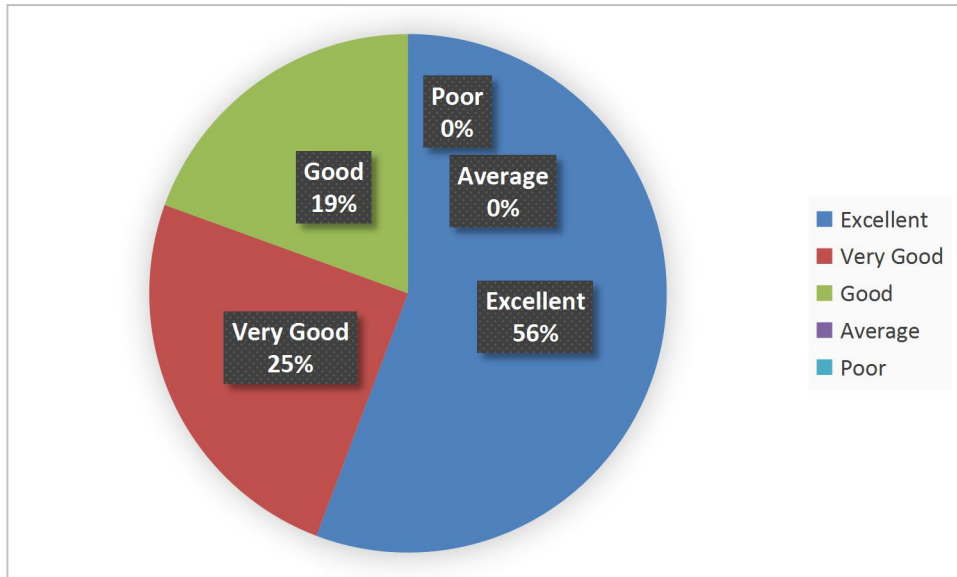
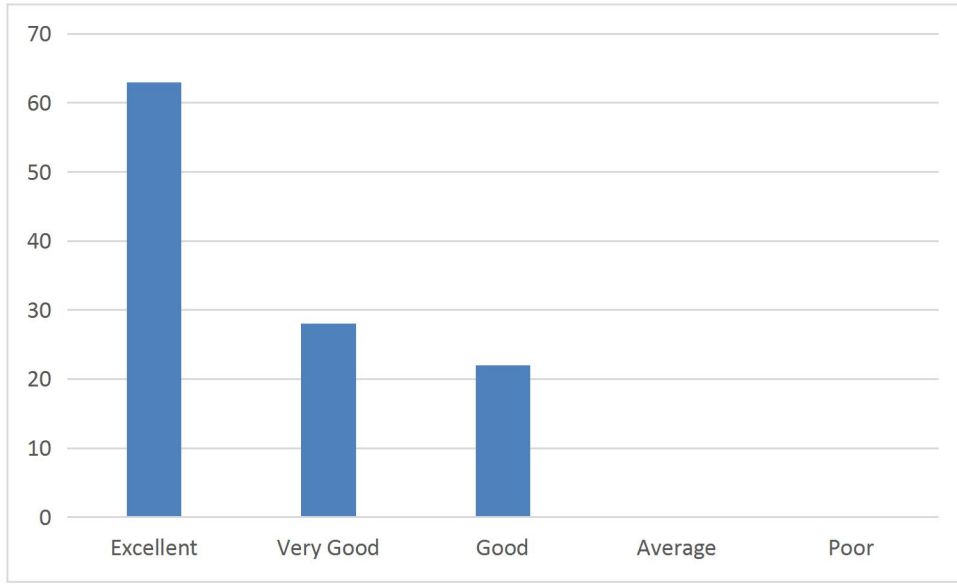
**TEACHER FEEDBACK QUESTIONNAIRE ON CURRICULUM 2016-17**

S.No.	SCIENCE	Excellent	Very Good	Good	Average	Poor	Total
1	Course Content is Relevant and Need Based	63	28	22	0	0	113
2	Course Outcomes are well defined and clear to staff and students	94	14	5	0	0	113
3	Course Content has enough scope for development of analytical, logical, technical and creative skills to the students	82	31	0	0	0	113
4	Course activities (Internships / Field Visit/ Guest Lectures/ Assignments/Seminars/Others) are relevant for development of various skills for employment and self-employment	66	17	30	0	0	113
5	The course/syllabus has good balance between theory and lab work	78	21	14	0	0	113
6	Courses motivate students to use various resources that are available in the college and outside for their effective learning	59	37	17	0	0	113
7	The curriculum design Teaching-Learning-Assessment and Examination are effectively carried out on time	90	11	12	0	0	113
8	The assessment and evaluation system objectively measure the Course Outcomes (COs) and Program Specific Outcome (PSOs)	55	48	9	1	0	113
9	The curriculum contains a wide range of courses under choice based credit system	89	11	13	0	0	113
10	The college has enough relevant resources which are updated regularly for teaching learning purposes	89	18	6	0	0	113
11	The academic freedom and opportunity that are available for curriculum development, administration and evaluation in the college is:	94	19	0	0	0	113
12	The opportunity available out of the course/syllabus for the enhancement of my knowledge and perspective in the discipline is:	69	44	0	0	0	113
		928	299	128	1	0	1356

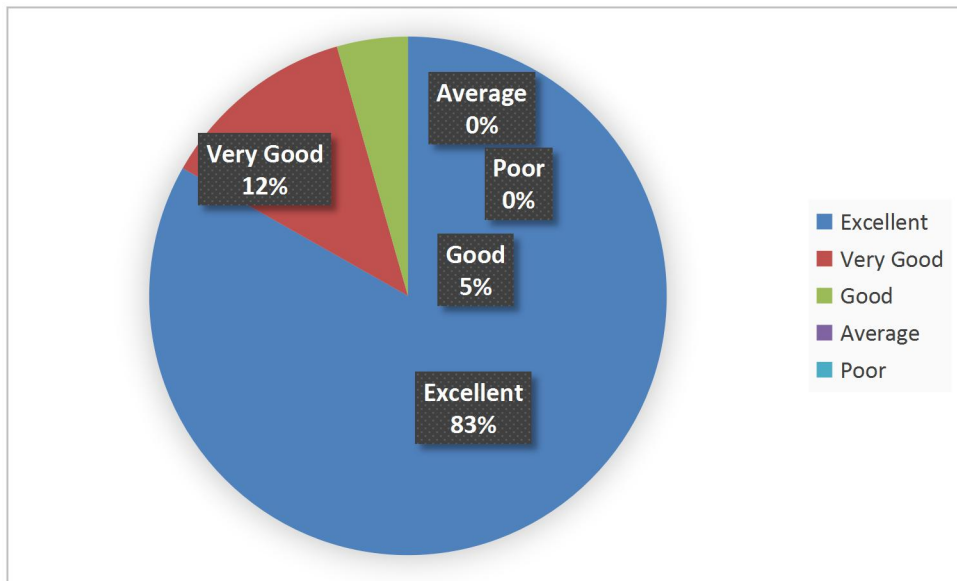
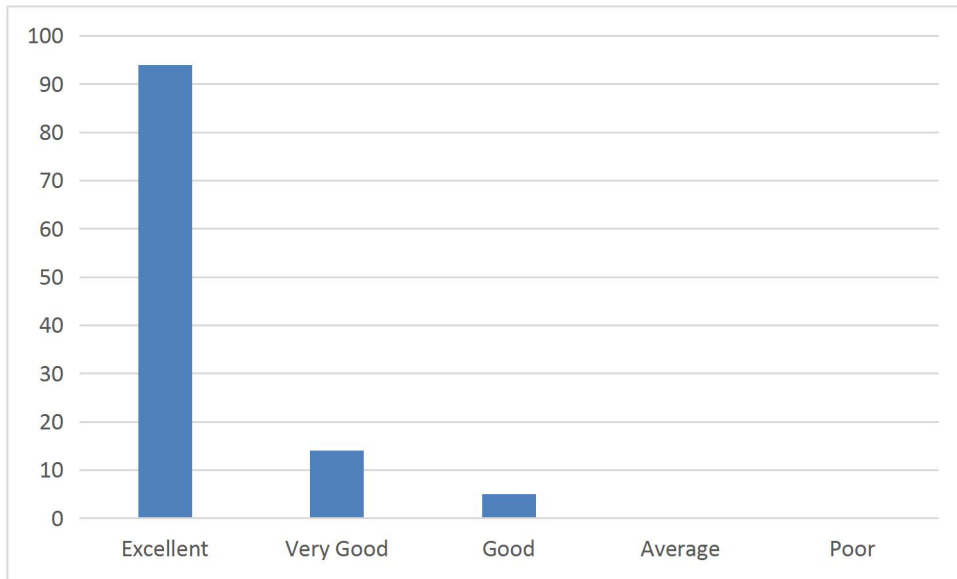


# Science

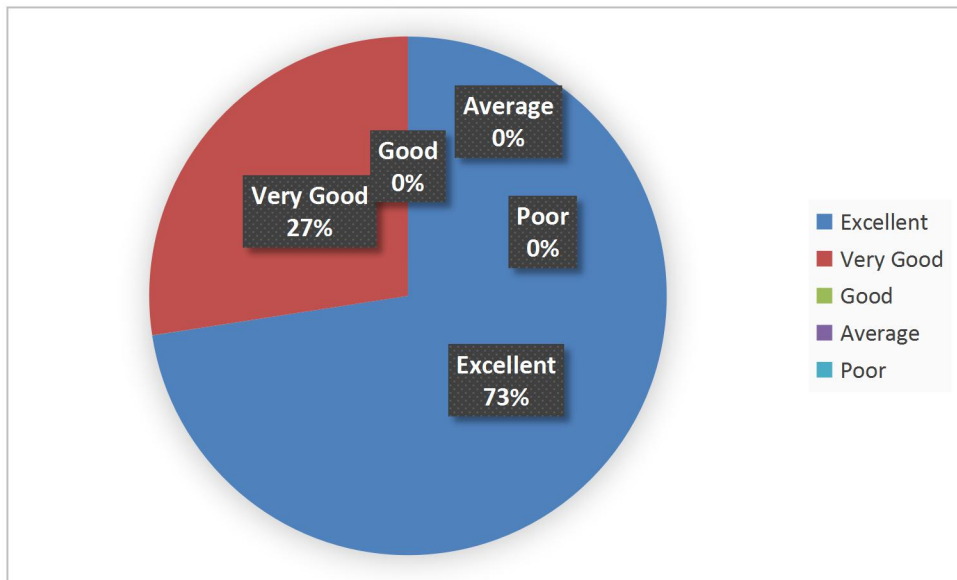
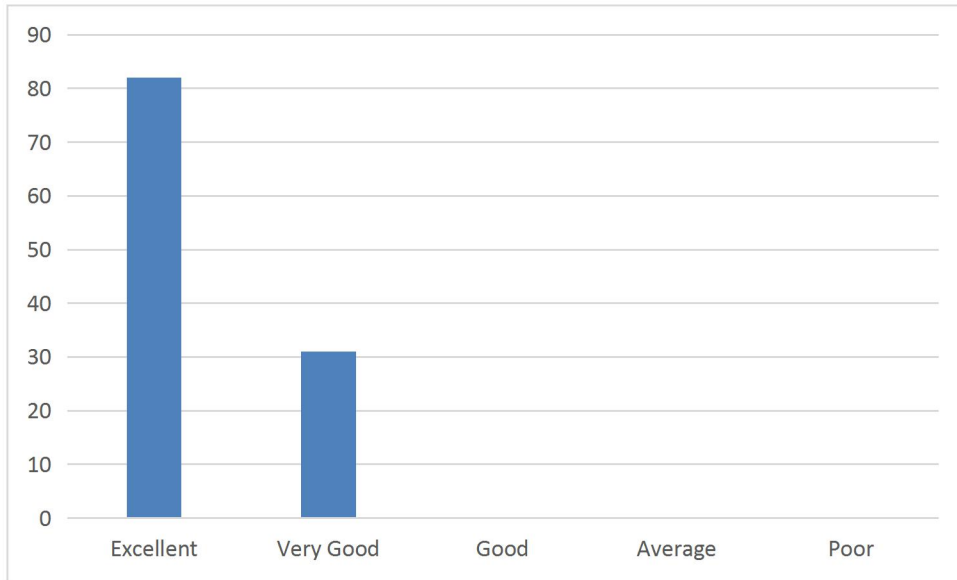
## 1. Course Content is Relevant and Need Based



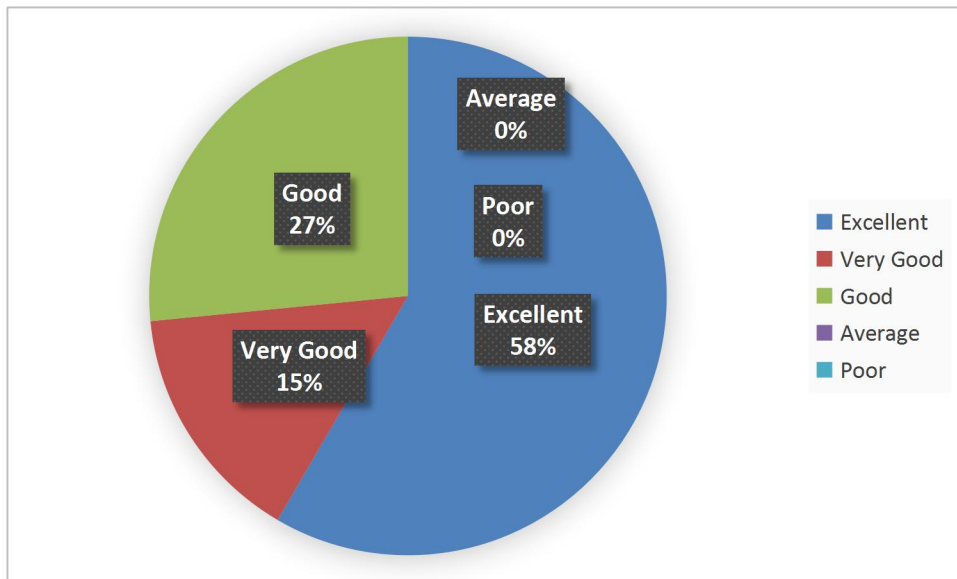
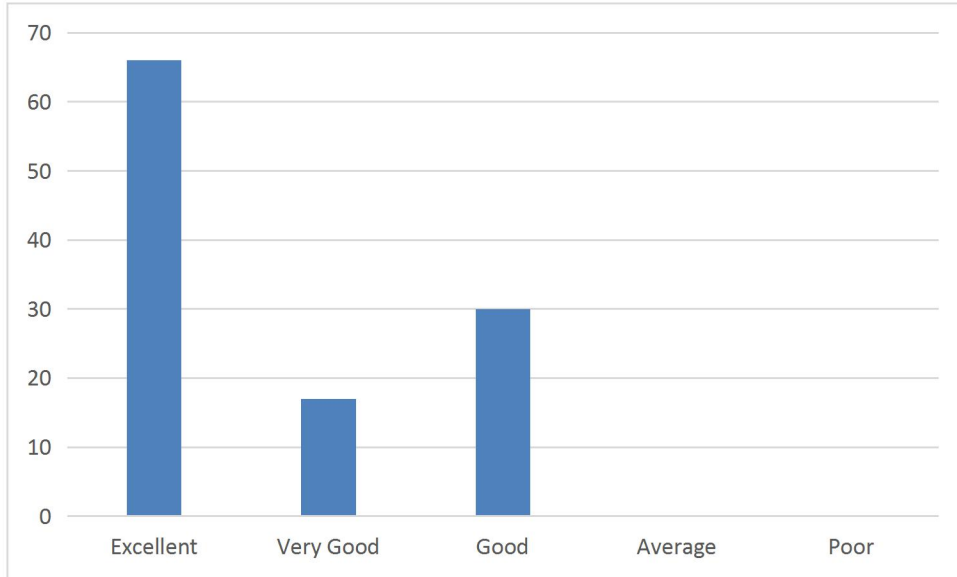
## 2. Course objectives are well defined and clear to staff and students



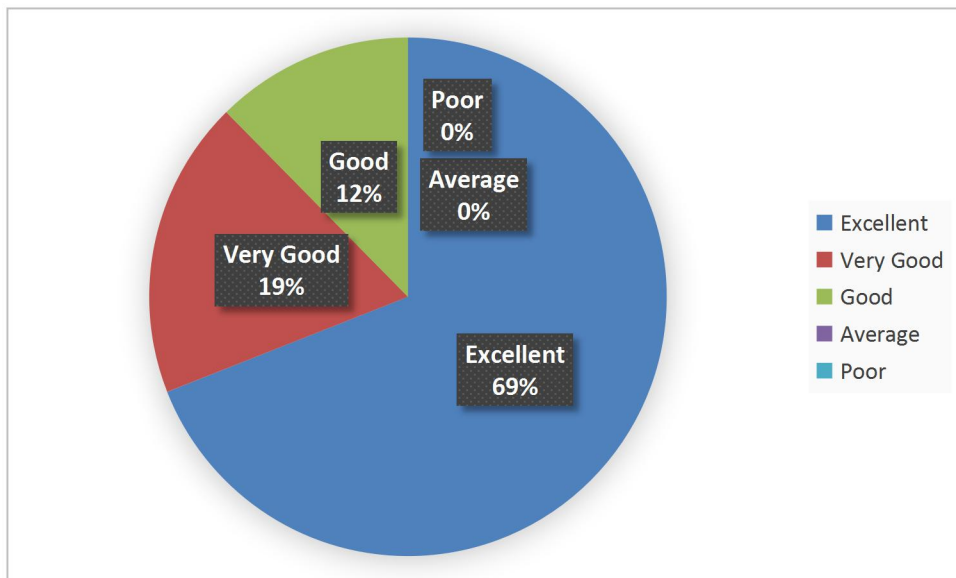
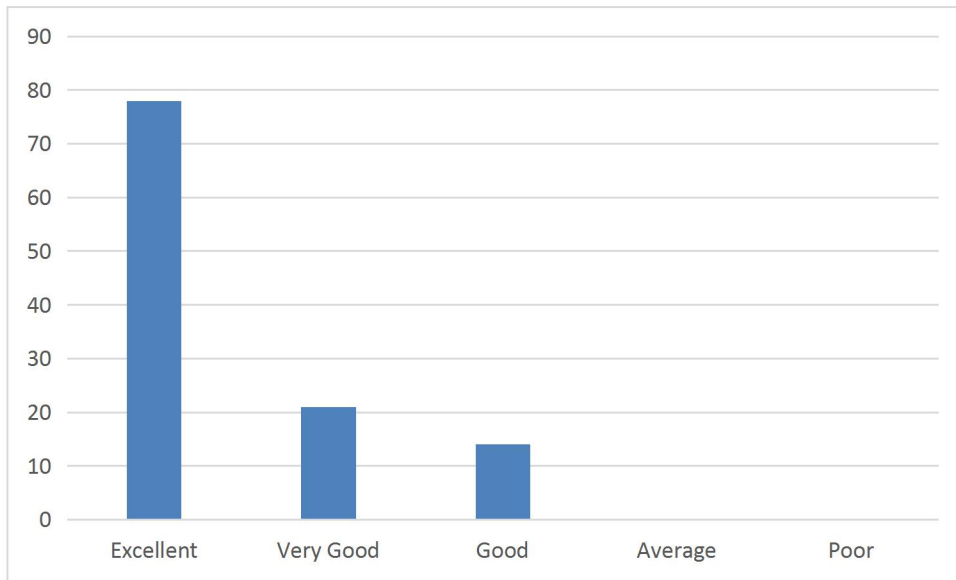
3. Course Content has enough scope for development of analytical, logical, technical and creative skills to the students



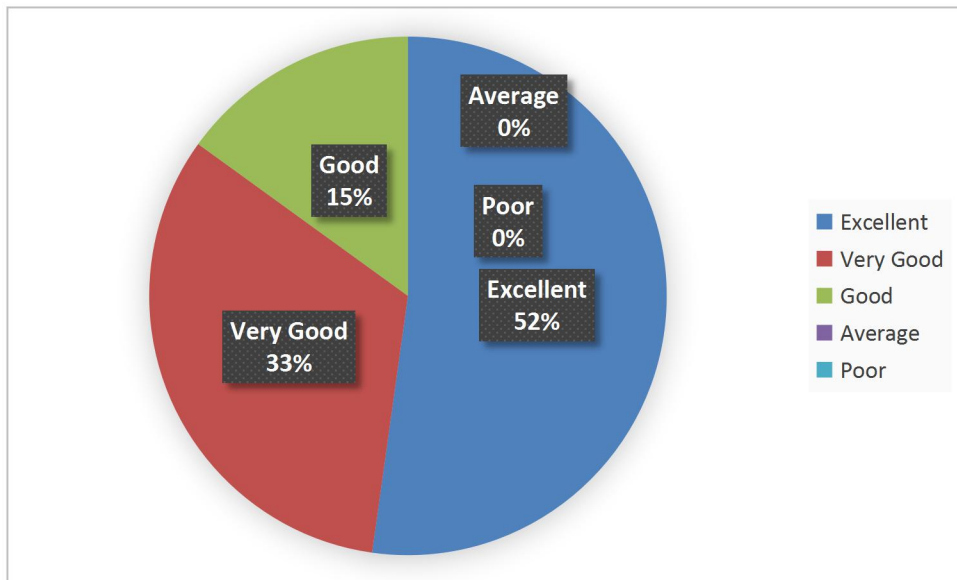
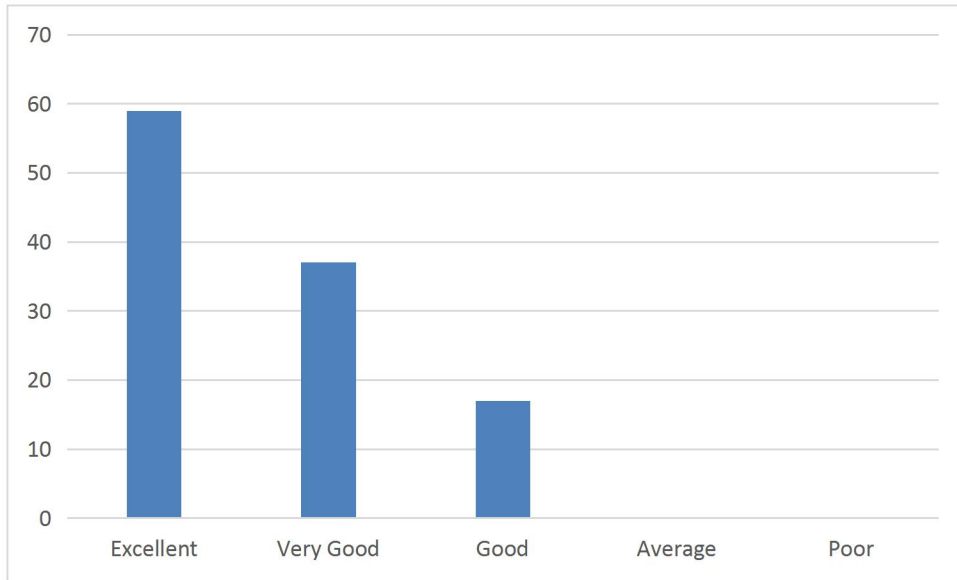
4. Course activities (Internships / Field Visit/ Guest Lectures/ Assignments/Seminars/Others) are relevant for development of various skills for employment and self-employment



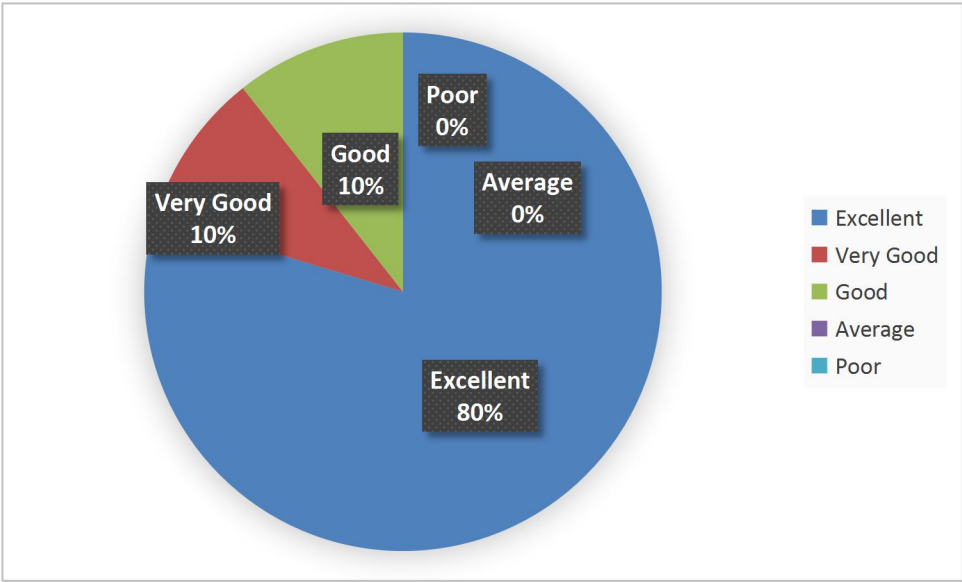
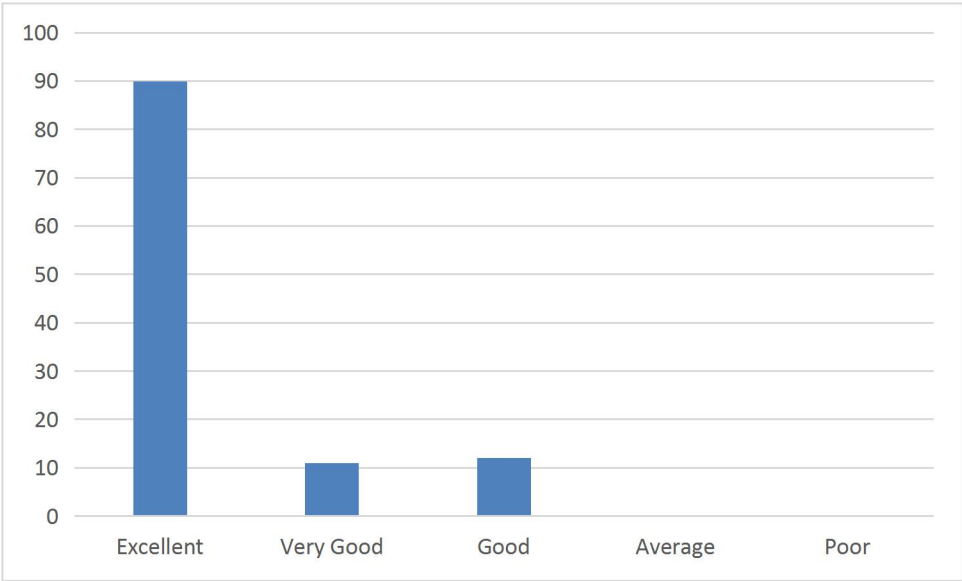
## 5. The course/syllabus has good balance between theory and lab work



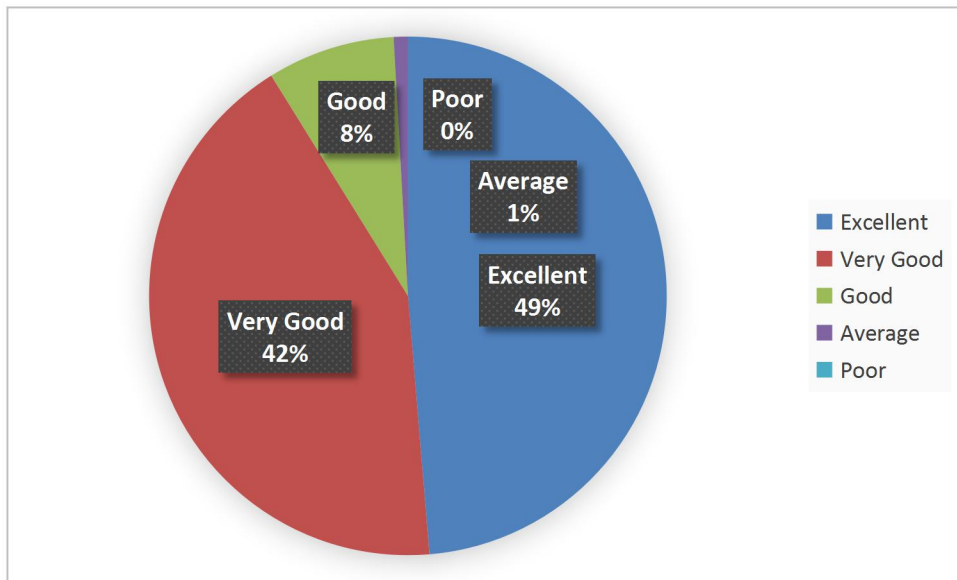
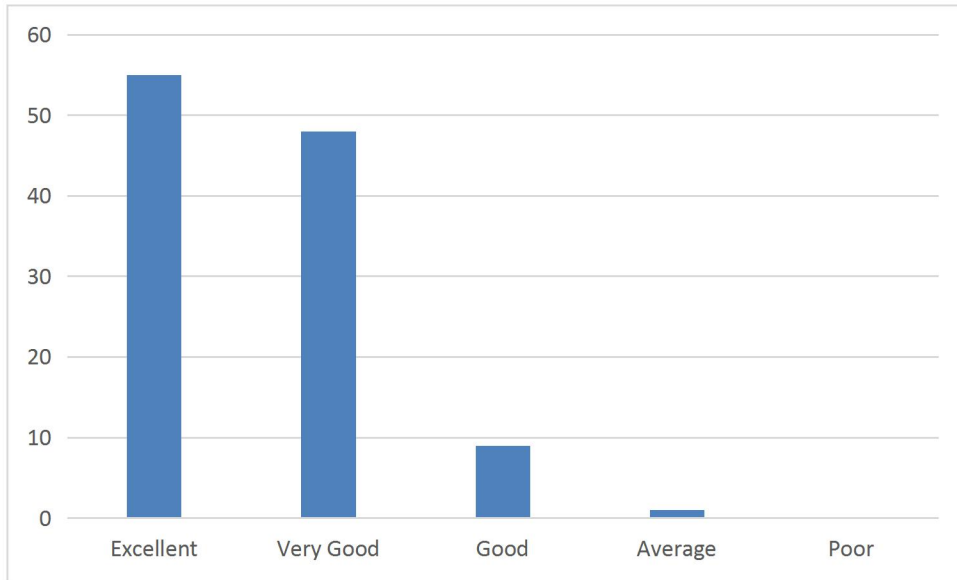
6. Courses motivate students to use various resources that are available in the college and outside for their effective learning



7. The curriculum design Teaching-Learning-Assessment and Examination are effectively carried out on time

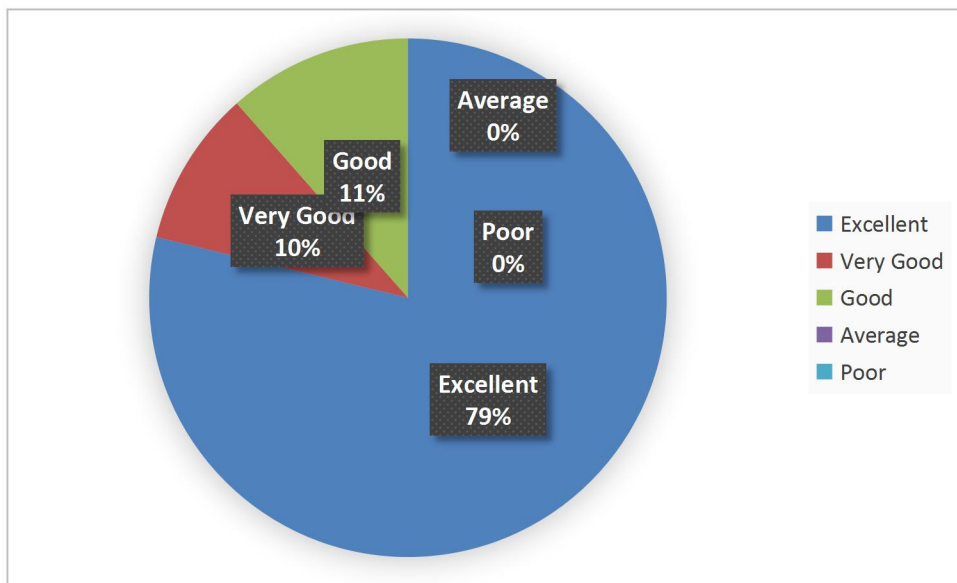
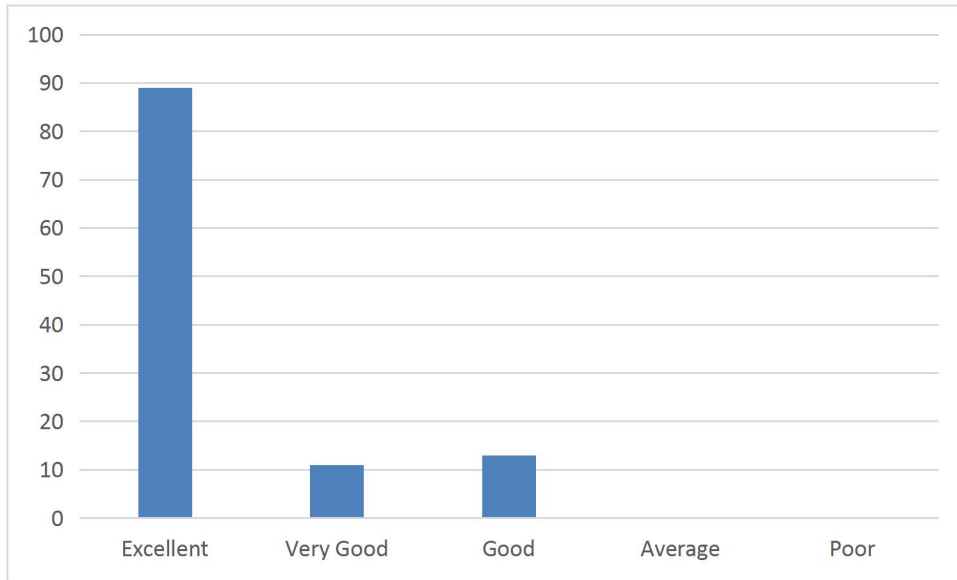


8. The assessment and evaluation system objectively measures the graduation outcome.

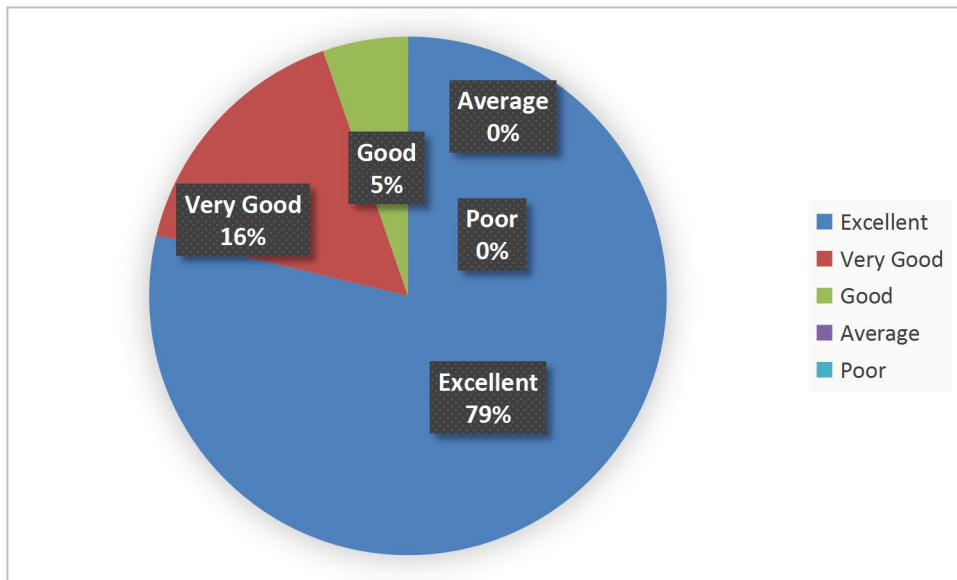
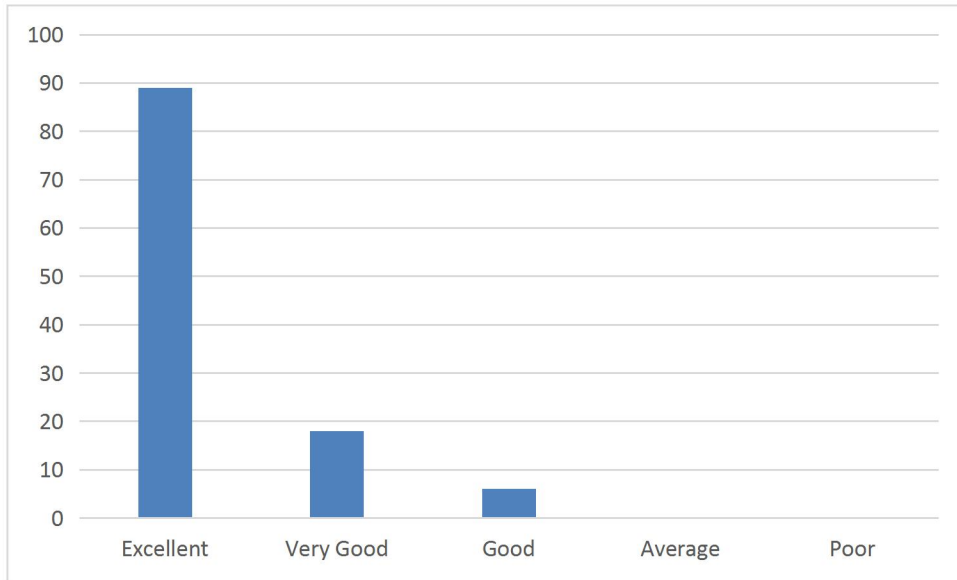




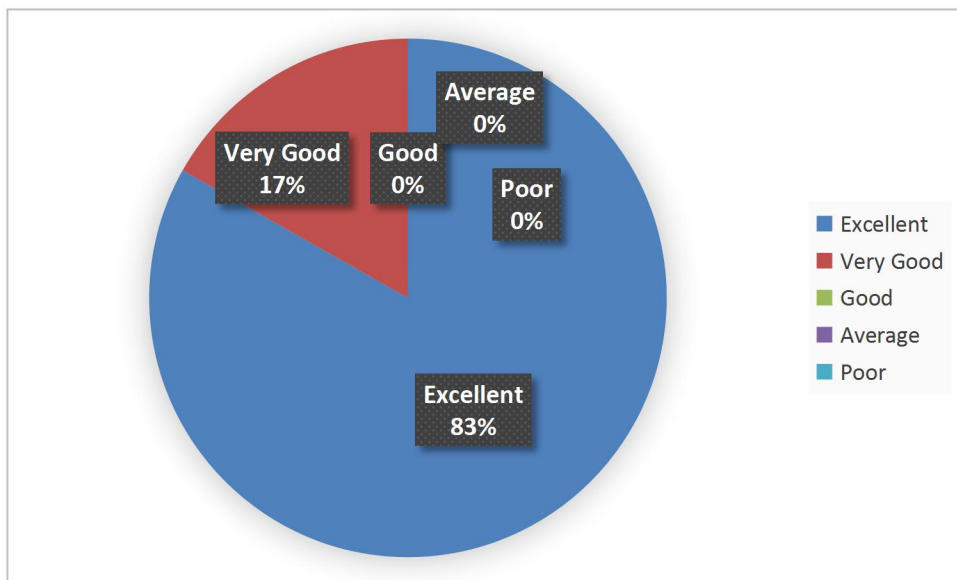
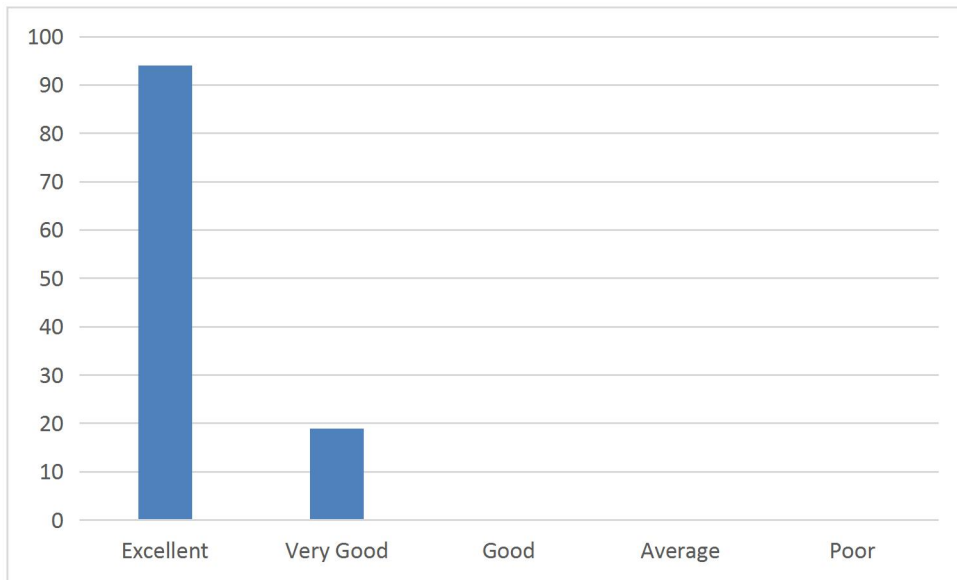
9. The curriculum contains a wide range of courses under choice based credit system



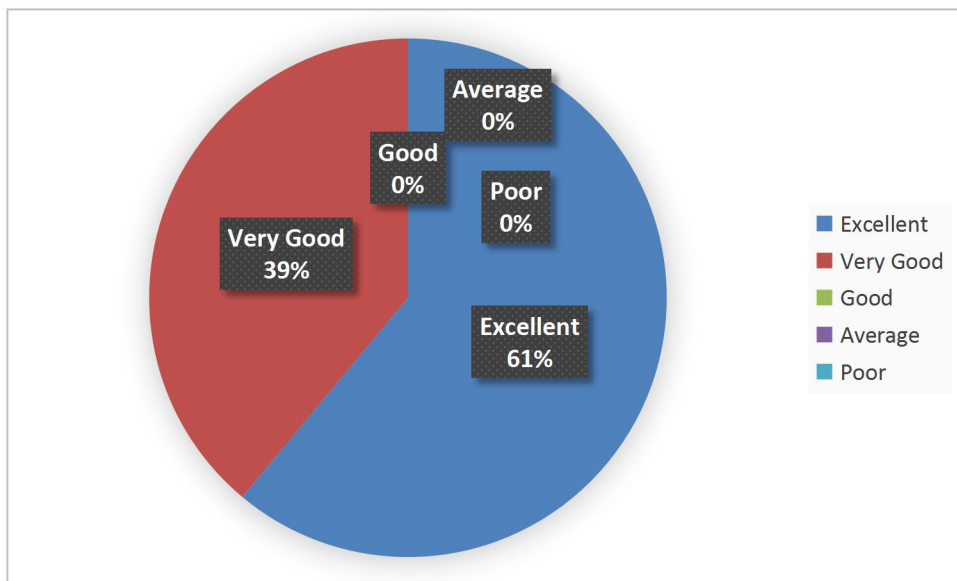
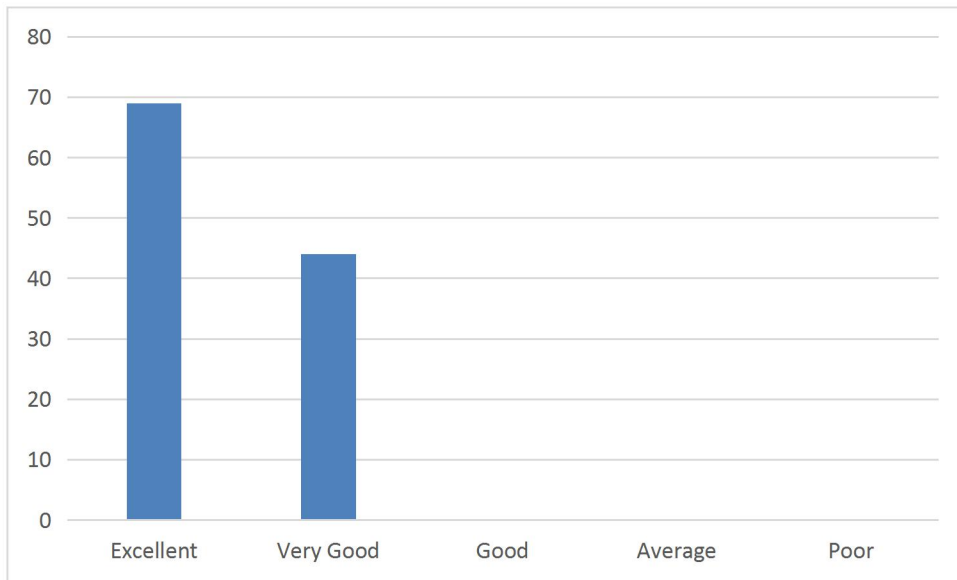
10. The college has enough relevant resources which are updated regularly for teaching learning purposes



11. The academic freedom and opportunity that are available for curriculum development, administration and evaluation in the college is:



12. The opportunity available out of the course/syllabus for the enhancement of my knowledge and perspective in the discipline is:



## **Commerce**

All the commerce faculty, 100% of them, who participated in the conduct of feedback confidently expressed that the course content was relevant and need-based and that the syllabuses were well-designed with utmost clarity. They also expressed that course activities like the internship, projects, seminar presentations, etc., are relevant for the development of various skills for employment and self-employment. 68.2% of the commerce faculty expressed that the academic freedom and opportunity that are available for curriculum development, administration and evaluation in the college is 'excellent' and the remaining 22% and 9.8% of the faculty noted that it was 'very good' and 'good' respectively.

## **Arts**

27 (100%) of the Arts faculty members confidently expressed that the course content was relevant and need-based and that the syllabuses were well-designed with utmost clarity. 72.4% of the faculty expressed that the course activities like the internship, projects, seminar presentations, etc., were relevant for the development of various skills for employment and self-employment and around 19% recorded 'the '. 97.6% of the Arts faculty expressed that the academic freedom and opportunity that are available for curriculum development, administration and evaluation in the college was 'excellent' and the remaining 2.4% of the faculty noted that it was 'very good'.


## **Sciences**


Around 113 Science faculty members participated in the survey and all of them, 100%, opined that the course content was relevant and need-based and that the syllabuses were framed well with greater clarity. 58.4% of the faculty expressed that the course activities like the internship,

projects, seminar presentations, etc., were relevant for the development of various skills for employment and self-employment whereas 15% recorded 'very good' and approximately 26.6% of the faculty members observed it was 'good'. 83.2% of the Science faculty expressed that the academic freedom and opportunity that are available for curriculum development, administration and evaluation in the college was 'excellent', whereas 16.8% of the faculty noted that it was 'very good'.

## **CONCLUSION**

The consolidated feedback report is shared at the HODs/Coordinators/Officials Meeting and also with the departments for further appropriate actions and decision makings.

  
Dr A. Xavier Mahimairaj  
IQAC Coordinator  
Loyola College, Chennai – 34

  
Rev. Dr Arokiasamy Xavier, S.J.  
Principal  
Loyola College, Chennai – 34