



INTERNAL QUALITY ASSURANCE CELL (IQAC) LOYOLA COLLEGE (AUTONOMOUS), CHENNAI - 34

A REPORT ON THE ALUMNI FEEDBACK, 2020 – 2021

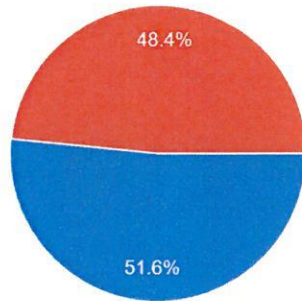
Loyola College has been insisting on sustaining quality in the realm of academic and administrative services. As a professional exercise, the IQAC initiates the conduct of feedback from various stakeholders. On the day of the alumni meet and other similar re-union meetings, the departments used the opportunity to solicit feedback from the recently passed out alumni on important aspects which include:

- a) The usefulness of the courses in terms of employment and entrepreneurship
- b) The helpfulness of higher studies and career planning
- c) Quality of teachers about subject knowledge, preparation and communication style
- d) Mentoring and facilities to help learning, teaching, evaluation, and research

62 alumni participated in the survey consisting of 16 questions.

Mention your Shift in the college

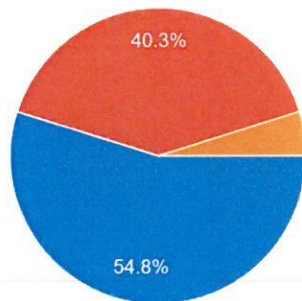
62 responses



- Shift 1 - Aided
- Shift 2- Self Financing

What Program did you complete?

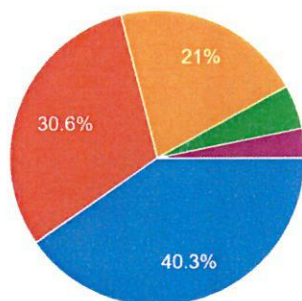
62 responses



- UG
- PG
- M.Phil

Which stream of the program did you complete?

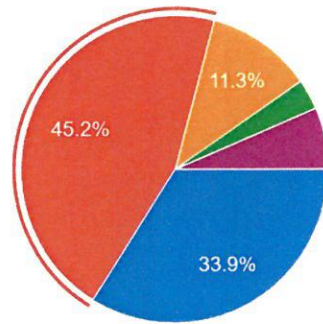
62 responses



- Arts
- Science
- Commerce
- BBA
- B.Com Corporate

The course taught are useful for life

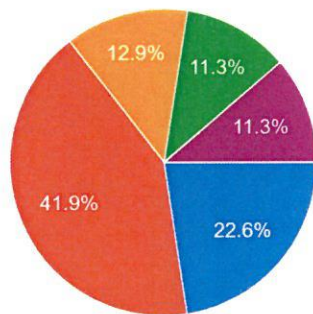
62 responses



- Strongly Agree
- Agree
- Neither agree nor disagree
- Disagree
- Strongly Disagree

The courses taught are useful for employment and entrepreneurship

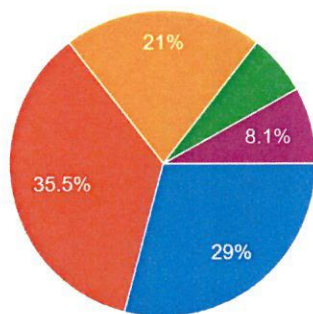
62 responses



- Strongly Agree
- Agree
- Neither agree nor disagree
- Disagree
- Strongly disagree

The courses taught are useful for higher studies and career planning

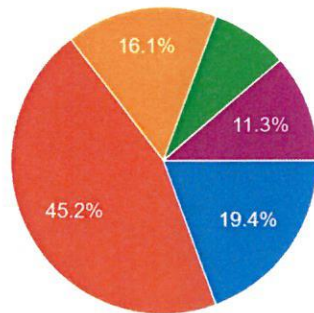
62 responses



- Strongly Agree
- Agree
- Neither agree nor disagree
- Disagree
- Strongly disagree

Syllabus updated regularly

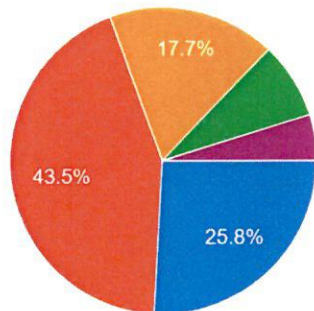
62 responses



- Strongly Agree
- Agree
- Neither agree nor disagree
- Disagree
- Strongly disagree

Courses in the programme are appropriate and relevant

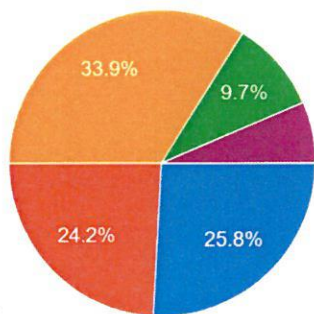
62 responses



- Strongly Agree
- Agree
- Neither agree nor disagree
- Disagree
- Strongly Disagree

Teachers subject knowledge / expertise

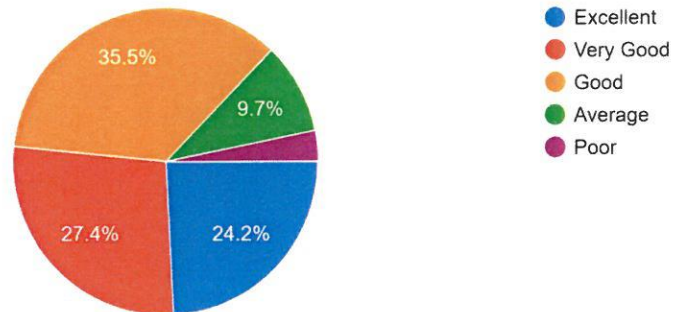
62 responses



- Excellent
- Very Good
- Good
- Average
- Poor

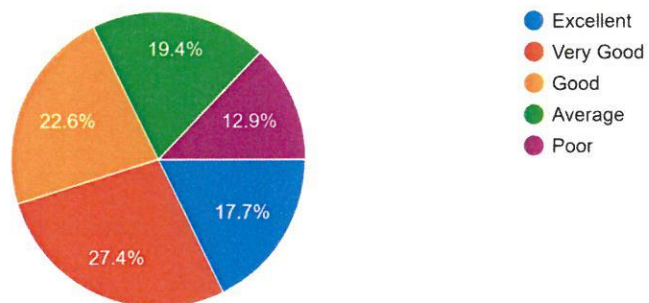
Teaching / Communication style of the faculty in the college

62 responses



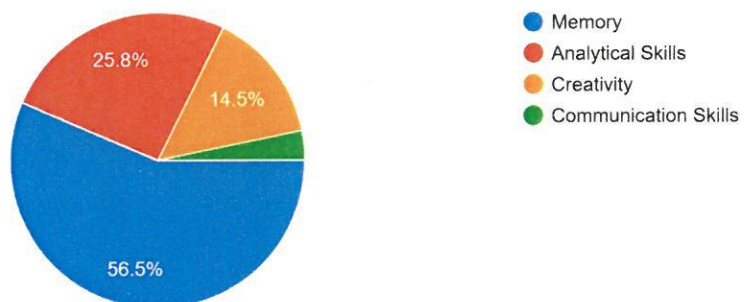
Help for slow learners

62 responses



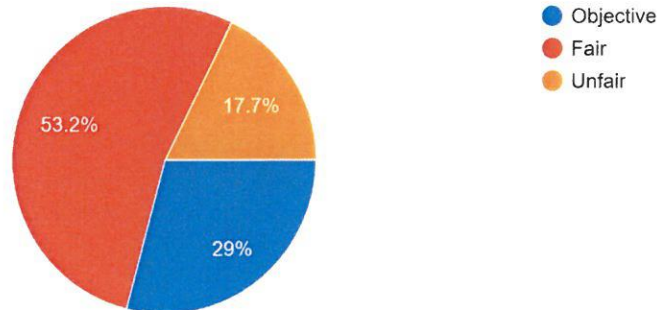
The evaluation primarily test

62 responses



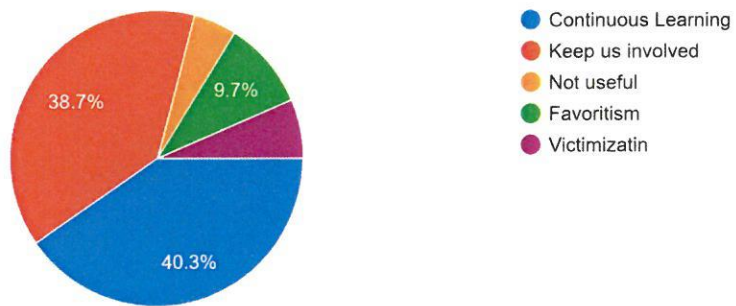
The evaluation is in general

62 responses



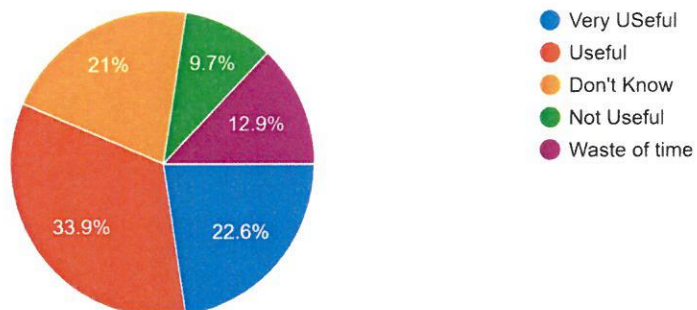
Continuous Internal Assessment is an instrument of

62 responses

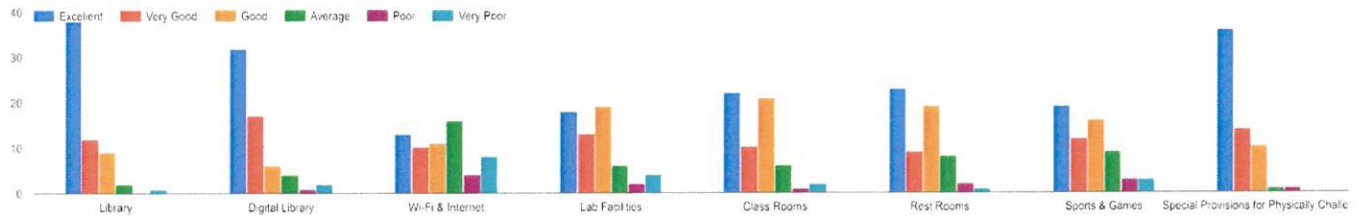


Mentoring System in the college

62 responses



The college has facilities to help learning, teaching, evaluation and research



Respondent details

Out of 62 alumni, 51.6% from shift –I and balance 48.4% from shift - II

Program completed

The respondents are from UG, PG, and M.Phil. Out of total respondents of 62, 54.8% from UG, 40.3% from PG, and the balance from M.Phil.

Stream of the program completed

The respondents are from different programs out of which 40.3% of respondents are from Arts Stream, 30.6% of respondents from the science stream, 21% from the commerce stream, and balances are from B.B.A and B.Com (Corporate)

The usefulness of the Courses: Employment and Entrepreneurship

45.2% of respondents agree with the usefulness of the course taught, 33.9% rated as strongly agree and the remaining alumni are neutral. 41.9% of respondents have agreed that the course taught is helpful for employment and entrepreneurship, 22.6% of respondents strongly agreed and balance respondents are neutral.

The usefulness of the Courses: Higher Studies and Career Planning

35.5% of the alumni expressed that courses taught here are useful for their higher studies and career planning. 29% of them strongly agree with the above statement and the remaining of them are neutral.

Syllabus Updation and Course Relevance

45.2% of the alumni agreed with the above statement and 19.4% have strongly agreed with the above. 43.5% of respondents agreed that courses are appropriate and relevant and 25.8% rated as strongly agreeing with the appropriateness and relevancy of the program.

Teachers Subject Knowledge/Expertise and Teaching/Communication style

33.9% of the alumni rated the teacher's knowledge in the subject is good. 25.8% and 24.2% of them rated as excellent and very good respectively. 35.5% of the respondents rated the teaching style of the faculty is good. 35.5% and 24.2% of them rated as good and excellent respectively.

Helping Slow Learners

27.4% of the respondent rated as good for helping the slow learners. 27.4% and 22.6% and 19.4% of respondents have rated as very good, average, and excellent.

Evaluation

56.5% of the alumni expressed evaluation is mainly on memory and followed by 25.8% is based on analytical skills. 14.5% stated that it is based on creativity and the rest on communication skills. 53.2% of the alumni rated evaluation as fair and 29% rated it as objective-based. 38.7% of the alumni rated the CIA as an instrument for keeping us involved, 40.3% is mentioned that is useful for continuous learning.

Mentoring System

33.9% of the respondents rated the mentoring system is useful and 22.6% expressed it is very useful.

Facilities to Help Learning, Teaching, Evaluation, and Research

The majority of the alumni have rated the facilities as excellent in terms of the library, digital library, and Wi-Fi for learning, teaching, evaluation, and research.

Conclusion

The consolidated feedback report is shared at the HODs /Coordinators/Officials meeting and also with the department for further appropriate actions and decision making.



Dr. A Xavier Mahimairaj
IQAC Coordinator
Loyola College
Chennai – 34



Prof. Francis Xavier D.
Deputy Coordinator
Loyola College
Chennai – 34



Rev. Dr A Thomas, S.J.
Principal
Loyola College
Chennai - 34



INTERNAL QUALITY ASSURANCE CELL (IQAC)

LOYOLA COLLEGE (AUTONOMOUS), CHENNAI - 34

A REPORT ON THE EMPLOYER FEEDBACK, 2020 -21

Emphasizing quality and excellence, Loyola College performs quality control measures to uphold quality educational services by initiating the conduct of feedback from various stakeholders through IQAC. As part of this professional exercise, whenever the recruiters visit the college for campus interview/providing training sessions or the Job Fair, IQAC collects feedback at random from them and they express their views objectively on the employability skills of the students appearing for the Placement/Campus Interview. The Placement Cell also provides training on communication skills and conducts mock interviews and group discussions as part of preparing the students for placement and insists on employability skills development.

The questionnaire includes important and specific aspects like:

- i) Course content is relevant and need-based,
- ii) Development of analytical, logical, technical, and creative skills
- iii) Activities like an internship, field visit, and guest lectures,
- iv) Assignment and seminars.

Exposure and Skill levels

The majority of the employers have given a rating as excellent in terms of presentation skills, aptitude, behavioral skills, and attitude of students.

Facilities and provisions

75% of employers expressed their rating as good, 25% rated as satisfactory in respect of facilities and provisions for campus placement provided by the college.

Course Content: Relevance and Need

75% and 25% of employers' ratings were as good, and satisfactory respectively. 75% of employers have conveyed their rating as good in respect of course content has enough scope for development of analytical, logical, technical, and creative skills students and balance 25% rated as satisfactory.

Course	Activities	(Internships/Field	Visit/Guest
---------------	-------------------	---------------------------	--------------------


Lectures/Assignments/Seminars/Others)


50% of employers expressed their rating as good in respect of course activities i.e internships /field visits/guest lectures/assignments/seminars/others and balance 50% rated as satisfactory.

Curriculum Design

50% of employers conveyed their rating as good in terms of curriculum designed as per requirements of industry and market and balance 50% rated as satisfactory. After taking into consideration all the factors and overall design of the curriculum the employer rated it as excellent, good, and satisfactory equally.


Dr. A Xavier Mahimairaj
IQAC Coordinator
Loyola College
Chennai – 34


Prof. Francis Xavier D.
Deputy Coordinator
Loyola College
Chennai – 34


Rev. Dr A Thomas, S.J.
Principal
Loyola College
Chennai - 34



**INTERNAL QUALITY ASSURANCE CELL (IQAC)
LOYOLA COLLEGE (AUTONOMOUS), CHENNAI - 34**

A REPORT ON THE FEEDBACK OF PARENTS, 2020-21

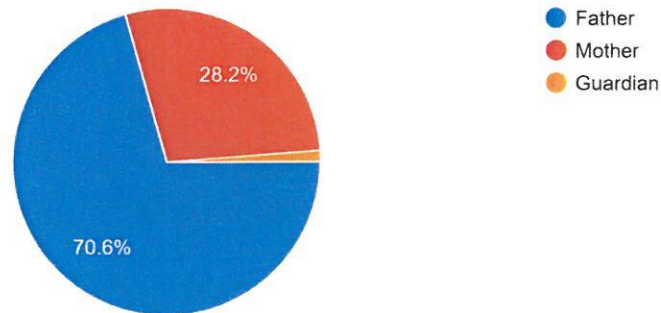
Providing society with quality educational services, Loyola College continuously does a quality check from its various stakeholders through IQAC. As part of the quality control mechanism, IQAC conducts feedback sessions with the parents whose insights help to augment quality services as well as make the right decisions wherever necessary. Every semester, a feedback session is conducted during the Parent-Teacher Meet.

The questionnaire comprised important aspects of quality and relevance of the syllabus included in the curriculum, quality of teachers, accessibility of teacher, internship programme, infrastructure in the campus, standard of the continuous internal assessment test & semester examinations, co-curricular programs, scholarship & concessions given by the college, career guidance, getting jobs & placements in college and overall impression about the college.

No. of questions: 18 No. of Parents Participated: 85

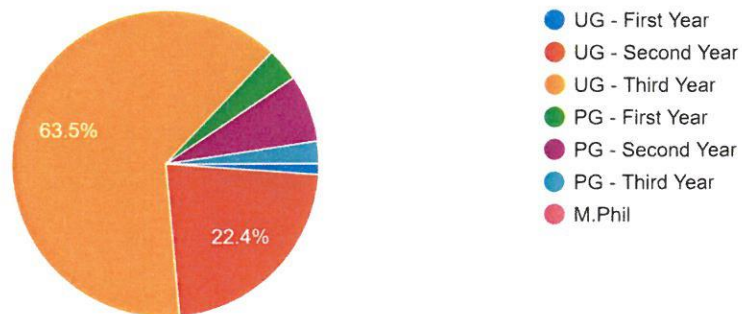
Relationship"

85 responses



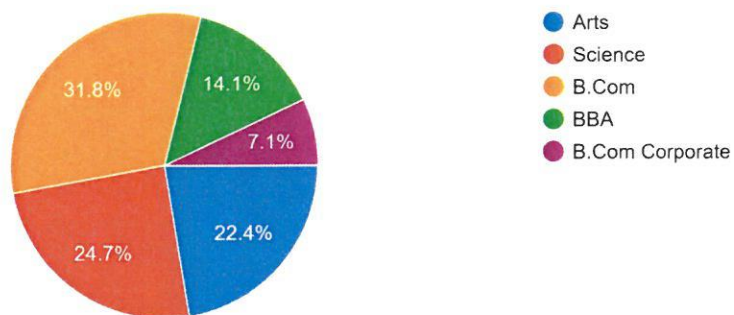
Which Programme and year does your ward Pursue?

85 responses



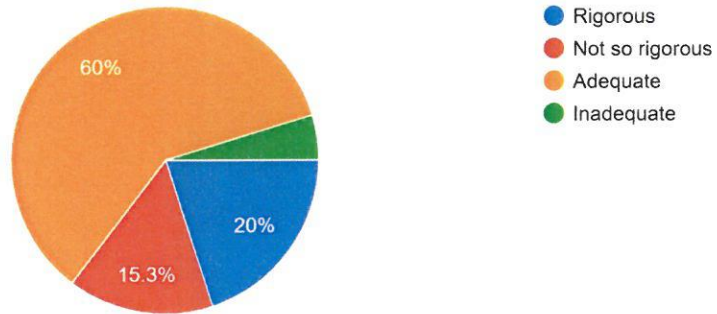
What is the stream of study of your ward?

85 responses



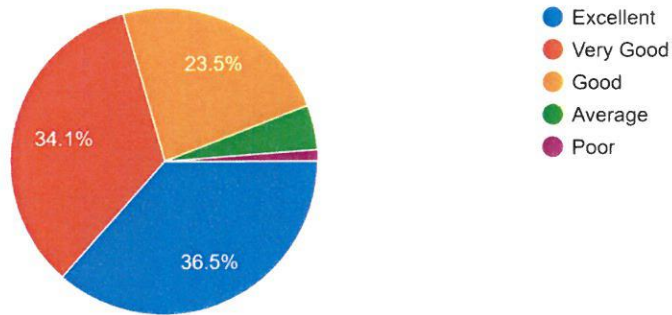
Academic Program in Loyola is

85 responses



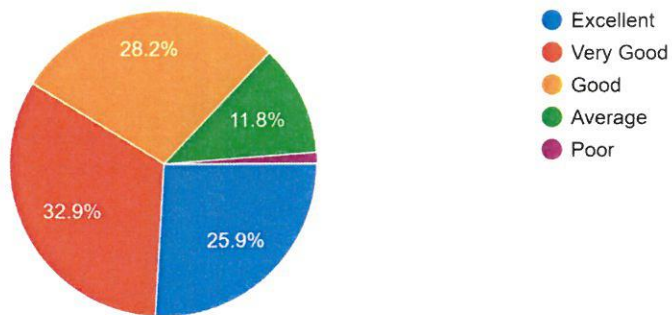
Quality of the teachers at Loyola is

85 responses



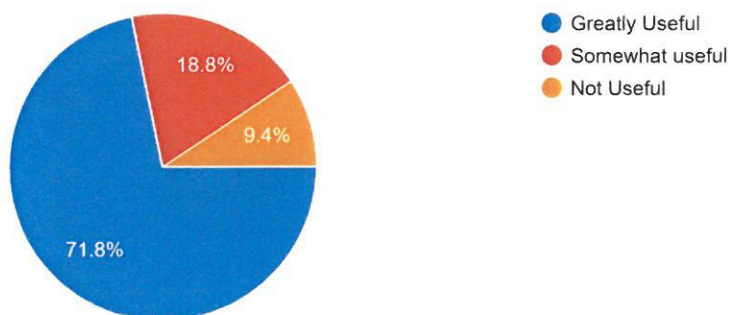
Accessibility of the teacher for parents in the department

85 responses



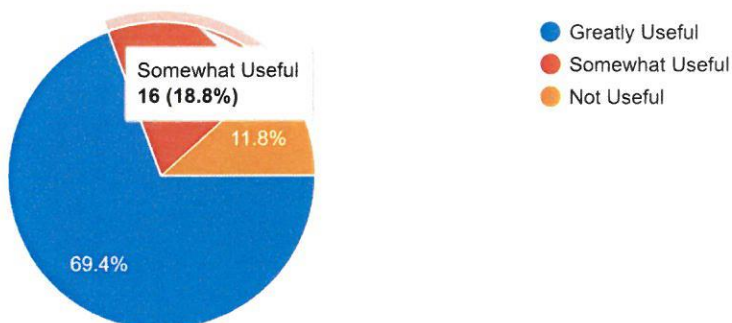
Internship as part of the degree programme is (one month outside the college, work in an industry or civil society organisation)

85 responses



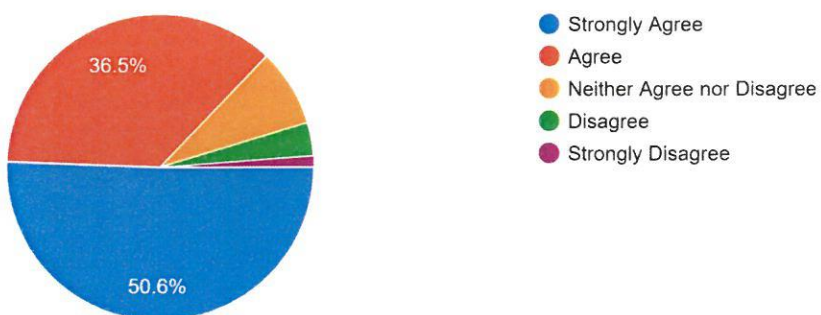
Usefulness of the Outreach programme

85 responses



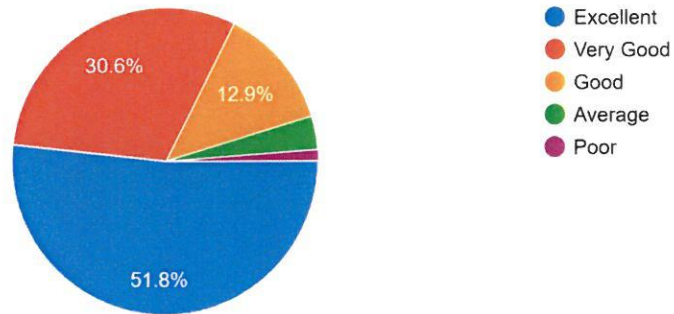
Co-curricular activities (Seminars, symposia, department festival and college culturals NCC, NSS) help the student

85 responses



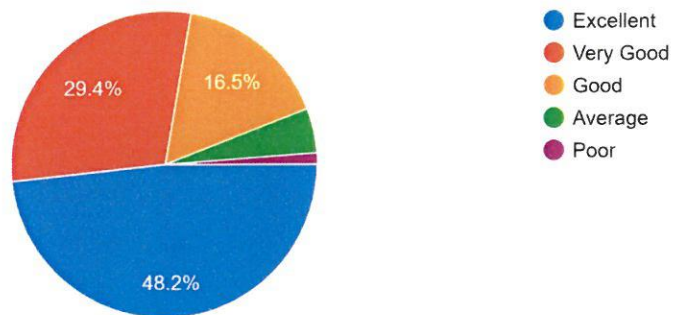
Infrastructure in the campus: (Labs, Classrooms, Library & Canteen)

85 responses



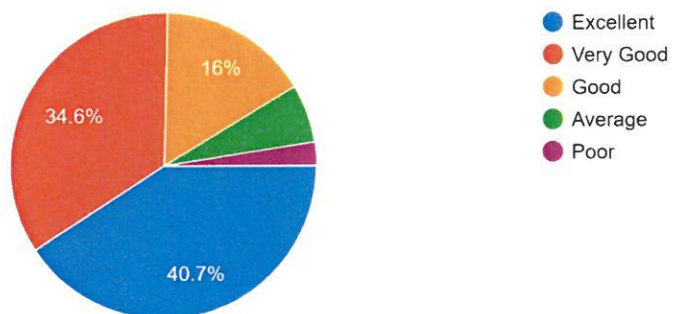
Standard of the Continuous Internal Assessment Test and Semester Examinations are

85 responses



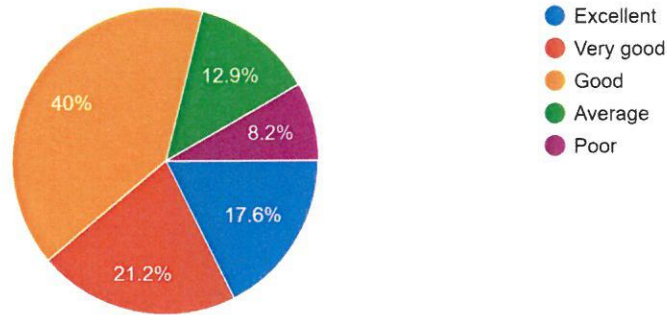
How do you rate the transformation of your ward after the completion of the course?

81 responses



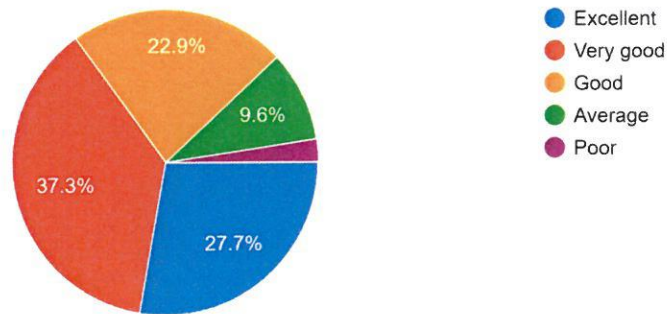
How do you rate the scholarship/ concessions given to your ward by the college*

85 responses



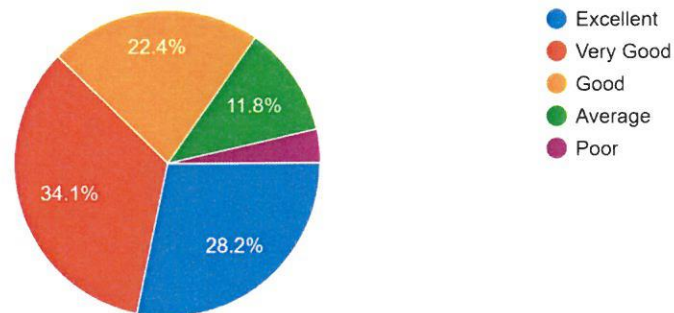
How do you rate the various support systems available in the college such as Counselling, Career Guidance and Academic Help

83 responses

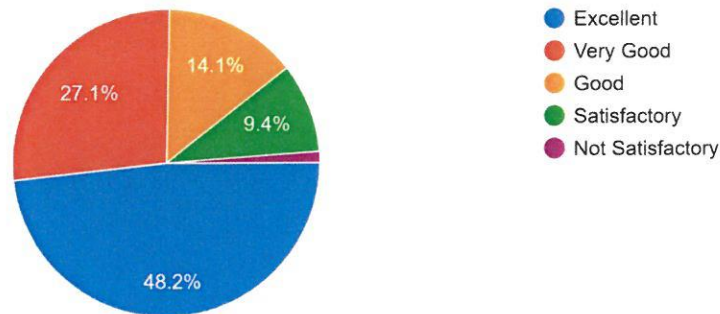


How do you rate the college activities that help your ward in getting jobs and placements?

85 responses



My overall impression of the college
85 responses



Respondent relationship with the student

70.6% of Fathers responded to the questioner while mothers have responded 28.2% and remaining by the guardian of the students.

Program and year of the wards

Out of the total parents who responded 63.5% of parents were from UG third year, 22.4% of parents from UG second year, few of the parents from UG first year. The remaining respondent parents were from PG.

The stream of study the ward

B.Com students' parents have responded 31.8% on the whole. Science students' parents constituted 24.7%. Followed by 22.4% of Arts student parents. 14.1% from B.B.A and 7.1% from B.Com (Corporate) student's parents.

Academic Program, Quality, and Relevance

60% of parents have suggested that the academic program is adequate. 18.9% of parents have responded that the program is rigorous. 15.3% have given their opinion that the program is not so rigorous. 36.5% of parents have rated the quality and relevance of the course is excellent. 37.6% of parents have graded as very good. The remaining parents have graded as good and average.

Quality and Accessibility of the teachers

Out of 85 responses from the parents concerning the quality of teachers, 34.1% of parents have gauged as very good and 36.5% parents have assessed excellent. 23.5% of parents have graded as good and the balance contributes to average and poor. In respect of accessibility of teachers for parents in the department, 25.9% of parents rated as excellent and 32.9% of parents graded as very good. 28.2% of parents rated as good and the remaining parents rated as average and poor.

Internship, Usefulness of the Outreach program and Co-curricular activities

The majority of parents rated it as greatly useful (71.8%) and somewhat useful (18.8%) with regards to the internship as part of the degree program. In respect of the usefulness of the outreach program, 69.4% of parents responded as greatly useful and 18.8% graded it as somewhat useful. 36.5% of parents graded co-curricular activities as helpful to the students.

50.6% of parents strongly agree that it is helpful to students. The remaining parents have graded as neutral.

Infrastructure

51.8% of parents rated it as excellent and 30.6% of parents graded it as very good. Balance responded as good, average, and poor in respect of infrastructure on the campus.

Standard of the Continuous Internal Assessment Test and Semester Examinations

48.2% of parents rated as excellent and 29.4% rated as very good. 16.5% of parents graded as good and the balance parents graded as average and poor.

Transformation of your ward after the completion of the course

40.7% of parents rated it excellent, 34.6% rated it as very good and 16% graded it as good.

Scholarship, Concessions, and Support Systems

40% of parents have given scholarship /concession ratings as good. 21.2% of parents have rated it as very good whereas 17.6% have rated it as excellent. 22.9% of parents have given

a good rating to the support system. 37.3% of parents have given a very good rating and 27.7% of parents have said it is excellent.

Jobs and Placements


22.4% of parents are satisfied with placement activities and have graded it as good, 34.1% of parents have rated it as very good and 28.2% of parents rated it as excellent.

Overall impression of the college

48.2% of parents have an excellent impression of the college, 27.1% have a very good impression and 14.1% of parents have a good impression of the college.



Dr. A Xavier Mahimairaj
IQAC Coordinator
Loyola College
Chennai – 34



Prof. Francis Xavier D.
Deputy Coordinator
Loyola College
Chennai – 34



Rev. Dr A Thomas, S.J.
Principal
Loyola College
Chennai - 34



INTERNAL QUALITY ASSURANCE CELL (IQAC) LOYOLA COLLEGE (AUTONOMOUS), CHENNAI - 34

A REPORT ON STUDENT FEEDBACK, 2020– 2021

The IQAC of Loyola College organized the annual feedback session for the academic year 2020-2021 on the various aspects of the academic and administrative aspects to ensure and uphold quality education delivered to the students. Feedback for the academic year 2020-2021 was provided by the students of the college.

The feedback form had questions based on certain significant aspects such as:

- The Outcome of the Curriculum and Syllabus
- Teaching Methodologies & Assessment Strategies
- Learning Resources, Facilities and Guidance
- Overall Impression of the Program & Facilities

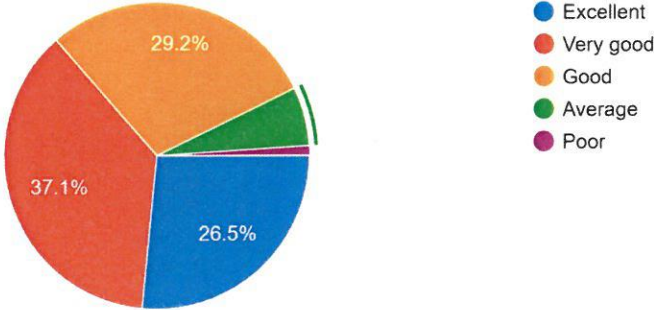
This report presents the consolidated views and feedback of the students.

No. of questions: 10

No. of participants: 1288

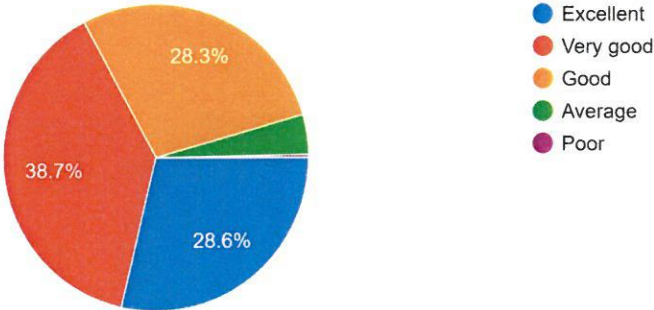
How do you rate the syllabus of the course that you have gone through in relation to the expected outcome of the course?

1,288 responses



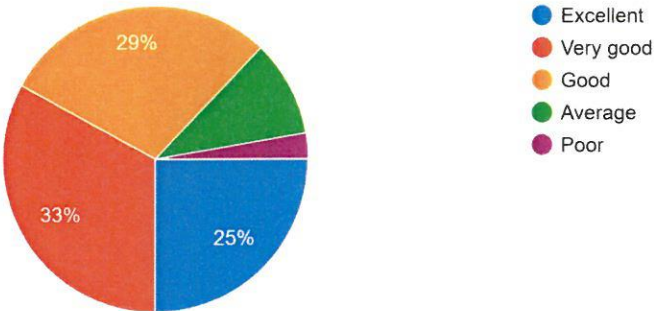
How do you rate the allocation of credits and hours to the courses?

1,288 responses



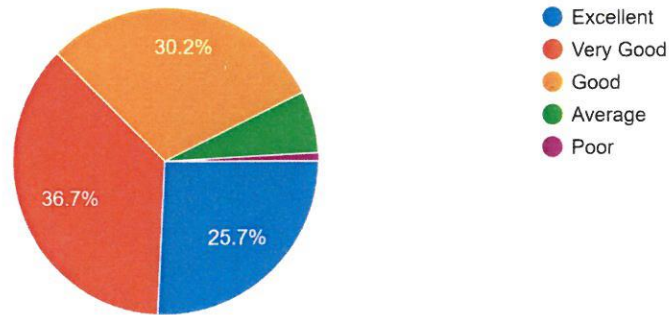
Syllabus of each course covers recent trends and developments

1,288 responses



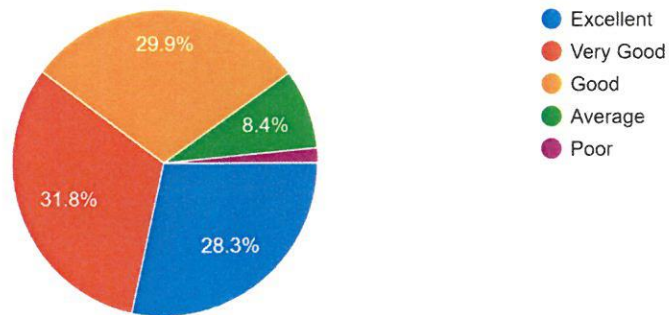
How do you rate the various papers in terms of their relevance to the specialization streams?

1,288 responses



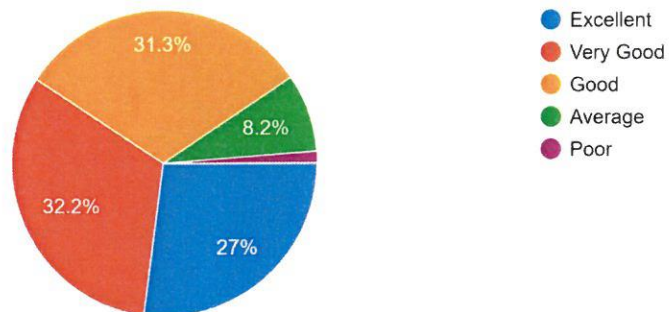
Teaching methods followed by teachers

1,288 responses



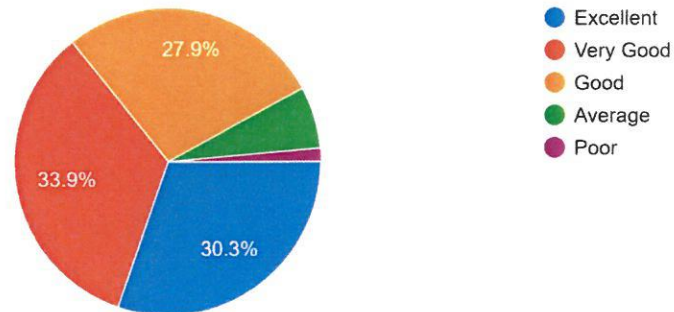
The objectivity of assessment and evaluation

1,288 responses



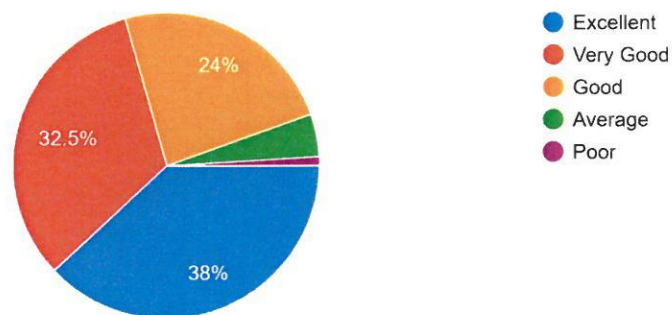
The provisions that are available for students accompaniment in the college

1,288 responses



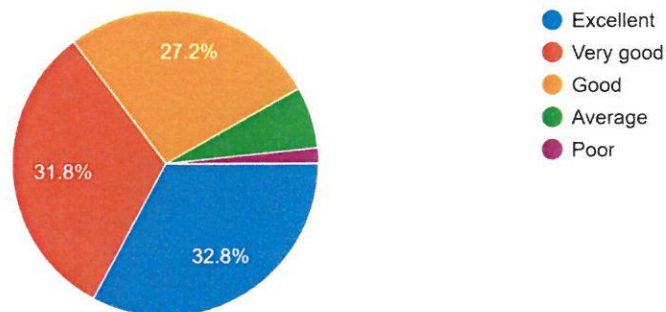
How do you rate learning resources that are available in the college (Library, Lab, ICT Provisions and others)?

1,288 responses



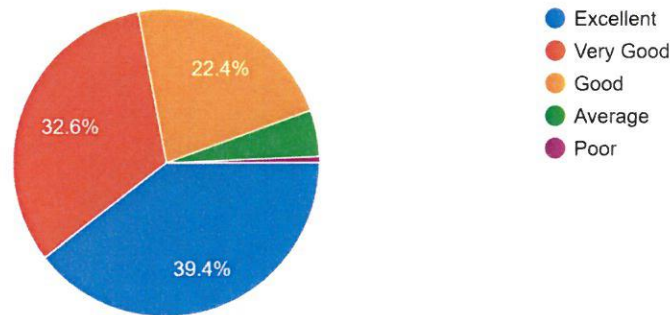
How do you rate various provisions of extension and co curricular activities of the college?

1,288 responses



Overall rating of the program and various facilities in the college

1,288 responses



The Outcome of the Curriculum and Syllabus


Around 93% of 1288 students who participated in the survey emphasized that they had ‘good’ to ‘excellent’ expected outcomes from the courses they have undergone and 95% rated the allocation of credits and hours to the courses as ‘good’ and ‘excellent’. There was a positive response of 87% to the question on the syllabus of each course covering the recent trends and developments while 13% expressed their dissatisfaction. 92.6% of the students responded good to excellent to the question on the various papers in terms of their relevance to the specialization streams whereas 7.4% of the students recorded that the relevance was poor and average.

Teaching Methodologies & Assessment Strategies


90% of students who participated in the survey opined that the methodologies used by the teachers were good to excellent whereas the remaining 10% of them noted that they were poor and average. 90.5% of the students appreciated the objectivity of assessment and evaluation while the remaining 9.5% of them expressed that it was average and poor.

Learning Resources, Facilities and Guidance


With regard to the provisions that are available for students accompaniment in the college, 92.1% of the students expressed that they were good to excellent while the remaining 7.9% noted that it was average and poor. Around 95% of the students expressed that the learning resources which are available in the college (Library, Lab, ICT Provisions and others) were excellent and the remaining 5% of them expressed their dissatisfaction. There was also a similar response of satisfaction, around 91.8% when it came to various provisions of extension and co-curricular activities of the college while the remaining 8.2% of them showed dissatisfaction.



Dr. A Xavier Mahimairaj
IQAC Coordinator
Loyola College
Chennai – 34



Prof. Francis Xavier D.
Deputy Coordinator
Loyola College
Chennai – 34



Rev. Dr A Thomas, S.J.
Principal
Loyola College
Chennai - 34



INTERNAL QUALITY ASSURANCE CELL (IQAC) LOYOLA COLLEGE (AUTONOMOUS), CHENNAI-34


A REPORT ON THE FEEDBACK OF THE FACULTY, 2020-21

"Education's purpose is to replace an empty mind with an open one." - Malcolm Forbes

Loyola College has always strived to impart quality education. As a measure to sustain quality in all its academic and administrative tasks, the college obtains feedback from the teaching faculty before the Academic Council meeting every semester. IQAC conducts an online feedback session where the questionnaire includes important aspects of the curriculum like the need-based importance of the curriculum, clarity of course objectives, the effectiveness of course contents and activities, teaching-learning-assessment, variety of courses under CBCS, etc.

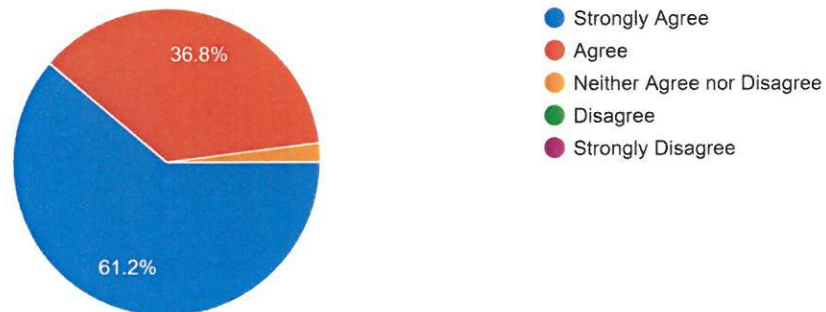
No. of questions: 16 No. of participants: 201

Course Content is Relevant and Need Based.
201 responses



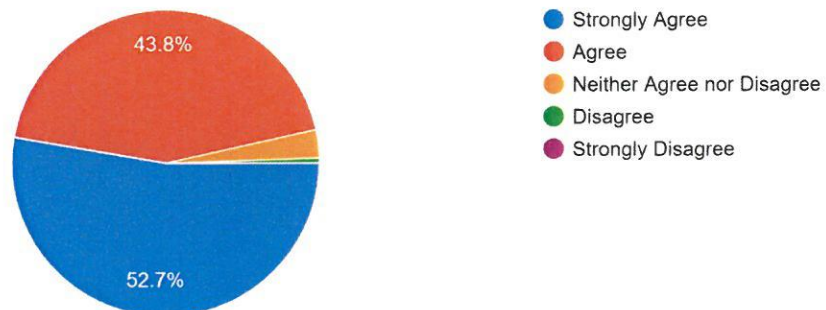
Course Outcomes are well defined and clear to staff and students.

201 responses



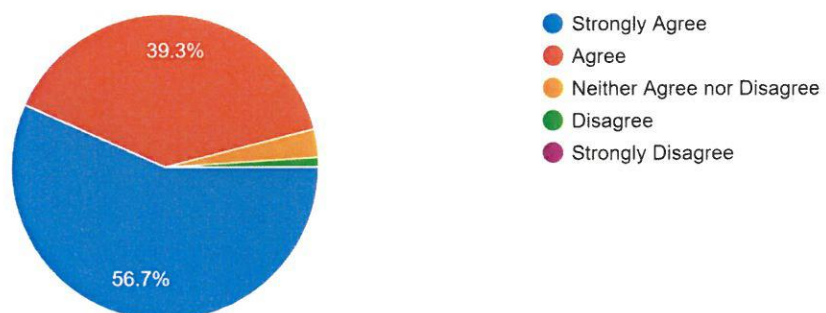
Course Content has enough scope for development of analytical, logical, technical and creative skills to the students.

201 responses



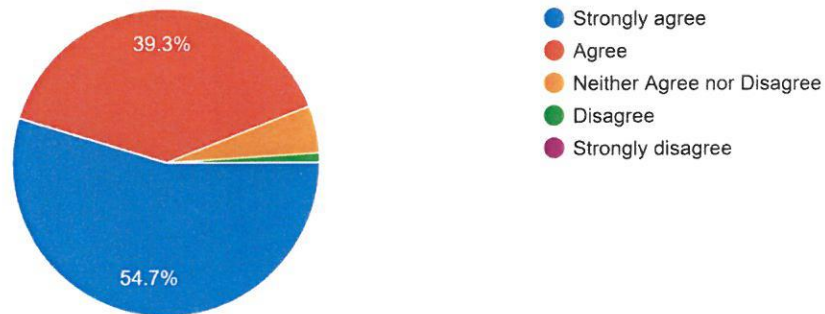
Course activities (Internships / Field Visit/ Guest Lectures/ Assignments/Seminars/Others) are relevant for development of various skills for employment and self-employment.

201 responses



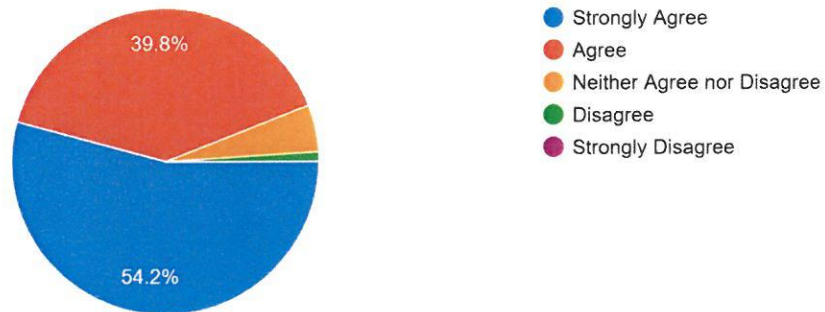
The course/syllabus has good balance between theory and application.

201 responses



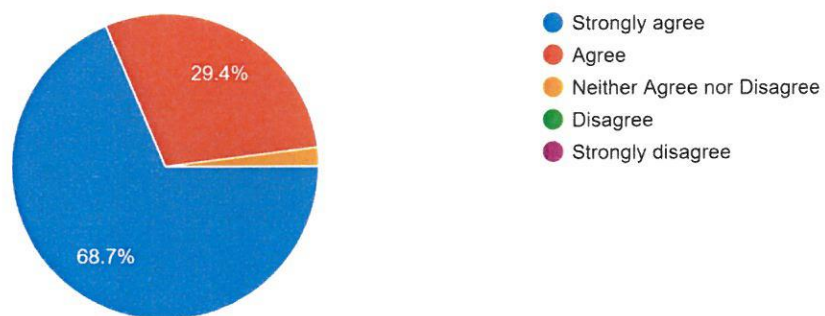
Courses motivate students to use various resources that are available in the college and outside for their effective learning.

201 responses



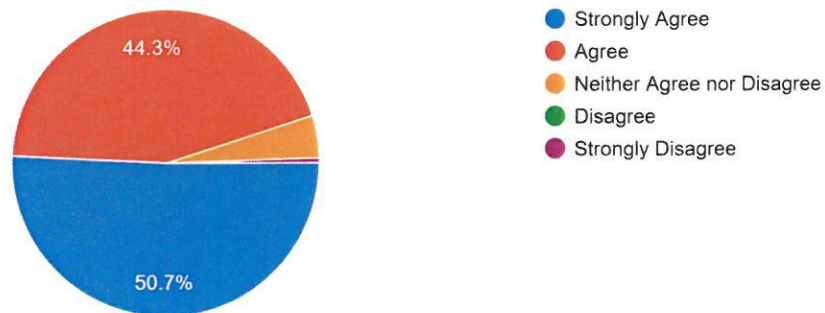
The curriculum design Teaching-Learning-Assessment and Examination are effectively carried out on time.

201 responses



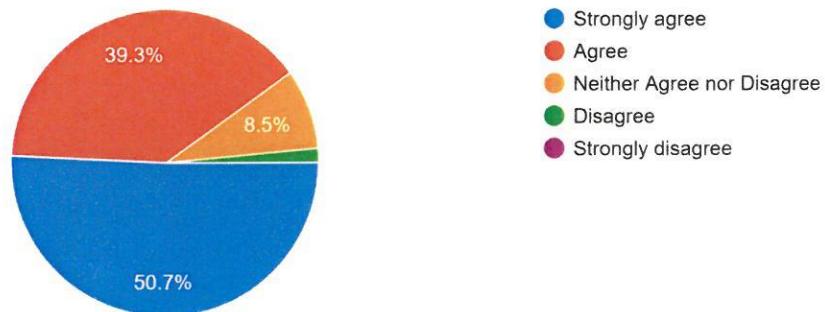
The assessment and evaluation system objectively measure the Course Outcomes (COs) and Program Specific Outcome (PSOs).

201 responses



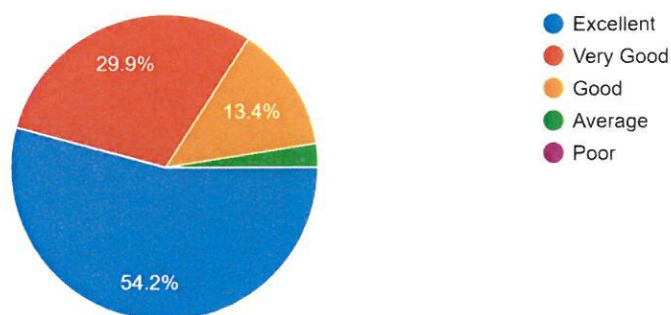
The curriculum contains a wide range of courses under choice based credit system.

201 responses



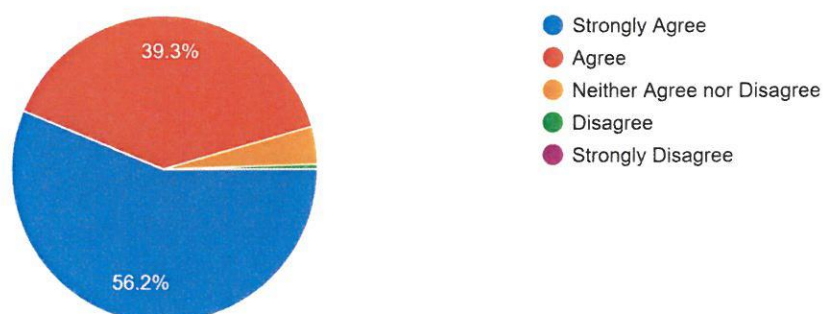
The academic freedom and opportunity that are available for curriculum development, administration and evaluation in the college is:

201 responses



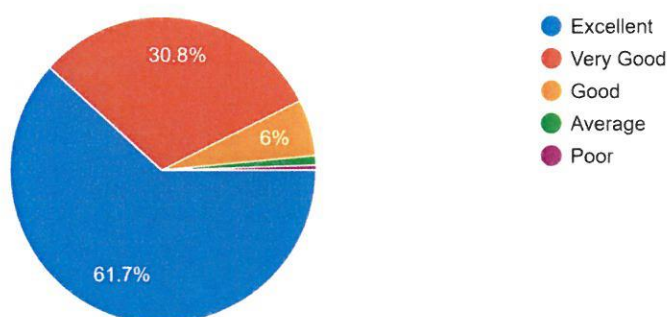
The college has enough relevant resources which are updated regularly for teaching learning purposes.

201 responses



How do you rate the ambience of the College for effective delivery of the academic process?

201 responses



The Outcome of the Curriculum and Syllabus

Around 92% of 2091 students who participated in the survey emphasized that they had 'good' to 'excellent' expected outcome from the courses they have undergone and 94.1% rated the allocation of credits and hours to the courses as 'good' and 'excellent'. There was a positive response of 83.7% to the question on the syllabus of each course covering the recent trends and developments while 16.3% expressed their dissatisfaction. 90.9% of the students responded good to excellent to the question on the various papers in terms of


their relevance to the specialization streams whereas 9.1% of the students recorded that the relevance was poor and average.


Teaching Methodologies & Assessment Strategies


86.4% of students who participated in the survey opined that the methodologies used by the teachers were good to excellent whereas the remaining 13.6% of them noted that they were poor and average. 90.8% of the students appreciated the objectivity of assessment and evaluation while the remaining 9.2% of them expressed that it was average and poor.

Learning Resources, Facilities, and Guidance

With regard to the provisions that are available for students accompaniment in the college, 93% of the students expressed that they were good to excellent while the remaining 7% noted that it was average and poor. Around 95% of the students expressed that the learning resources which are available in the college (Library, Lab, ICT Provisions and others) were excellent and the remaining 5% of them expressed their dissatisfaction. There was also a similar response of satisfaction, around 93.4% when it came to various provisions of extension and co-curricular activities of the college while the remaining 6.6% of them showed dissatisfaction.


Dr. A Xavier Mahimairaj
IQAC Coordinator
Loyola College
Chennai – 34


Prof. Francis Xavier D.
Deputy Coordinator
Loyola College
Chennai – 34


Rev. Dr A Thomas, S.J.
Principal
Loyola College
Chennai - 34